



This work is licensed under a Creative Commons Attribution License (CC BY 4.0).

## Research article

[urn:lsid:zoobank.org:pub:4AD1BF0B-6F6B-4F9A-BCE9-0BD9D02CC96D](https://zoobank.org/pub/4AD1BF0B-6F6B-4F9A-BCE9-0BD9D02CC96D)

# First record of Pudeoniscidae Lemos de Castro, 1973 (Oniscidea) from Peru, with the description of a new genus and species

Ana Teresa OCAMPO-MACEDA<sup>1,\*</sup>, Carlos Mario LÓPEZ-OROZCO<sup>2</sup>,  
Evaristo Luciano LÓPEZ-TEJEDA<sup>3</sup> & Ivanklin Soares CAMPOS-FILHO<sup>4</sup>

<sup>1,3</sup> Universidad Nacional de San Agustín de Arequipa, Museo de Historia Natural,  
Av. Alcides Carrión s/n, Escuela de Biología UNSA, Arequipa, Perú.

<sup>2</sup> Grupo de Investigación en Biología Descriptiva y Aplicada, Programa de Biología,  
Universidad de Cartagena, Campus San Pablo, Cartagena de Indias, Colombia.

<sup>4</sup> Department of Biological Sciences, University of Cyprus, Lefkosia (Nicosia), Cyprus.

\* Corresponding author: [aocampom@unsa.edu.pe](mailto:aocampom@unsa.edu.pe)

<sup>2</sup> Email: [clopezol@unicartagena.edu.co](mailto:clopezol@unicartagena.edu.co)

<sup>3</sup> Email: [elopezt@unsa.edu.pe](mailto:elopezt@unsa.edu.pe)

<sup>4</sup> Email: [ivanklin.filho@gmail.com](mailto:ivanklin.filho@gmail.com)

<sup>1</sup> [urn:lsid:zoobank.org:author:F109D19D-3AF6-4903-B7F7-AF79FE6BDF17](https://zoobank.org/author/F109D19D-3AF6-4903-B7F7-AF79FE6BDF17)

<sup>2</sup> [urn:lsid:zoobank.org:author:5F6D82D6-FA27-43F0-8EBE-D0A72C6907D7](https://zoobank.org/author/5F6D82D6-FA27-43F0-8EBE-D0A72C6907D7)

<sup>3</sup> [urn:lsid:zoobank.org:author:2CB33DBA-37B6-4E0D-9D03-732CA35525C9](https://zoobank.org/author/2CB33DBA-37B6-4E0D-9D03-732CA35525C9)

<sup>4</sup> [urn:lsid:zoobank.org:author:C752F864-3C84-4AF4-9EDA-4D1AF464D615](https://zoobank.org/author/C752F864-3C84-4AF4-9EDA-4D1AF464D615)

**Abstract.** A new genus of Pudeoniscidae from Peru is described, *Loretoniscus* gen. nov., including a new species: *Loretoniscus mashiriaensis* gen. et sp. nov. The new genus is characterized by pereonite 1 epimera without dorsolateral furrows, pereonites 1 and 2 without ventral lobes, telson with distal portion covering uropod endopods, and pleopod 1–2 exopods with respiratory areas. This is the first record of the family Pudeoniscidae from Peru, considerably extending its distribution in the Neotropical region.

**Keywords.** Terrestrial isopods, endogean species, Loreto, Tropical Amazon Rainforest, Neotropical.

Ocampo-Maceda A.T., López-Orozco C.M., López-Tejeda E.L. & Campos-Filho I.S. 2023. First record of Pudeoniscidae Lemos de Castro, 1973 (Oniscidea) from Peru, with the description of a new genus and species. *European Journal of Taxonomy* 861: 65–77. <https://doi.org/10.5852/ejt.2023.861.2067>

## Introduction

Terrestrial isopods (Oniscidea) comprise about 4000 species distributed in more than 500 genera in 38 or 39 families, occurring in almost all terrestrial habitats (Schmalfuss 2003; Javidkar *et al.* 2015, 2017; Sfenthourakis & Taiti 2015; Campos-Filho & Taiti 2021). Recently, the molecular evidence showed the genus *Ligia* Fabricius, 1798 to have uncertain relationships with all the other groups of Oniscidea, emerging a discussion of multiple invasions of the terrestrial environment (Dimitriou *et al.* 2019). However, these conclusions are still under debate.

About 480 species of Oniscidea have been recorded in South America, most of them placed in the families Philosciidae Kinahan, 1857 and Scleropactidae Verhoeff, 1938 (Schmalfuss 2003; Schmidt & Leistikow 2005; Schmidt 2007; Campos-Filho *et al.* 2018a, 2019, 2020, 2021b, 2022a, 2022b; Cardoso *et al.* 2020a, 2020b, 2021, 2022a, 2022b; Ocampo-Maceda *et al.* 2022; Carpio-Díaz *et al.* 2018, 2021; Grangeiro *et al.* 2021; López-Orozco *et al.* 2016, 2017, 2022). To date, in Peru, 24 species distributed in 12 genera are known so far, i.e., *Ligia* Fabricius, 1798 (1 sp.) (Ligiidae), *Andenoniscus* Verhoeff, 1941 (1 sp.), *Androdeloscia* Leistikow, 1999 (8 spp.), *Benthanooides* Lemos de Castro, 1958 (2 spp.), *Erophiloscia* Vandel, 1972 (2 spp.), *Ischioscia* Verhoeff, 1928 (4 spp.) (Philosciidae), *Circoniscus* Pearse, 1917 (1 sp.), *Scleropactes* Budde-Lund, 1885 (1 sp.) (Scleropactidae), *Rhyscotoides* Schmalfuss & Ferrara, 1978 (1 sp.) (Rhyscotidae), *Ethelum* Budde-Lund, 1899 (1 sp.) (Eubelidae), *Porcellio* Latreille, 1804 (1 sp.), and *Porcellionides* Miers, 1878 (1 sp.) (Porcellionidae) (Ocampo-Maceda *et al.* 2022).

The family Pudeoniscidae comprises 11 species in the genera *Brasiloniscus* Cardoso, Campos-Filho & Araujo, 2018 (3 spp.), *Iansaoniscus* Campos-Filho, Araujo & Taiti, 2017 (4 spp.), *Oxossioniscus* Campos-Filho, Lisboa & Cardoso, 2018 (2 spp.), and *Pudeoniscus* Vandel, 1963 (2 spp.). To date, *Iansaoniscus* comprises only cave-restricted species recorded in the Brazilian semi-arid biome (Caatinga), while the remaining genera are recorded in Atlantic Forest areas (Vandel 1963; Lemos de Castro 1973; Campos-Filho *et al.* 2017, 2018b; Cardoso *et al.* 2018, 2022b).

The present work aims to describe a new genus and species of Pudeoniscidae from the Peruvian Amazon Rainforest, representing the first record of the family outside the Brazilian territory.

## Material and methods

### Taxonomy

Specimens were collected by visual search and stored in 75% ethanol. The description was based on morphological characters with the aid of micro preparations in Hoyer's medium (Anderson 1954). The species was illustrated with the aid of a camera lucida mounted on Wild M3Z and M20 microscopes. The final illustrations were prepared using the software GIMP with the method proposed by Montesanto (2015, 2016).

The material is deposited in the Museum of Natural History Collection in San Agustín National University, Arequipa, Peru (MUSA).

### Study area

The locality of Nuevo Sucre is placed in Peruvian Amazon Rainforest, Ucayali Province in Loreto Department. The sampling area presents a terra firme forest with low hills with altitudinal ranges between 131 to 194 m a.s.l., and vegetation species like *Apeiba* sp. (monkey comb), *Astrocarum* sp., *Phytelephas* sp. (yarina), and also crop patches of cocoa, banana, yucca, and corn. Three streams run through its land, which are: Mashiría, Yarinillo, and Yarina. The climatic description following Castro *et al.* 2021 reveals a warm and rainy zone with abundant humidity in all year's seasons.

## RESULTS

### *Taxonomy*

Order Isopoda Latreille, 1817  
Suborder Oniscidea Latreille, 1802  
Family Pudeoniscidae Lemos de Castro, 1973

*Loretoniscus* Ocampo-Maceda, López-Orozco & Campos-Filho gen. nov.  
[urn:lsid:zoobank.org:act:293A9B09-3480-4B20-807B-64C27672ACD0](https://doi.org/10.21203/rs.3.rs-293A9B09-3480-4B20-807B-64C27672ACD0)

### Type species

*Loretoniscus mashiriaensis* gen. et sp. nov., by present designation and monotypy.

### Diagnosis

Body convex. Animals with partial conglobation ability; exoantennal conglobation. Cephalon with well-developed antennary lobes, triangular frontal shield slightly developed, laterally interrupted by antennal grooves, frontal line delimiting frontal shield on upper portion. Pereonite 1 epimera without dorsolateral furrows and schisma. Pereonites 1–3 without ventral lobes. Pleon outline continuous with that of pereon. Telson triangular with distal portion covering uropod endopods. Antennula with three articles. Antenna with flagellum of three articles, second and third articles divided by thin suture. Mandible with molar penicil dichotomized. Maxillula outer endite with outer group bearing teeth cleft at apex. Uropod protopod subrectangular, exopod inserted distally. Pleopod exopods 1 and 2 with respiratory areas.

### Etymology

The new genus is named after the department where the specimens were collected: Loreto.

### Remarks

In the complex shape of the depressions in the frontal shield of the cephalon, and the absence of dorso-lateral furrow on pereonite 1 epimera, *Loretoniscus* gen. nov. resembles *Iansaoniscus*; however, it differs in the broad shape of the telson with lateral margins straight (vs concave), uropod protopod subrectangular (vs subquadrangular), and pleopod 1 and 2 exopods with respiratory areas (vs absent).

The Pudeoniscidae were recently revised by Campos-Filho *et al.* (2018b). The diagnostic characters of the family do not comprise the variation observed in *Iansaoniscus* and *Loretoniscus* gen. nov. Thus, the diagnosis of the family after Campos-Filho *et al.* (2018b) is emended as follows: animals with exoantennal conglobation; cephalon with triangular frontal shield and profons having complex depressions, and pereonite 1 epimera with dorsolateral furrow to fit antennae during conglobation (reduced or absent in cave-dwellers or endogean species); epimera of pereonites 1–3 with small ventral lobes or schisma on pereonite 1 (reduced or absent in cave-dwellers or endogean species); pleon outline continuous to that of pereonite 7, neopleurae 3–5 well developed and rectangular, telson triangular or trapezoidal with proximal portion wider than distal portion; antennal flagellum of three articles, second and third divided by suture; uropod protopod subquadrangular, exopod inserted distally, endopod not surpassing the distal margin of telson; and pleopod exopods with respiratory structures.

*Loretoniscus* gen. nov. is included in the family Pudeoniscidae by sharing most of these mentioned characters. The absence of dorso-lateral furrow and schisma on pereonite 1 epimera, and absence of ventral lobes on pereonites 1–3 epimera are closely related with the conglobation ability, an eco-morphological strategy of oniscideans used against predation and to reduce water loss (Edney 1951;

Schmalzfuss 1984). The new genus includes one new species with endogean habits, and probably the absence of these structures is related with habitat selection.

*Loretoniscus mashiriaensis* Ocampo-Maceda, López-Orozco & Campos-Filho gen. et sp. nov.

[urn:lsid:zoobank.org:act:64308EDB-88C0-4430-AF2E-F203B27B3268](https://zoobank.org/urn:lsid:zoobank.org:act:64308EDB-88C0-4430-AF2E-F203B27B3268)

Figs 1–4

### Etymology

The epithet refers to a stream flowing near the collection site ‘Quebrada Mashiría’. In the Shipibo-Conibo language, ‘Mashi’ means sand.

### Material examined

#### Holotype

PERU • ♂ (parts in micropreparations); Loreto, Contamana, Nuevo Sucre, Quebrada Mashiría; 7°24′47.21′ S, 74°56′8.51′ W; Nov. 2019; A. Ocampo and C. Ruelas leg.; MUSA-ENT-ISO 025.

### Description

MEASUREMENTS. Body length: 3 mm.

BODY. Colorless. Body outline in lateral view as in Fig. 1A; dorsal surface smooth and covered with fan-shaped scale-setae (Fig. 1B).

CEPHALON. Vertex depressed; lateral lobes rounded, frontal shield triangular with frontal and paramedian depressions interrupting frontal shield; eyes absent (Fig. 1C–D).

PEREON. Pereonites 1 and 2 epimera rounded, epimera 3–7 subquadrangular (Fig. 1A, E).

PLEON. Pleonites 3–5 with epimera subquadrangular and directed backward (Fig. 1A, F–G). Telson as wide as long, lateral margins straight, and apex rounded (Fig. 1F–G).

ANTENNULA. Third article longer than second article, apex with four subapical plus two apical aesthetascs (Fig. 1H).

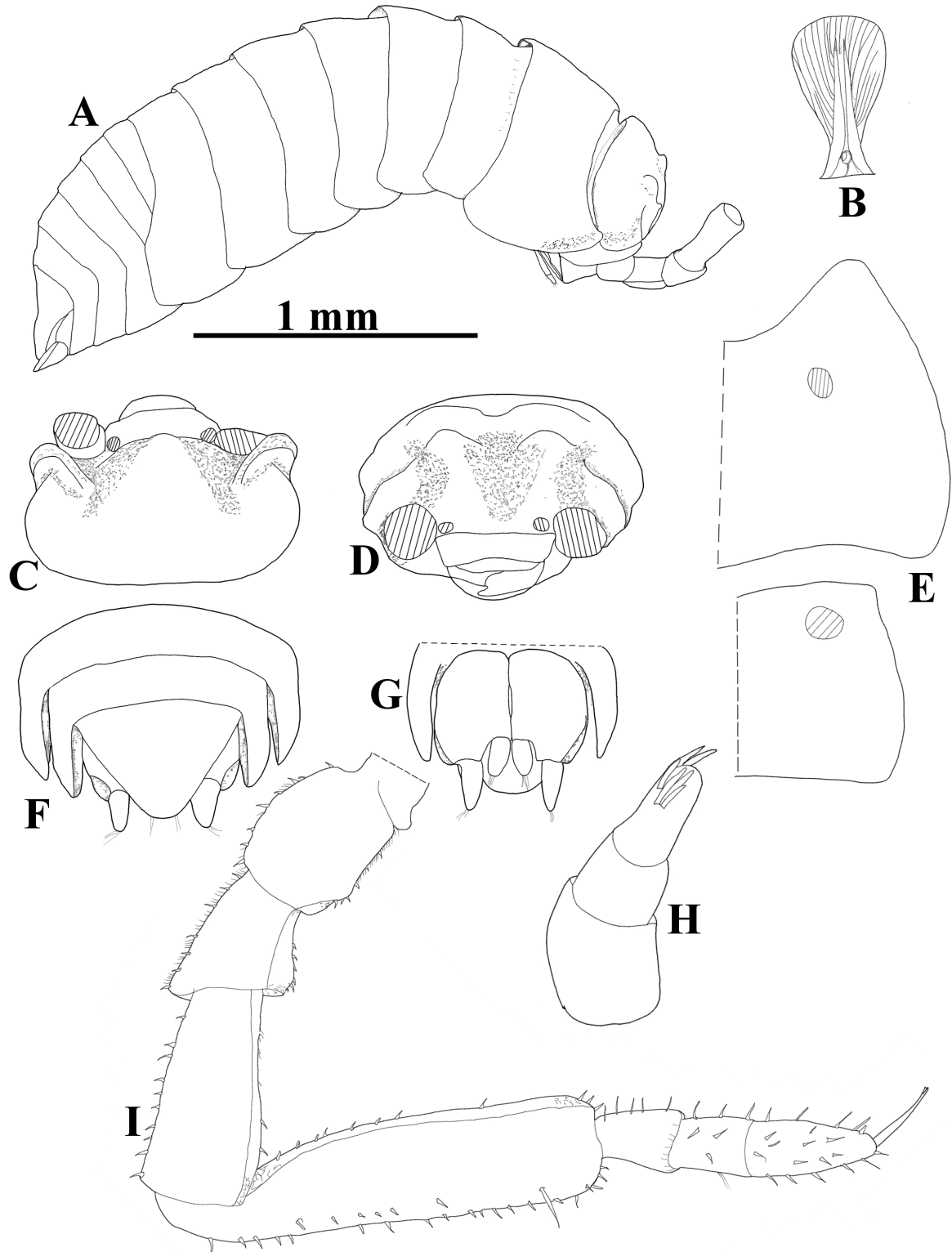
ANTENNA. Robust; surpassing pereonite 2 when extended backward; flagellum with first and second articles subequal in length; apical organ half length of distal article (Fig. 1I).

MOUTH. Mandibles (Fig. 2A–B) with molar penicil with 6–7 branches, left mandible with 2 + 1 penicils, right with 1 + 1 penicils. Maxillula (Fig. 2C) outer endite composed of 4 + 5 teeth, inner set apically cleft; inner endite with two penicils. Maxilla (Fig. 2D) with bilobate apex, outer slightly wider than inner lobe, rounded and covered with thin setae; inner lobe rounded bearing thick setae. Maxilliped (Fig. 2E) basis rectangular; palp basal article with two distinct setae; endite rectangular, medial seta surpassing distal margin, distal margin bearing one seta on outer portion.

UROPODS. Uropod protopod longer than wide, exopod longer than endopod, endopod inserted slightly proximally (Fig. 2F).

PEREPODS. Pereopods 1–7 (Fig. 3A–B) merus and carpus with sparse setae on sternal margin; carpus 1 with longitudinal antennal grooming brush; dactylar and unguis simple not surpassing outer claw.

GENITAL PAPPILLA. Ventral shield triangular, papilla bearing two subapical orifices (Fig. 3C).

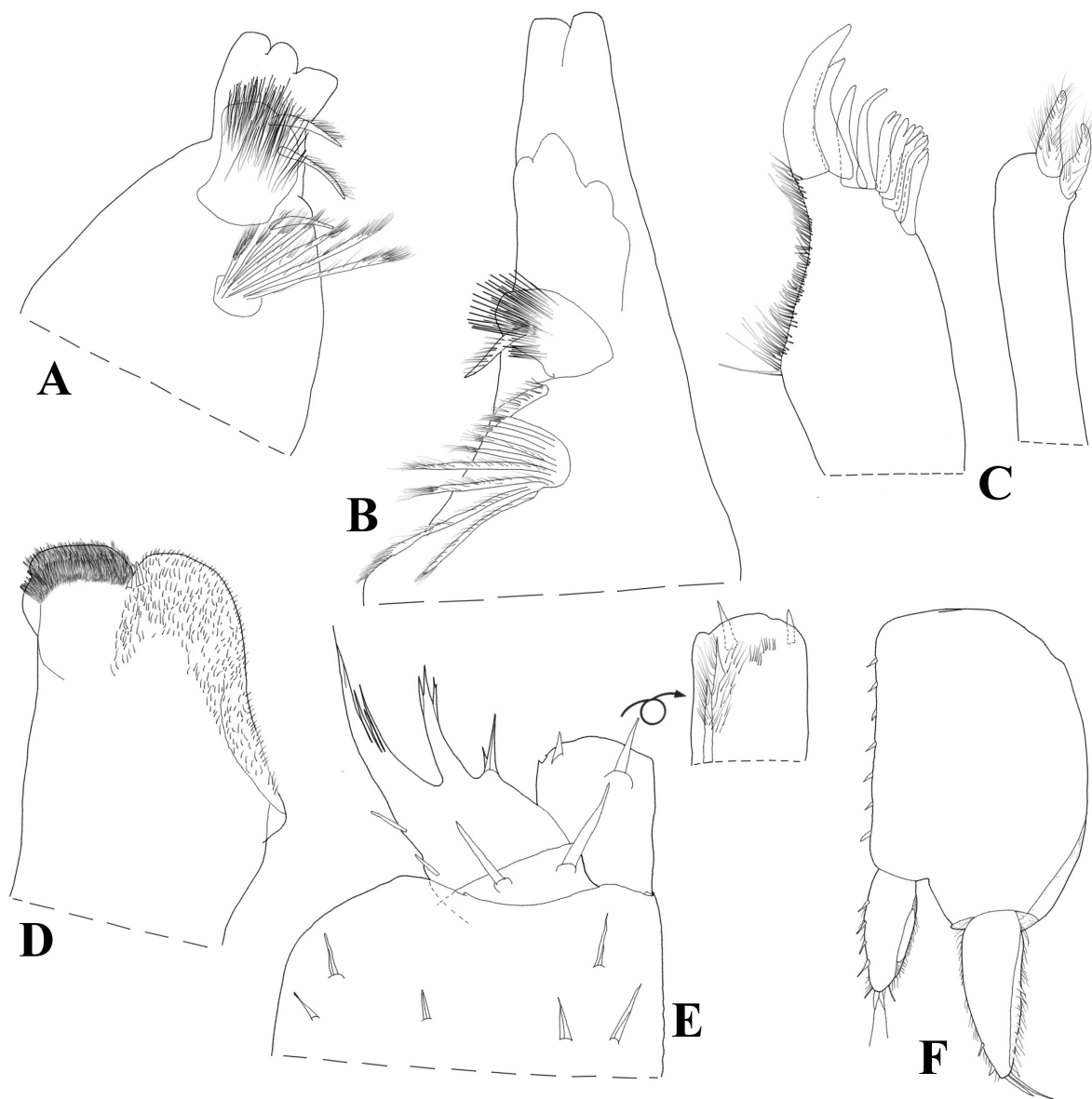


**Fig. 1.** *Loretoniscus mashiriaensis* gen. et sp. nov., ♂, holotype (MUSA-ENT-ISO 025). **A.** Habitus, lateral view. **B.** Dorsal scale-seta. **C.** Cephalon, dorsal view. **D.** Cephalon, frontal view. **E.** Pereonites 1 and 2 epimera, ventral view. **F.** Pleonites 4, 5, telson and uropods, dorsal view. **G.** Pleonite 5 and uropods, ventral view. **H.** Antennula. **I.** Antenna.

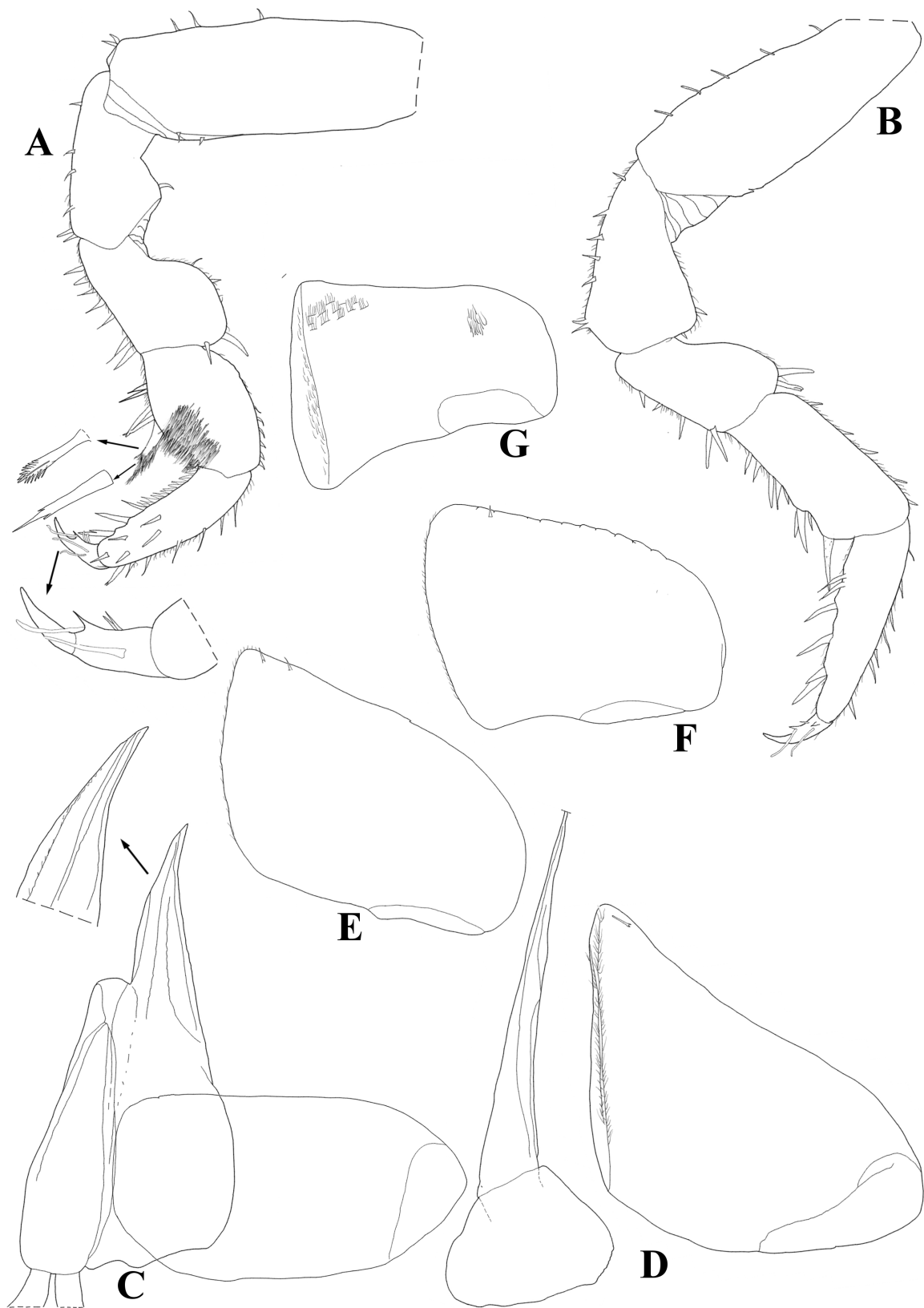
PLEOPODS. Pleopod 1 (Fig. 3C) exopod subrectangular, more than twice as wide as long, distal margin straight; endopod twice as long as exopod, distal portion tapering and slightly bent outwards, inner margin bearing small setae. Pleopod 2 (Fig. 3D) exopod triangular, outer margin almost straight bearing one seta. Pleopod 3–5 exopods as in Fig. 3E–G.

## Discussion

*Loretoniscus mashiriaensis* sp. nov. was collected while the animal was climbing the base of a tree in the Peruvian Amazon Rainforest. The species shows a lack of body pigments and eyes, typical of endogean or troglobitic Oniscidea (Campos-Filho *et al.* 2014, 2017). Moreover, regarding the shape of the dorsal scale-setae, the species probably has endogean habits. The fan-shaped scale-setae are also present in other endogean genera of terrestrial isopods, e.g., *Caraiboscia* Vandel, 1968 (Philosciidae),



**Fig. 2.** *Loretoniscus mashiriaensis* gen. et sp. nov., ♂, holotype (MUSA-ENT-ISO 025). **A.** Left mandible. **B.** Right mandible. **C.** Maxillula. **D.** Maxilla. **E.** Maxilliped. **F.** Uropod.



**Fig. 3.** *Loretoniscus mashiriaensis* gen. et sp. nov., holotype, ♂ (MUSA-ENT-ISO 025). A. Pereopod 1; B. Pereopod 7. C. Genital papilla and pleopod 1. D. Pleopod 2. E. Pleopod 3 exopod. F. Pleopod 4 exopod. G. Pleopod 5 exopod.

and *Trichorhina* Budde-Lund, 1908 (Platyarthridae) (Vandel 1968; Leistikow 2001; Campos-Filho *et al.* 2014). Moreover, these setae are useful for endogean animals to move in the substrate, reducing the adhesion of soil or water particles (Schmalfuss 1984; Wood *et al.* 2017).

In Pudeoniscidae, the respiratory structures vary among its genera, uncovered *Atracheodillo*-type in *Pudeoniscus*, polyspiracular covered *Eubelum*-type in *Oxossioniscus*, and absent in *Iansaoniscus* (see Campos-Filho *et al.* 2018b). The respiratory areas in the pleopods 1 and 2 exopods of *Loretoniscus mashiriaensis* sp. nov. is a reduction of thickness of the cuticle in the pleopod exopods, which is present in other groups of Oniscidea, e.g., *Atlantoscia* Ferrara & Taiti, 1981 and *Aphiloscia* Budde-Lund, 1908 (Philosciidae), *Circoniscus* and *Globopactes* Schmidt, 2007 (Scleropactidae) (see Ferrara *et al.* 1994, Leistikow & Araujo 2001; Schmidt 2007; Campos-Filho *et al.* 2013, 2021b). Zimmermann *et al.* (2018) in an integrative approach, observed that the respiratory areas of *Atlantoscia* and *Paratlantoscia* Zimmermann, Campos-Filho & Araujo, 2018 probably evolved due to historical events in the Brazilian Atlantic Forest, especially dry periods. The geological history of the Amazonian basin is quite complex, and the origin of its biodiversity have been extensively studied (e.g., Haffer 2008; Hoorn *et al.* 2010; Ribas *et al.* 2011; Dagosta & Pinna 2017; Ledo & Colli 2017).



**Fig. 4.** Map of distribution of species of Pudeoniscidae: 1. *Brasiloniscus littoralis* Cardoso, Campos-Filho & Araujo, 2018. 2. *B. maculatus* Lemos de Castro, 1973. 3. *B. verrucosus* Lemos de Castro, 1973. 4. *Iansaoniscus georginae* Campos-Filho, Araujo & Taiti, 2017. 5. *I. iraquara* Campos-Filho, Araujo & Taiti, 2017. 6. *I. leilae* Cardoso, Bastos-Pereira & Ferreira, 2022. 7. *I. paulae* Cardoso, Bastos-Pereira & Ferreira, 2022. 8. *Oxossioniscus akoko* Campos-Filho, Lisboa & Cardoso, 2018. 9. *O. pataxo* Campos-Filho, Lisboa & Cardoso, 2018. 10. *Pudeoniscus birabeni* Vandel, 1963. 11. *P. obscurus* Lemos de Castro, 1973. 12. *Loretoniscus mashiriaensis* gen. et sp. nov. Green area = vegetative cover; blue areas = drainage; red line = Amazon delimitation.



Regarding the absence of ventral lobes on pereonites 1 and 2 epimera in the new species, this condition is also observed in *Iansaoniscus paulae* Cardoso, Bastos Pereira & Ferreira, 2022 (see also Campos-Filho *et al.* 2017). As mentioned previously, the lack of these structures, useful during conglobation, represents a secondary loss due to habitat pressure (see also Campos-Filho *et al.* 2018b). Moreover, *L. mashiriaensis* sp. nov. is considered an endogean species.

The present work considerably extends the distribution of the Pudeoniscidae in South America. The family apparently has a disjunct distribution in tropical rainforests (Fig. 4). Regarding the diversity of the ecosystems of Peru, the diversity of terrestrial isopods, as of other taxa, is considerably underestimated. More species will be described as soon as more areas across the country will have been sampled, as is common in tropical countries.

## Acknowledgements

We are so grateful to Carlos Ruelas-Cabana for his help in field collection. To Marco Delgado and José Cerdeña, members of the Museum of Natural History in San Agustín National University of Arequipa, where the collection is deposited, for their help. To Alberto Saldaña and all members of the locality of Nuevo Sucre, for their hospitality. To SERFOR and the Government of Loreto for the collection permit (RGR N° 018-2020-GRL-GGR-GRDFFS). To Vicerrectoría de Investigaciones of the University of Cartagena for the financial support to the Grupo de Investigación en Biología Descriptiva y Aplicada (Project Redes de Investigación Científica, Acta de Compromiso N° 017–2020); and to the University of Cyprus “ONISILOS Research Program – 2018” by the postdoctoral fellowship granted to ISC-F titled “Biodiversity of terrestrial isopods (Crustacea, Isopoda, Oniscidea) from Cyprus in the light of integrative taxonomy”.

## References

- Anderson L.E. 1954. Hoyer's solution as a rapid permanent mounting medium for bryophytes. *The Bryologist* 57: 242.
- Campos-Filho I.S. & Taiti S. 2021. *Oniscidea taxonomy: present and future*. Abstract book of the 11<sup>th</sup> International Symposium on Terrestrial Isopod Biology, “Facets of terrestrial isopod biology”. Spinicornis, Ghent. <https://spinicornis.be/istib2021/presentations/>
- Campos-Filho I.S., Lisboa J.T. & Araujo P.B. 2013. Review of *Atlantoscia* Ferrara & Taiti, 1981 (Crustacea: Isopoda: Oniscidea: Philosciidae) with new records and new species. *Organisms, Diversity & Evolution* 13: 463–483. <https://doi.org/10.1007/s13127-013-0124-8>
- Campos-Filho I.S., Araujo P.B., Bichuette M.E., Trajano E. & Taiti S. 2014. Terrestrial isopods (Crustacea: Isopoda: Oniscidea) from Brazilian caves. *Zoological Journal of the Linnean Society* 172: 360–425. <https://doi.org/10.1111/zoj.12172>
- Campos-Filho I.S., Bichuette M.E., Montesanto G., Araujo P.B. & Taiti S. 2017. The first trogllobiotic species of the family Pudeoniscidae (Crustacea, Isopoda, Oniscidea), with descriptions of a new genus and two new species. *Subterranean Biology* 23: 69–84. <https://doi.org/10.3897/subtbiol.23.20963>
- Campos-Filho I.S., Cardoso G.M. & Aguiar J.O. 2018a. Catalogue of terrestrial isopods (Crustacea, Isopoda, Oniscidea) from Brazil: an update with some considerations. *Nauplius* 26: e2018038. <https://doi.org/10.1590/2358-2936e2018038>
- Campos-Filho I.S., Lisboa J.T. & Cardoso G.M. 2018b. A new genus and two new species of Pudeoniscidae Lemos de Castro, 1973 (Crustacea: Isopoda: Oniscidea) from Brazil. *Journal of Natural History* 52 (7–8): 457–482. <https://doi.org/10.1080/00222933.2018.1437229>

- Campos-Filho I.S., Fernandes C.S., Cardoso G.M., Bichuette M.E., Aguiar J.O. & Taiti S. 2019. Two new species and new records of terrestrial isopods (Crustacea, Isopoda, Oniscidea) from Brazilian caves. *Zootaxa* 4564 (2): 422–448. <https://doi.org/10.11646/zootaxa.4564.2.6>
- Campos-Filho I.S., Fernandes C.S., Cardoso G.M., Bichuette M.E., Aguiar J.O. & Taiti S. 2020. New species and new records of terrestrial isopods (Crustacea, Isopoda, Oniscidea) of the families Philosciidae and Scleropactidae from Brazilian caves. *European Journal of Taxonomy* 606: 1–38. <https://doi.org/10.5852/ejt.2020.606>
- Campos-Filho I.S., Paoletti M.G., Gavinelli F. & Taiti S. 2021b. New species and records of the family Scleropactidae Verhoeff, 1938 from Venezuela (Crustacea, Isopoda, Oniscidea). *Tropical Zoology* 34 (4): 102–122. <https://doi.org/10.4081/tz.2021.113>
- Campos-Filho I.S., Gallo J.S., Gallão J.E., Torres D.F., Horta L., Carpio-Díaz Y.M., López-Orozco C.M., Borja-Arrieta R., Aguiar J.O. & Bichuette M.E. 2022a. Unique and fragile diversity emerges from Brazilian caves – two new amphibious species of *Xangoniscus* Campos-Filho, Araujo & Taiti, 2014 (Oniscidea, Styloniscidae) from Serra do Ramalho karst area, state of Bahia, Brazil. *Subterranean Biology* 42: 1–22. <https://doi.org/10.3897/subtbiol.42.75725>
- Campos-Filho I.S., Gallo J.S., Gallão J.E., Torres D.F., Carpio-Díaz Y.M., López-Orozco C.M., Borja-Arrieta R., Taiti S. & Bichuette M.E. 2022b. Expanding the knowledge on the diversity of the cavernicolous Styloniscidae Vandel, 1952 (Oniscidea, Synocheta) from Brazil, with descriptions of two new species from the semiarid karst regions. *Zookeys* 1101: 35–55. <https://doi.org/10.3897/zookeys.1101.79043>
- Cardoso G.M., Campos-Filho I.S. & Araujo P.B. 2018. Taxonomic revision of *Brasiloniscus* (Oniscidea, Pudeoniscidae) with description of a new species. *European Journal of Taxonomy* 434: 1–16. <https://doi.org/10.5852/ejt.2018.434>
- Cardoso G.M., Bastos-Pereira R., Souza L.A. & Ferreira R.L. 2020a. New troglobitic species of *Xangoniscus* (Isopoda: Styloniscidae) from Brazil, with notes on their habitats and threats. *Zootaxa* 4819 (1): 84–108. <https://doi.org/10.11646/zootaxa.4819.1.4>
- Cardoso G.M., Bastos-Pereira R., Souza L.A. & Ferreira R.L. 2020b. New cave species of *Pectenoniscus* Andersson, 1960 (Isopoda: Oniscidea: Styloniscidae) and an identification key for the genus. *Nauplius* 28: e202039. <https://doi.org/10.1590/2358-2936e2020039>
- Cardoso G.M., Bastos-Pereira R., Souza L.A. & Ferreira R.L. 2021. *Chaimowiczia*: a new Iuiuniscinae genus from Brazil (Oniscidea, Synocheta, Styloniscidae) with the description of two new troglobitic species. *Subterranean Biology* 39: 45–62. <https://doi.org/10.3897/subtbiol.39.65305>
- Cardoso G.M., Bastos-Pereira R. & Ferreira R.L. 2022a. A new species of *Chaimowiczia* from the karstic Serra do Ramalho plateau, Brazil (Oniscidea, Synocheta, Styloniscidae). *Subterranean Biology* 42: 139–149. <https://doi.org/10.3897/subtbiol.42.80274>
- Cardoso G.M., Bastos-Pereira R. & Ferreira R.L. 2022b. Two new troglobitic species of *Iansaoniscus* from Brazilian caves (Crustacea, Isopoda, Pudeoniscidae). *Subterranean Biology* 43: 127–143. <https://doi.org/10.3897/subtbiol.43.81308>
- Carpio-Díaz Y.M., López-Orozco C.M., Campos-Filho I.S. & Navas G.R. 2018. Terrestrial isopods (Isopoda: Oniscidea) of the Botanical Garden of Cartagena “Guillermo Piñeres”, Colombia, with the description of three new species. *Arthropoda Selecta* 27 (4): 301–318. <https://doi.org/10.15298/arthsel.27.4.05>
- Carpio-Díaz Y.M., López-Orozco C.M., Borja-Arrieta R. & Campos-Filho I.S. 2021. A new species and first record of *Trichorhina* Budde-Lund, 1908 (Isopoda, Oniscidea, Platyarthridae) from the Department of Norte de Santander, Colombia. *Nauplius* 29: e2021028. <https://doi.org/10.1590/2358-2936e2021028>

- Castro A., Davila C., Laura W., Cubas F., Avalos G., López Ocaña C., Villena D., Valdez M., Urbiola J., Trebejo I., Menis L. & Marín D. 2021. Climas del Perú. *Mapa de la Clasificación Climática Nacional*. SENAMHI, Lima- Perú.
- Dagosta F.C.P. & Pinna M. 2017. Biogeography of Amazonian fishes: deconstructing river basins as biogeographic units. *Neotropical Ichthyology* 15 (3): e170034. <https://doi.org/10.1590/1982-0224-20170034>
- Dimitriou A.C., Taiti S. & Sfenthourakis S. 2019. Genetic evidence against monophyly of *Oniscidea* implies a need to revise scenarios for the origin of terrestrial isopods. *Scientific Reports* 9: e18508. <https://doi.org/10.1038/s41598-019-55071-4>
- Edney E.B. 1951. The evaporation of water from woodlice and the millipede *Glomeris*. *Journal of Experimental Biology* 28: 91–115.
- Ferrara F., Paoli P. & Taiti S. 1994. Philosciids with pleopodal lungs? The case of the genus *Aphiloscia* Budde-Lund, 1908 (Crustacea: Isopoda: Oniscidea), with a description of six new species. *Journal of Natural History* 28: 1231–1264. <https://doi.org/10.1080/00222939400770631>
- Grangeiro D.C., Souza L.P. & Christoffersen M.L. 2021. Three new species of *Androdeloscia* Leistikow, 1999 (Oniscidea: Philosciidae) from the Brazilian Amazonia. *Zootaxa* 5047 (3): 321–341. <https://doi.org/10.11646/zootaxa.5047.3.5>
- Javidkar M., Cooper S.J.B., King R.A., Humphreys W.F. & Austin A. 2015. Molecular phylogenetic analyses reveal a new southern hemisphere oniscidean family (Crustacea: Isopoda) with a unique water transport system. *Invertebrate Systematics* 29: 554–577. <https://doi.org/10.1071/IS15010>
- Javidkar M., King R.A., Cooper S.J.B., Humphreys W.F. & Austin A. 2017. Taxonomy of *Paraplatyarthrus* Javidkar and King (Isopoda: Oniscidea: Paraplatyarthridae) with description of five new species from Western Australia, and comments on Australian *Trichorhina* Budde-Lunde, 1908 (Platyarthridae). *Zootaxa* 4243 (3): 401–431. <https://doi.org/10.11646/zootaxa.4243.3.1>
- Haffer J. 2008. Hypotheses to explain the origin of species in Amazonia. *Brazilian Journal of Biology* 68 (4 suppl.): 917–947. <https://doi.org/10.1590/s1519-69842008000500003>
- Hoorn C., Wesselingh F.P., ter Steege H., Bermudez M.A., Mora A., Sevink J., Sanmartín I., Sanchez-Meseguer A., Anderson C.L., Figueiredo J.P., Jaramillo C., Riff D., Negri F.R., Hooghiemstra H., Lundberg J., Stadler T., Särkinen T. & Antonelli A. 2010. Amazonia through time: Andean uplift, climate change, landscape evolution, and biodiversity. *Science* 330 (6006): 927–931. <https://doi.org/10.1126/science.1194585>
- Ledo R.M.D. & Colli G.R. 2017. The historical connections between the Amazon and the Atlantic Forest revisited. *Journal of Biogeography* 44 (11): 2551–2563. <https://doi.org/10.1111/jbi.13049>
- Leistikow A. 2001. Phylogeny and biogeography of South America *Crinocheta*, traditionally placed in the family “Philosciidae” (Crustacea: Isopoda: Oniscidea). *Organisms, Diversity & Evolution* 1: 239–240. <https://doi.org/10.1078/1439-6092-00020>
- Leistikow A. & Araujo P.B. 2001. Morphology of respiratory organs in South American *Oniscidea* (“Philosciidae”). *Crustacean Issues* 13: 329–336.
- Lemos de Castro A. 1973. Pudeoniscidae, familia nova, com descrição de um gênero novo e três espécies novas de isopodos terrestres (Isopoda, Oniscoidea). *Bolletim do Museu Nacional* 287: 1–10.
- López-Orozco C.M., Carpio- Díaz Y.M., Navas G.R. & Campos-Filho I.S. 2016. A new species and first record of *Androdeloscia* (Oniscidea: Philosciidae) from Colombia. *Studies of Neotropical Fauna and Environment* 52 (1): 18–24. <http://doi.org/10.1080/01650521.2016.1254861>

- López-Orozco C.M., Carpio-Díaz Y.M., Navas G.R. & Campos-Filho I.S. 2017. A new species and first record of *Pulmoniscus* Leistikow, 2001 (Isopoda, Oniscidea, Philosciidae) from Colombia. *Nauplius* 25: e2017014. <https://doi.org/10.1590/2358-2936e2017014>
- López-Orozco C.M., Carpio-Díaz Y.M., Borja-Arrieta R., Navas G.R., Campos-Filho I.S., Taiti S., Mateos M., Olazaran A., Caballero I.C., Jotty K., Gómez-Estrada H. & Hurtado L. 2022. A glimpse into remarkable unknown diversity of oniscideans along the Caribbean coasts revealed on a tiny island. *European Journal of Taxonomy* 793: 1–50. <https://doi.org/10.5852/ejt.2022.793.1643>
- Montesanto G. 2015. A fast GNU method to draw accurate scientific illustrations for taxonomy. *ZooKeys* 515: 191–206. <https://doi.org/10.3897/zookeys.515.9459>
- Montesanto G. 2016. Drawing setae: a GNU way for digital scientific illustrations. *Nauplius* 24: e2016017. <https://doi.org/10.1590/2358-2936e2016017>
- Ocampo-Maceda A.T., Ruelas-Cabana C.M., López-Orozco C.M. & López-Tejeda E.L. 2022. Catalogue of terrestrial isopods (Isopoda, Oniscidea) from Peru, with new records of *Circoniscus ornatus* (Scleropactidae) and *Ethelum americanum* (Eubelidae). *Nauplius* 30: e2022003. <https://doi.org/10.1590/2358-2936e2022003>
- Ribas C.C., Aleixo A., Nogueira A.C.R., Miyaki C.Y. & Cracraft J. 2011. A palaeobiogeographic model for biotic diversification within Amazonia over the past three million years. *Proceedings of the Royal Society B* 279 (1729): 681–689. <https://doi.org/10.1098/rspb.2011.1120>
- Schmalzfuss H. 1984. Eco-morphological strategies in terrestrial isopods. *Symposia of the Zoological Society of London* 53: 339–368.
- Schmalzfuss H. 2003. World catalog of terrestrial isopods (Isopoda: Oniscidea). *Staatliches Museum für Naturkunde, Serie A* 654:1–341.
- Schmidt C. & Leistikow A. 2005. Review of the genus *Androdeloscia* Leistikow, with description of four new species (Crustacea: Isopoda: Oniscidea). *Entomologische Abhandlungen* 62 (2): 117–163.
- Schmidt C. 2007. Revision of the Neotropical Scleropactidae (Crustacea: Oniscidea). *Zoological Journal of the Linnean Society* 151: 1–339. <https://doi.org/10.1111/j.1096-3642.2007.00286.x>
- Sfenthourakis S. & Taiti S. 2015. Patterns of taxonomic diversity among terrestrial isopods. *ZooKeys* 515: 13–25. <https://doi.org/10.3897/zookeys.515.9332>
- Vandel A. 1963. Isopodes terrestres recueillis en Amerique du Sud par Claude Delamare Deboutteville. In: Deboutteville C.D. & Rapoport E.H (eds) *Biologie de l'Amérique Austral. Volume 2*: 63–100. Éditions du Centre national de la Recherche scientifique, Paris.
- Vandel A. 1968. Isopodes terrestres. In: Institut Royal des Sciences de Belgique (ed.) *Mission Zoologique Belge aux Îles Galapagos et en Ecuador (N. et J. Leleup, 1964–65), Vol. 1*: 37–168. Musée Royal de l'Afrique centrale, Tervuren, and Royal Belgian Institute of Natural Sciences, Brussels.
- Wood C.T., Kostanjšek R., Araujo P.B. & Štrus J. 2017. Morphology, microhabitat selection and life-history traits of two sympatric woodlice (Crustacea: Isopoda: Oniscidea): a comparative analysis. *Zoologischer Anzeiger* 258: 1–10. <https://doi.org/10.1016/j.jcz.2017.04.008>
- Zimmermann B.L., Campos-Filho I.S. & Araujo P.B. 2018. Integrative taxonomy reveals a new genus and new species of Philosciidae (Crustacea: Isopoda: Oniscidea) from Neotropical region. *Canadian Journal of Zoology* 96: 473–485. <https://doi.org/10.1139/cjz-2017-0289>

*Manuscript accepted: 28 november 2022*

*Published on: 13 March 2023*

*Topic editor: Tony Robillard*

*Section editor: Fabio Stoch*

*Desk editor: Eva-Maria Levermann*

Printed versions of all papers are also deposited in the libraries of the institutes that are members of the *EJT* consortium: Muséum national d'histoire naturelle, Paris, France; Meise Botanic Garden, Belgium; Royal Museum for Central Africa, Tervuren, Belgium; Royal Belgian Institute of Natural Sciences, Brussels, Belgium; Natural History Museum of Denmark, Copenhagen, Denmark; Naturalis Biodiversity Center, Leiden, the Netherlands; Museo Nacional de Ciencias Naturales-CSIC, Madrid, Spain; Leibniz Institute for the Analysis of Biodiversity Change, Bonn – Hamburg, Germany; National Museum of the Czech Republic, Prague, Czech Republic.