European Journal of Taxonomy 1032: 1–402
https://doi.org/10.5852/ejt.2025.1032.3137
europeanjournaloftaxonomy.eu
ISSN 2118-9773
2025 · Konstantinov F. & Neimorovets V.
This work is licensed under a Creative Commons Attribution License (CC BY 4.0)

Received: 23 December 2024 • Accepted: 13 May 2025 • Published: 30 December 2025

Topic editor: Tony Robillard • Section editor: Christopher Dietrich • Desk editor: Chris Le Coquet-Le Roux

Monograph

urn:lsid:zoobank.org:pub:D466E9EB-9A27-4BDB-9510-315C42C46B9C

Illustrated catalog of primary types of plant bugs (Hemiptera: Heteroptera: Miridae) at the Zoological Institute, Russian Academy of Sciences, St. Petersburg

Fedor KONSTANTINOV [1,*] & Vladimir NEIMOROVETS [2]

[1] National Museum of Natural History, Bulgarian Academy of Sciences, 1 Tsar Osvoboditel Blvd, 1000 Sofia, Bulgaria.
[1, 2] Zoological Institute, Russian Academy of Sciences, Universitetskaya nab. 1, St. Petersburg 199034, Russia.
[2] All-Russian Institute of Plant Protection, Russian Academy of Sciences, St. Petersburg-Pushkin 196608, Russia.

[*] Corresponding author: fkonstantinov@gmail.com
[2] Email: neimorovets@gmail.com

Abstract. The insect collection at the St. Petersburg Zoological Institute, Russian Academy of Sciences (ZISP) is one of the largest in the world, housing over 20 million curated specimens. This catalog documents the holotypes and lectotypes of plant bugs (family Miridae Hahn, 1833) deposited at ZISP. It includes data on 384 holotypes, 195 lectotypes, and one syntype from all currently recognized subfamilies. High-resolution images of habitus and labels are provided for each specimen, with more than 1700 images made available through Zenodo.

Keywords. Holotype, lectotype, Palearctic, entomological collection.

Konstantinov F. & Neimorovets V. 2025. Illustrated catalog of primary types of plant bugs (Hemiptera: Heteroptera: Miridae) at the Zoological Institute, Russian Academy of Sciences, St. Petersburg. *European Journal of Taxonomy* 1032: 1–402. https://doi.org/10.5852/ejt.2025.1032.3137

Introduction

The Miridae Hahn, 1833, or plant bugs, is the largest family of Heteroptera Latreille, 1810, comprising more than 11000 species (Schuh 2012), with this number increasing annually. While this family is distributed worldwide, it is particularly diverse in the Palearctic region, with approximately 4500 known species, whereas the comparatively well-sampled Nearctic region comprises around 2700 described species (Cassis & Schuh 2012).

The insect collection of the Zoological Institute, St. Petersburg (ZISP) ranks among the largest in the world, with over 20 million curated specimens representing both Palearctic and worldwide entomofauna. It includes thousands of type specimens and is continuously growing. Despite the presence of many

interesting types described from remote parts of the world, the Miridae collection is primarily based on Palearctic material, encompassing a significant portion of the plant bug types described from this region.

The initial plant bug type specimens accumulated in the ZISP collection were described by Alexander Becker and Vasily E. Jakovlev (e.g., Becker 1864; Jakovlev 1867, 1875, 1881, 1893). The collection was subsequently greatly expanded primarily through the dedicated efforts of long-term curators of the Heteroptera collection, Alexander N. Kiritshenko and Izya M. Kerzhner (e.g., Kiritshenko 1931, 1951; Kerzhner 1962, 1970a, 1979, 1988, 1984), along with contributions of other authors.

Kerzhner *et al.* (1997) published a catalog of primary types of Palearctic Miridae retained in the collection of the Zoological Institute, significantly facilitating the preparation of this work. Since then, holotypes of more than 50 additional species have been incorporated into the collection (e.g., Vinokurov 1998; Drapolyuk & Kerzhner 2000; Konstantinov 1999, 2008a, 2019).

This paper provides an annotated list of holotypes, lectotypes, and syntypes of the plant bug family Miridae housed at the Zoological Institute in St. Petersburg, Russia. A total of 580 type specimens were georeferenced and digitized. Furthermore, high-quality images of specimen labels, dorsal and lateral habitus views, and in some cases male genitalia structures were produced for these type specimens. A total of over 1700 images were generated for this study, with high-resolution images made available for each specimen through a dedicated Zenodo link. Clarifications regarding uncertainties in label data, type localities, and errors in subsequent literature are addressed in the note fields when necessary. Information on missing or erroneously attributed primary types is provided in a dedicated section at the end of the paper. This list is part of a broader initiative to make information on the Hemiptera types at ZISP accessible.

Material and methods

Miridae types are stored alongside other identified specimens as part of the general world collection of Heteroptera. This collection is housed in standard wooden drawers with glass lids within the Hemiptera Department of the Laboratory of Insect Systematics at the Zoological Institute of the Russian Academy of Sciences.

All taxa mentioned in the paper are listed alphabetically in their original combinations within their currently accepted subfamily and tribal positions (Aukema 2018–2025). For each taxon, the following information is provided: the name in original combination and spelling with relevant publications, current status of the taxon, georeferenced type locality, and other relevant information such as the state of damaged specimens. Label data are provided verbatim in English translation, with abbreviations decoded in square brackets. A double slash (//) separates different labels.

Barcode labels uniquely identifying each specimen (USIs) were attached, and the associated information was entered into one of two databases, Arthropod Easy Capture and the internal ZISP database. Specimens were digitized over several years as part of various projects, leading to slight variations in the format of USI labels. These labels may take form as ZISP INS_HEM_0000168 (e.g., Fig. 1A–B), ZISP_ENT AMNH_PBI 00337343 (e.g., Fig. 1C–D), or ZISP_ENT 00002649 (e.g., Fig. 7B). The institutional acronym indicates the institutional repository of the specimen but does not constitute part of the USI number —which is presented as an alphanumeric string at the bottom of the label— and is therefore separated from the USI number by a comma. Additional information for specimens with USIs starting with AMNH_PBI and ZISP_ENT can be accessed by entering the unique identifier or species name through the Arthropod Easy Capture database (http://research.amnh.org/pbi/heteropteraspeciespage; refer to Konstantinov & Namyatova 2019 for details). Specimens with USIs starting with INS_HEM were digitized using a different institutional ZISP database and are currently unavailable online.

Digital color images of all specimens were taken using Canon EOS 5D Mark IV equipped with a Canon MP-E 65 mm f/2.8 1-5× Macro lens and Twin-Lite MT-26EX-RT flash. Partially focused images of each specimen or structure were stacked using the Helicon Focus 7.5.4 software. Unless otherwise indicated, all scale bars equal 1.0 mm. All high-resolution photographs have been uploaded to Zenodo and are accessible for each type specimen through the DOI link provided for each specimen. In addition to the figures published in this paper, supplementary images such as genitalia, other morphological features, or additional photographs of paratypes are also available for some specimens via this platform.

Despite extensive efforts to georeference type localities using Google Maps, available gazetteers, 19th century published maps, and field notes depending on the case, some locations remain unresolved. This applies particularly to specimens collected during the 1884–1886 expedition to China (mainly Sichuan and Gansu) and Tibet, led by Grigory N. Potanin. Almost all toponyms recorded on labels from that expedition could not be georeferenced using available gazetteers or maps published in the early 20th century. For many species described before the second half of the 20th century, type localities could only be georeferenced approximately, and we attempted to adjust the coordinates accordingly. Coordinates are provided in decimal format, following the type locality.

Abbreviations

AMNH	=	American Museum of Natural History, New York
IBER	=	Institute of Biodiversity and Ecosystem Research, Bulgarian Academy of Sciences, Sofia
IBPC	=	Institute of Biological Problems of the Cryolithozone, Siberian Branch of the Russian Academy of Sciences, Yakutsk
IZB	=	Institute of Zoology, Baku, Azerbaijan
MRAC	=	Royal Museum for Central Africa, Tervuren
MZF	=	Finnish Museum of Natural History, Helsinki
SZMN	=	Siberian Zoological Museum, Novosibirsk
ZISP	=	Zoological Institute, Russian Academy of Sciences, St. Petersburg

Results

Class Insecta Linnaeus, 1758
Order Hemiptera Linnaeus, 1758
Suborder Heteroptera Latreille, 1810
Family Miridae Hahn, 1833
Subfamily Bryocorinae Baerensprung, 1860
Tribe Bryocorini Baerensprung 1860

Bryocoris montanus Kerzhner, 1973
Fig. 1A
https://doi.org/10.5281/zenodo.11125462

Bryocoris montanus Kerzhner, 1973: 281.

Type material

Holotype

RUSSIA • ♂; "S[outh of Mt] Oblachnaya southern of Sikhote-Alin [Mts]; Kerzhner leg.; 9 VIII [1]963 // on ferns // Holotypus ♂ *Bryocoris montanus* sp. n. Kerzhner det. [1]968"; ZISP, INS_HEM_0000169.

Type locality

Russia: Primorsky Territory, Oblachnaya Mt.; 43.69, 134.2.

Current status

Valid species.

Bryocoris persimilis Kerzhner, 1988
Fig. 1B
https://doi.org/10.5281/zenodo.11125471

Bryocoris persimilis Kerzhner, 1988a: 792. Lectotype designated by Kerzhner (1988b: 13, as holotype).

Type material

Lectotype

RUSSIA • ♂; "Kedrovaya Pad Nature Reserve, South Primorye; Kerzhner leg.; 22 VIII [1]963 // Holotypus *Bryocoris persimilis* sp. n. Kerzhner det. [1]986 // Lectotypus *Bryocoris persimilis* design. Kerzh. 1987"; ZISP, INS_HEM_0000168.

Type locality

Russia: Primorsky Territory, Kedrovaya Pad Nature Reserve; 43.07, 131.62.

Current status

Valid species. Kerzhner (1988b) suspected that it might be a subspecies of *Bryocoris pteridis* (Fallén, 1807).

Cobalorrhynchus biquadrangulifer Reuter, 1906
Fig. 1C
https://doi.org/10.5281/zenodo.11124635

Cobalorrhynchus biquadrangulifer Reuter, 1906: 2.

Bryocoris (*Cobalorrhynchus*) *biquadrangulifer* – Hu & Zheng 2000: 253.
Cobalorrhynchus biquadrangulifer – Konstantinov & Knyshov 2015: 461.

Type material

Holotype

CHINA • ♀; "Sichuan, Tatzienlu; Potanin leg.; 3 VI [18]93 // [golden circle] // *Cobalorrhynchus biquadrangulifer* Reut. n. g. et sp. Typ. // Holotypus"; ZISP_ENT, AMNH_PBI 00338880.

Type locality

China: Sichuan, Tatzienlu.

Current status

Valid species, restored to its original combination by Konstantinov & Knyshov (2015).

Diplazicoris lombokianus Konstantinov & Knyshov, 2015
Fig. 1D
https://doi.org/10.5281/zenodo.12697541

Diplazicoris lombokianus Konstantinov & Knyshov, 2015: 463.

Type material

Holotype
INDONESIA • ♂; "Indonesia, Lombok Isl[and], track to Rinjani; 31.08.2012; S08°19'10.4", E116°24'18"; F. Konstantinov leg. // Fern 2// *Diplazium esculentum* (Retz.) Swartz // Holotypus *Diplazicoris lombokianus* Konstantinov & Knyshov, 2014"; ZISP_ENT, AMNH_PBI 00337343.

Type locality

Indonesia: West Nusa Tenggara, Lombok Island, Senaru; -8.32, 116.41.

Current status

Valid species.

Tribe Dicyphini Reuter, 1883

Dicyphus (***Brachyceroea***) ***furcifer*** Muminov, 1978
Fig. 2A
https://doi.org/10.5281/zenodo.11124693

Dicyphus furcifer Muminov, 1978: 1439.

Type material

Holotype
TAJIKISTAN • ♂; "Kvak Tract, 2000 m, 35 km N of Stalinab[ad = Dushanbe]; Gussakovskiy leg.; 20 VII [19]37 // Holotypus *Dicyphus furcifer* Mum. Muminov det."; ZISP, INS_HEM_0000204.

Type locality

Tajikistan: Kvak Tract, 35 km N of Dushanbe; 38.88, 68.77.

Current status

Valid species.

Dicyphus (***Brachyceroea***) ***orientalis sibiricus*** Kerzhner, 1979
Fig. 2B
https://doi.org/10.5281/zenodo.11124697

Dicyphus orientalis subsp. *sibiricus* Kerzhner in Vinokurov, 1979: 90.

Type material

Holotype
RUSSIA • ♂; "N Kosh-Agach, Altai, 2000–2500 m; Kerzhner leg.; 3/VIII [1]964 // Holotypus *Dicyphus orientalis sibiricus* I. Kerzhner, 1979"; ZISP, INS_HEM_0000205.

Type locality

Russia: Altai Republic, Kosh-Agach; 49.98, 88.63.

Current status

Valid subspecies.

Dicyphus* (*Brachyceroea*) *pauxillus Muminov, 1978

Fig. 2C

https://doi.org/10.5281/zenodo.11124699

Dicyphus pauxillus Muminov, 1978: 1438.

Type material

Holotype

TAJIKISTAN • ♂; "Anzob Pass, 3583 m. S[outh] slope of Giss[ar] Range; Kiritshenko leg.; 5 IX [1]947 // Holotypus *Dicyphus pauxillus* Mum. Muminov det."; ZISP, INS_HEM_0000206.

Type locality

Tajikistan: Anzob Pass, Gissar Mts. Range; 39.16, 68.82.

Current status

Valid species.

Dicyphus* (*Dicyphus*) *incognitus Neimorovets, 2006

Fig. 2D

https://doi.org/10.5281/zenodo.11124705

Dicyphus incognitus Neimorovets, 2006: 131.

Type material

Holotype

RUSSIA • ♂; "Russia, Primorye, Brovnichi Vill., 20 km N of Partizansk; Sinev leg.; 17.VII.[1]999 // on the leaves of *Circaea alpina* // sp. n. // Zoological Institute RAS LOAN DATE: November 2006 // Holotypus *Dicyphus incognitus* Neimorovets 2006 // *Dicyphus incognitus* Neimorovets, 2006"; ZISP, INS_HEM_0000207.

Type locality

Russia: Primorsky Territory, Brovnichi village; 43.30, 133.04.

Current status

Valid species.

Tribe Eccritotarsini Berg, 1884

Michailocoris kerzhneri Štys, 1985

Fig.3A

https://doi.org/10.5281/zenodo.11124784

Michailocoris kerzhneri Štys, 1985: 409. Synonymized with *M. josifovi* Štys, 1985 by Kerzhner (1988a: 791, 1988b: 67).

Type material

Holotype

RUSSIA • ♂; "Gusevsky mine, 7 km N of Zanadvorovka, Khasan District, Primorsky Territory, at light; Sinev leg.; 17.VIII.1984 // Holotypus ♂ // *Michailocoris kerzhneri* sp. n. det. P. Štys, 1985"; ZISP, INS_HEM_0000236.

Type locality

Russia: Primorsky Territory, Khasan District, 7 km N of Zanadvorovka; 43.38, 131.60.

Current status

Synonym of *Michailocoris josifovi* Štys, 1985.

Michailocoris josifovi Štys, 1985

Fig. 3B

https://doi.org/10.5281/zenodo.11124796

Michailocoris josifovi Štys, 1985: 409.

Type material

Holotype

RUSSIA • ♀; "Primorsky Territory, Khasan District, "Kedrovaya Pad" Nature Reserve; Kerzhner leg.; 28.VIII.1982 // at light // Holotypus ♀ // *Michailocoris josifovi* sp. n. det. P. Štys, 1985"; ZISP, INS_HEM_0000237.

Type locality

Russia: Primorsky Territory, Khasan District, Kedrovaya Pad Nature Reserve; 43.01, 131.62.

Current status

Valid species.

Sinevia tricolor Kerzhner, 1988

Fig.3C

https://doi.org/10.5281/zenodo.11124807

Sinevia tricolor Kerzhner, 1988a: 791. Lectotype designated by Kerzhner (1988b: 11, as holotype).

Type material

Lectotype

RUSSIA • ♂; "Prim[orsky] Terr[itory], Khasan District, Andreevka, Troitsa Bay, at light; Sinev leg.; 15.VIII.[1]985 // Holotypus *Sinevia tricolor* sp. n. Kerzhner det. 986 // Lectotypus *Sinevia tricolor* dsign. Kerzh. 1987 // ZISP // 17 // SEM 27.08 pleura"; ZISP, INS_HEM_0001090.

Type locality

Russia: Primorsky Territory, Khasan District, Andreevka, Troitsa Bay; 42.63, 131.12.

Current status

Valid species.

Tribe Felisacini Namyatova, Konstantinov & Cassis, 2016

Felisacus senaru Namyatova & Cassis, 2016
Fig. 3D
https://doi.org/10.5281/zenodo.11124673

Felisacus senaru Namyatova & Cassis, 2016: 143.

Type material

Holotype

INDONESIA • ♂; "Indonesia, Lombok Island, near Senaru, 08.32 S 116.40 E 29.08.2012; F. Konstantinov leg. // ferns // Holotype *Felisacus senaru* Namyatova & Cassis"; ZISP_ENT, AMNH_PBI 00386472.

Type locality

Indonesia: Lombok Island, near Senaru; -8.32, 116.40.

Current status

Valid species.

Tribe Monaloniini Reuter, 1892

Chamus reuteri Poppius, 1914
Fig. 4A
https://doi.org/10.5281/zenodo.11124595

Chamus reuteri Poppius, 1914: 129.

Type material

Syntype

TANZANIA • ♂; "Victoria, Njansa, Morruku prope Bukoba; 13.VII.[19]12; Troitskiy leg. // [golden circle] // *Chamus reuteri* ♂ n. sp. // G. Schmitz det. 1980 *Chamus incertus* ♂ Reuter & Poppius // Lectotype *Chamus reuteri* Poppius 1914"; ZISP_ENT, AMNH_PBI 00005035.

Type locality

Tanzania: Victoria-Njansa, Maruku, near Bukoba; -1.40, 31.78.

Current status

Valid species. *Chamus reuteri* was described from a series of specimens with identical locality labels, housed in the Zoological Institute of the Russian Academy of Sciences (ZISP) and the Finnish Museum of Natural History, Helsinki (MZF). Although Guy Schmitz (Royal Museum for Central Africa) attached a lectotype label to the specimen preserved in ZISP, he never formally designated it.

Dimia inexspectata Kerzhner, 1988

Fig. 4B

https://doi.org/10.5281/zenodo.11124709

Dimia inexspectata Kerzhner, 1988a: 792. Lectotype designated by Kerzhner (1988b: 10, as holotype).

Type material

Lectotype

RUSSIA • ♂; "Primorsky Territory, Khasan District, Ryazanovka 10 km NE of Sukhanovka; Kerzhner leg.; 30.VII.1982 // Holotypus ♂ *Dimia inexspectata* sp. n. Kerzhner det. [1]986 // Lectotypus *Dimia inexspectata* design. Kerzhner 1987"; ZISP, INS_HEM_0000209.

Type locality

Russia: Primorsky Territory, Khasan District, Ryazanovka; 42.79, 131.26.

Current status

Valid species.

Subfamily Cylapinae Kirkaldy, 1903

Tribe Fulviini Uhler, 1886

Amblytylus ornatulus Jakovlev, 1879

Fig. 4C

https://doi.org/10.5281/zenodo.11124716

Amblytylus ornatulus Jakovlev, 1879: 140. Synonymized with *Cimex punctumalbum* Rossi, 1790 (junior primary homonym of *Cimex punctumalbum* Pollich, 1781) by Kiritshenko (1909: 239).

Type material

Holotype

RUSSIA • ♀; "161 // [golden circle] // collection of V. Jakovlev. // Holotypus ♀ *Amblytylus ornatulus* Jak."; ZISP, INS_HEM_0000210.

Type locality

Russia: Dagestan Republic, Derbent; 42.05, 48.28.

Current status

Synonym of *Fulvius oxycarenoides* (Reuter, 1878).

Fulvius kerzhneri Gorczyca, 2000
Fig. 4D
https://doi.org/10.5281/zenodo.11124724

Fulvius kerzhneri Gorczyca, 2000a: 77.

Type material

Holotype
MADAGASCAR • ♀; "Nanisana, Tananarive [Antananarivo], Madag[ascar]; Olsufiev leg.; XII [1] 931 // *Fulvius* ? sp. n. Kerzhner det. [1]961 // Holotypus // *Fulvius olsoufievi* sp. n. ♀ // G. Schmitz det. 19[6 - crossed out]70 // Holotype // *Fulvius kerzhneri* sp. n. det. J. Gorczyca, 1998"; ZISP, INS_HEM_0000212.

Type locality

Madagascar: Antananarivo, Nanisana; -18.88, 47.55.

Current status

Valid species.

Fulvius ussuriensis Kerzhner, 1973
Fig. 5A
https://doi.org/10.5281/zenodo.11124718

Fulvius ussuriensis Kerzhner, 1973: 280.

Type material

Holotype
RUSSIA • ♂ "Krivoy Klyuch, tributary of Suputinka River [= Komarovka], Ussuri [Primorsky Territory]; Richter leg.; 18 VII [1]937 // Holotypus *Fulvius ussuriensis* sp. n. Kerzhner det. [1]968"; ZISP, INS_HEM_0000211.

Type locality

Russia: Primorsky Territory, tributary of Suputinka River; 43.73, 132.11.

Current status

Valid species.

Peritropis advena Kerzhner, 1973
Fig. 5B
https://doi.org/10.5281/zenodo.11124730

Peritropis advena Kerzhner, 1973: 279.

Type material

Holotype
RUSSIA • ♂; "Yuzhno-Ussuriysky Uezd [= Primorsky Territory], valley of Odarka River, 25 verst [26.7 km] from Evgenievka Station [= Spassk-Dalniy]; 1.VIII.1911; A. Cherskiy leg. // collection of Kiritshenko // *Mevius distanti* n. sp. A. Kiritshenko det. // Holotypus ♂ *Peritropis advenus*, sp. n. Kerzhner det. [1]968"; ZISP, INS_HEM_0000213.

Type locality

Russia: Primorsky Territory, valley of Odarka River, near Spassk-Dalny; 43.73, 132.11.

Current status

Valid species.

Peritropis nigra Gorczyca, 2003

Fig. 5C

https://doi.org/10.5281/zenodo.11124739

Peritropis nigra Gorczyca, 2003: 154.

Type material

Holotype

PHILIPPINES • ♀; "Kolambugan, Mindanao // Staudinger & Bang-Haas leg. // Holotype // *Peritropis nigra* sp. nov. det. J. Gorczyca"; ZISP, INS_HEM_0000214.

Type locality

Philippines: Kolambugan; 8.16, 124.09.

Current status

Valid species.

Punctifulvius kerzhneri Schmitz, 1978

Fig. 5D

https://doi.org/10.5281/zenodo.11125653

Punctifulvius kerzhneri Schmitz, 1978: 192.

Type material

Holotype

RUSSIA • ♂; "Kedrovaya Pad Nature Reserve, Southern Primorye; Kerzhner leg.; 22 VIII [1]963 // *Punctifulvius kerzhneri* g. n. sp. n. G. Schmitz det. 19[6 - crossed out]76 // on polypore // Holotypus ♂"; ZISP_ENT, AMNH_PBI 00343462.

Type locality

Russia: Primorsky Territory, Kedrovaya Pad Nature Reserve; 43.10, 131.48.

Current status

Valid species.

Tribe Vanniini Gorczyca, 1997

Vannius schmitzi Gorczyca, 1996

Fig. 6A

https://doi.org/10.5281/zenodo.11124754

Vannius schmitzi Gorczyca, 1996: 337.

Afrovannius schmitzi – Gorczyca 1997: 536.

Type material

Holotype

MADAGASCAR • ♀; "Périnet, Madagascar; Olsufiev leg.; XII. [1]952 // Holotypus // *Vannius perineti* sp. n. ♀ G. Schmitz det. 1970 // *Vannius schmitzi* sp. n. det. J. Gorczyca, 1996"; ZISP, INS_HEM_0000215.

Type locality

Madagascar: Périnet [Andasibe-Mantiadia National Park]; -18.79, 48.47.

Current status

Valid species, current combination: *Afrovannius schmitzi* (Gorczyca, 1996).

Subfamily Deraeocorinae Douglas & Scott, 1865

Tribe Deraeocorini Douglas & Scott, 1865

Alloeotomus linnavuorii Josifov & Kerzhner, 1972

Fig. 6B

https://doi.org/10.5281/zenodo.12154718

Alloeotomus linnavuorii Josifov & Kerzhner, 1972: 153. Synonymized with *Alloeotomus simplus* (Uhler, 1896) by Kerzhner (1978: 37).

Type material

Holotype

RUSSIA • ♂; "Simonovo, Amur Prov., 75 km W of Svobodny; I. M. Kerzhner leg.; 19 VIII [1]959 // *Pinus sylvestris* // Simonovo W von Swobodny, Amurgebiet; Kerzhner leg. // *Alloeotomus chinensis* Rt. R. Linnavuori det. // empty paper label // Holotypus *Alloeotomus linnavuorii* Jos. et. Kerzh."; ZISP, INS_HEM_0000151.

Type locality

Russia: Amur Province, Simonovo; 51.47, 126.99.

Current status

Synonym of *Alloeotomus simplus* (Uhler, 1896).

Camptobrochis punctulatus var. ***poppiusi*** Reuter, 1906
Fig. 6C
https://doi.org/10.5281/zenodo.11672047

Camptobrochis punctulatus var. *poppiusi* Reuter, 1906: 57. Synonymized with *Deraeocoris* (*Camptobrochis*) *pulchellus* (Reuter, 1906) by Lee *et al.* (1994: 6). Lectotype designated by Lee *et al.* (1994: 7).

Type material

Lectotype

CHINA • ♀; "Sichuan, Matajgi – Taopin; Potan,[in] leg.; 28 VIII [18]93. // *Camptobrochis punctulatus* (Fall.) v. *poppiusi* Reut. n. v. Typ. // Lectotypus *C. punct.* var. *poppiusi* Reut. design. Kerzhner [19]94"; ZISP, INS_HEM_0000195.

Type locality

China: Sichuan, between Matyagi and Taopin.

Current status

Junior synonym of *Deraeocoris* (*Camptobrochis*) *pulchellus* (Reuter, 1906).

Camptobrochis punctulatus var. ***pulchella*** Reuter, 1906
Fig. 6D
https://doi.org/10.5281/zenodo.11672186

Camptobrochis punctulatus var. *pulchella* Reuter, 1906: 56.
Deraeocoris (*Camptobrochis*) *pulchellus* – Lee *et al.* 1994: 6. — Kerzhner & Josifov 1999: 36.

Type material

Holotype

CHINA • ♀; "Sichuan, Tachzhinkho [Dajin River Valley]; Potan[in] leg.; 22 VII [18]93 // *Camptobrochis punctulatus* (Fall.) v. *pulchella* Reut. n. v. Typ. // Holotypus"; ZISP, INS_HEM_0000195.

Type locality

China: Sichuan, Tachzhinkho [Dajin River Valley]; 30.9, 101.87.

Current status

Valid species, current combination: *Deraeocoris* (*Camptobrochis*) *pulchellus* (Reuter, 1906).

Capsus desertus Becker, 1864
Fig. 7A
https://doi.org/10.5281/zenodo.12158598

Capsus desertus Becker, 1864: 487. Nomen oblitum. Synonymized with *Deraeocoris* (*Camptobrochis*) *serenus* (Douglas & Scott, 1868) by Muminov (1985: 41). Lectotype designated by Muminov (1985: 41).

Type material

Lectotype

RUSSIA • ♀; "Sarepta [= Krasnoarmeysky District of Volgograd]; Becker leg. // 696 // Lectotypus *Capsus desertus* Becker design. Muminov"; ZISP, INS_HEM_0000338.

Type locality

Russia: Volgograd Province, Krasnoarmeysky District of Volgograd; 48.5, 44.48.

Current status

Synonym of *Deraeocoris* (*Camptobrochis*) *serenus* (Douglas & Scott, 1868).

Capsus quadrimaculatus Jakovlev, 1889

Fig. 7B

https://doi.org/10.5281/zenodo.12159612

Capsus quadrimaculatus Jakovlev, 1889b: 345. Junior primary homonym of *Capsus quadrimaculatus* Fallén, 1807. Synonymized with *Deraeocoris* (*Deraeocoris*) *rutilus* (Herrich-Schaeffer, 1838) by Reuter (1896: 36; suspected) and Oshanin (1910: 751). Lectotype designated by Kerzhner *et al.* (1997: 134).

Type material

Lectotype

GEORGIA • ♀; "Azchur [Atskuri] // [black paper square] // [golden circle] // 4maculatus // coll[ection of] V. Jakovlev. // Lectotypus ♀ *Capsus quadrimaculatus* Jak. design. Kerzhner 1994"; ZISP_ENT 00002649.

Type locality

Georgia: Atskuri; 41.97, 45.36.

Current status

Synonym of *Deraeocoris* (*Deraeocoris*) *rutilus* (Herrich-Schaeffer, 1838).

Deraeocoris ainoicus Kerzhner, 1979

Fig. 7C

https://doi.org/10.5281/zenodo.11672620

Deraeocoris ainoicus Kerzhner, 1979: 37.

Deraeocoris (*Deraeocoris*) *ainoicus* – Kerzhner 1988b: 795. — Kerzhner & Josifov 1999: 38.

Type material

Holotype

RUSSIA • ♂; "Kievka, Primorsky Territory; Anufriev leg.; 9.8.[1]967 // Holotypus *Deraeocoris ainoicus* sp. n. Kerzhner det."; ZISP, INS_HEM_0000190.

Type locality

Russia: Primorsky Territory, Kievka; 42.9, 133.7.

Current status

Valid species, current combination: *Deraeocoris* (*Deraeocoris*) *ainoicus* Kerzhner, 1988.

Deraeocoris claspericapilatus Kulik, 1965
Fig. 7D
https://doi.org/10.5281/zenodo.11672653

Deraeocoris claspericapilatus Kulik, 1965a: 148.

Deraeocoris (*Plexaris*) *claspericapilatus* – Kerzhner & Josifov 1999: 48.

Type material

Holotype
RUSSIA • ♂; "Suputinsky [Ussuriysky] Nature Reserve, *Salix*; 13. VIII. [19]64; Kulik leg. // Holotypus *Deraeocoris claspericapilatus* sp. n., Kulik det."; ZISP, INS_HEM_0000197.

Type locality

Russia: Primorsky Territory, Ussuriyskiy Nature Reserve; 43.62, 132.3.

Current status

Valid species, current combination: *Deraeocoris* (*Plexaris*) *claspericapilatus* Kulik, 1965.

Deraeocoris gibbantennatus Yasunaga & Nakatani, 1998
Fig. 8A
https://doi.org/10.5281/zenodo.11672690

Deraeocoris gibbantennatus Yasunaga & Nakatani, 1998: 242.

Deraeocoris (*Deraeocoris*) *gibbantennatus* – Kerzhner & Josifov 1999: 40.

Type material

Holotype
RUSSIA • ♂; "(Primorsky Kraj [Territory]) SW of Krounovka, near Mt. Medvezhya; 5-7.vii.1993; T. Yasunaga leg. // Holotype *Deraeocoris gibbantennatus* Yasunaga & Nakatani, 1997"; ZISP_ENT 00011700.

Type locality

Russia: Primorsky Territory, SW of Krounovka, nr. Mt. Medvezhya; 43.73, 131.6.

Current status

Valid species, current combination: *Deraeocoris* (*Deraeocoris*) *gibbantennatus* Yasunaga & Nakatani, 1998.

Deraeocoris koreanus Linnavuori, 1963
Fig. 8B
https://doi.org/10.5281/zenodo.11672715

Deraeocoris koreanus Linnavuori, 1963: 73.

Deraeocoris (*Cimicicapsus*) *koreanus* – Josifov 1983: 83. — Kerzhner & Schuh 1995: 4. — Kerzhner & Josifov 1999: 37.

Cimicicapsus koreanus – Nakatani 2001: 253.

Type material

Holotype

NORTH KOREA • ♀; "Sarioun [Sariwon], Khoankhado Prov., N. Korea; Borchsenius leg.; 26 VII [1]950 // Sariuon N. Korea Borchsenius leg. // Holotypus R. Linnavuori // *Deraeocoris koreanus* R. Linnavuori det. // Holotypus"; ZISP, INS_HEM_0000188.

Type locality

North Korea: Khoankhado Province, Sariwon, 38.5, 125.75.

Current status

Valid species, current combination: *Cimicicapsus koreanus* (Linnavuori, 1963).

Deraeocoris trifasciatus var. ***concolor*** Kiritshenko, 1951

Fig. 8C

https://doi.org/10.5281/zenodo.11672807

Deraeocoris trifasciatus var. *concolor* Kiritshenko, 1951: 468. Lectotype designated by Kerzhner *et al.* (1997: 126). Junior homonym of *Deraeocoris segusinus* var. *concolor* (Reuter, 1896). The same specimen as the lectotype of *Deraeocoris trifasciatus* var. *extremus* Kiritshenko, 1933 (see below).

Current status

Synonym of *Deraeocoris* (*Deraeocoris*) *trifasciatus* (Linnaeus, 1767).

Deraeocoris trifasciatus var. ***extremus*** Kiritshenko, 1933

Fig. 8C

https://doi.org/10.5281/zenodo.11672807

Deraeocoris trifasciatus var. *extremus* Kiritshenko in Kiritshenko & Talitzkij, 1933: 468. Lectotype designated by Kerzhner *et al.* (1997: 128). Synonymized with *Deraeocoris* (*Deraeocoris*) *trifasciatus* in Kerzhner & Josifov (1999: 46). The same specimen as the lectotype of *Deraeocoris trifasciatus* var. *concolor* Kiritshenko, 1933.

Type material

Lectotype

UKRAINE • ♀; "Don Oblast [Don Republic], Provalsky Voyskovoy Zavod [Provalsky military plant]; 15.VI.[19]08; Troitsky leg. // forest ravine // *Deraeocoris trifasciatus* F. v. *concolor* // Lectotypus var. *extremus*, var. *concolor* design. Kerzhner"; ZISP_ENT 00002238.

Type locality

Ukraine: Luhansk Province, Provalye [Provallya]; 48.17, 39.83.

Current status

Synonym of *Deraeocoris* (*Deraeocoris*) *trifasciatus* (Linnaeus, 1767).

Deraeocoris zarudnyi Kiritshenko, 1952
Fig. 8D
https://doi.org/10.5281/zenodo.11673000

Deraeocoris zarudnyi Kiritshenko, 1952: 186. Lectotype designated by Kerzhner *et al.* (1997: 136).

Deraeocoris (*Deraeocoris*) *zarudnyi* – Kerzhner & Josifov 1999: 46.

Type material

Lectotype
UZBEKISTAN • ♂; "[golden circle] // Kempyr-tepe [Kempir-Tyube] Eastern Bukhara; 20.V.[1]910; Zarudny leg. // *Deraeocoris zarudnyi* n. sp. Kiritshenko det. // Lectotypus *Der. zarudnyi* design. Kerzhner"; ZISP, INS_HEM_0000193.

Type locality

Uzbekistan: Kempir-Tyube; 37.78, 66.68.

Current status

Valid species, current combination: *Deraeocoris* (*Deraeocoris*) *zarudnyi* Kiritshenko, 1952.

Deraeocoris zarudnyi var. ***nigroscutellatus*** Kiritshenko, 1952
Fig. 9A
https://doi.org/10.5281/zenodo.11672918

Deraeocoris zarudnyi var. *nigroscutellatus* Kiritshenko, 1952: 187. Lectotype designated by Kerzhner *et al.* (1997: 132). Synonymized with *Deraeocoris zarudnyi* by Kerzhner & Josifov (1999: 46).

Type material

Lectotype
UZBEKISTAN • ♀; "[golden circle] // Aman-Kutan, S of Samarkand; 13 VI [1]932; Gussakovsky leg. // *Deraeocoris zarudnyi* Kir. v. *nigroscutellatus* Kiritshenko det. // Lectotypus var. *nigroscutellatus* design. Kerzhner"; ZISP, INS_HEM_0000194.

Type locality

Uzbekistan: Aman-Kutan, S of Samarkand; 39.31, 66.93.

Current status

Synonym of *Deraeocoris* (*Deraeocoris*) *zarudnyi* Kiritshenko, 1952.

Deraeocoris (***Deraeocoris***) ***bicolor*** Miyamoto, Yasunaga & Saigusa, 1994
Fig. 9B
https://doi.org/10.5281/zenodo.11672577

Deraeocoris (*Deraeocoris*) *bicolor* Miyamoto, Yasunaga & Saigusa, 1994: 244. Junior primary homonym of *Deraeocoris ruber* var. *bicolor* Knight, 1921. Synonymized with *Deraeocoris* (*Deraeocoris*) *ater* (Jakovlev, 1889) by Kerzhner (1997a: 245).

Type material

Holotype

RUSSIA • ♀; "USSR: Primorye, Vityaz Bay, 10-100 m, near Andreevka; 1.viii.1990; T. Saigusa leg. // *bicol*. sp. n. // Holotype *Deraeocoris* (*Deraeocoris*) *bicolor* Miyamoto, Yasunaga & Saigusa, 1992"; ZISP, INS_HEM_0000189.

Type locality

Russia: Primorsky Territory, near Andreevka, Vityaz Bay; 42.64, 131.13.

Current status

Synonym of *Deraeocoris* (*Deraeocoris*) *ater* (Jakovlev, 1889).

Deraeocoris* (*Deraeocoris*) *josifovi Kerzhner, 1988
Fig. 9C
https://doi.org/10.5281/zenodo.11672598

Deraeocoris (*Deraeocoris*) *josifovi* Kerzhner, 1988a: 795. Lectotype designated by Kerzhner (1988b: 14, as holotype).

Type material

Lectotype

RUSSIA • ♂; "Primorsky Territory, Khasan Distr., Ryazanovka, 10 km NE of Sukhanovka; Kerzhner leg.; 31.VII.1982 // *Quercus dentata* II 2/15 // Lectotypus *Deraeocoris josifovi* design. Kerzh. 1988"; ZISP, INS_HEM_0000191.

Type locality

Russia: Primorsky Territory, Ryazanovka, 10 km NE of Sukhanovka; 42.79, 131.26.

Current status

Valid species.

Deraeocoris* (*Deraeocoris*) *ventralis megophthalmus Josifov & Kerzhner, 1972
Fig. 9D
https://doi.org/10.5281/zenodo.11672867

Deraeocoris (*Deraeocoris*) *ventralis megophthalmus* Josifov & Kerzhner, 1972: 155.

Deraeocoris (*Deraeocoris*) *ventralis megophthalmus* – Kerzhner 1988b: 795. — Kerzhner & Josifov 1999: 46.

Type material

Holotype

RUSSIA • ♂; "Yakovlevka Spas[sky] u[ezd] Ussuri Territory [Yakovlevsky District, Primorsky Territory]; 10.VII.[1]926; Dyakonov [&] Filipiev leg. // Kvashuk's apiary // Holotypus ♂ *Deraeocoris ventralis* ssp. *megophthalmus* Josifov et Kerzhner"; ZISP, INS_HEM_0000192.

Type locality

Russia: Primorsky Territory, Yakovlevsky District, Yakovlevka; 44.4, 133.45.

Current status

Valid subspecies, current combination: *Deraeocoris* (*Deraeocoris*) *ventralis megophthalmus* Josifov & Kerzhner, 1972.

Deraeocoris (***Knightocapsus***) ***izjaslavi*** Miyamoto, Yasunaga & Saigusa, 1994

Fig. 10A

https://doi.org/10.5281/zenodo.12078497

Deraeocoris (*Knightocapsus*) *izjaslavi* Miyamoto, Yasunaga & Saigusa, 1994: 247. Synonymized with *Deraeocoris ventralis megophthalmus* Josifov & Kerzhner, 1972 by Kerzhner (1997a: 245).

Type material

Holotype

RUSSIA • ♀; "USSR: Primorye, Vityaz Bay, 10-100 m, near Andreevka; 1.viii.1990; T. Saigusa leg. // [red rectangle paper] // Holotype *Deraeocoris* (*Knightocapsus*) *izjaslavi* Miyamoto, Yasunaga et Saigusa, 1992"; ZISP, INS_HEM_0000869.

Type locality

Russia: Primorsky Territory, near Andreevka, Vityaz Bay; 42.64, 131.13.

Current status

Synonym of *Deraeocoris* (*Deraeocoris*) *ventralis megophthalmus* Josifov & Kerzhner, 1972.

Subfamily Isometopinae Fieber, 1860

Tribe Isometopini Fieber, 1860

Isometopus amurensis Kerzhner, 1988

Fig. 10B

https://doi.org/10.5281/zenodo.11904033

Isometopus amurensis Kerzhner, 1988a: 789. Lectotype designated by Kerzhner (1988b: 5, as holotype).

Type material

Lectotype

RUSSIA • ♂; "Primorsky Territory, Khasansky District, Vityaz [Bay] 15 km S of Sukhanovka; Kerzhner leg.; 21.VIII.1982 // beating branches of *Quercus dentata* // Holotypus *Isometopus amurensis* sp. n. Kerzhner det. [1]986 // Lectotypus *Isometopus amurensis* design. Kerzhner det. [1]987"; ZISP, INS_HEM_0000123.

Type locality

Russia: Primorsky Territory, Khasansky District, Vityaz Bay, 15 km S of Sukhanovka; 42.6, 131.18.

Current status

Valid species.

Isometopus kaznakovi Kiritshenko, 1939
Fig. 10C
https://doi.org/10.5281/zenodo.11903821

Isometopus kaznakovi Kiritshenko, 1939: 159. Lectotype designated by Kerzhner *et al.* (1997: 130).

Type material

Lectotype

GEORGIA • ♂; "Tiflis [Tbilisi]; K. Satunin leg.; 20.VII.1905 // Lectotypus *Isometopus kaznakovi* Kir. design. Kerzhner [1]997"; ZISP_ENT 00011480.

Type locality

Georgia: Tbilisi; 41.72, 44.76.

Current status

Valid species.

Isometopus rugiceps Kerzhner, 1988
Fig. 10D
https://doi.org/10.5281/zenodo.11903690

Isometopus rugiceps Kerzhner, 1988a: 789. Lectotype designated by Kerzhner (1988b: 6, as holotype).

Type material

Lectotype

RUSSIA • ♂; "Primorsky Territory, Khasansky District, Vityaz [Bay], 15 km S of Sukhanovka; Kerzhner leg.; 3.VIII.1982 // at light II 5/12 // Holotypus *Isometopus rugiceps* sp. n. Kerzhner det. [1]986 // Lectotypus *Isometopus rugiceps* design. Kerzhner det. [1]987"; ZISP, INS_HEM_0000124.

Type locality

Russia: Primorsky Territory, Khasansky District, Vityaz Bay, 15 km S of Sukhanovka; 42.6, 131.18.

Current status

Valid species.

Tribe Myiommini Bergroth, 1924

Myiomma ussuriensis Ostapenko, 2001
Fig. 11A
https://doi.org/10.5281/zenodo.11904984

Myiomma ussuriensis Ostapenko, 2001: 358.

Myiomma ussuriense – Kment & Carapezza 2017: 566 (corrected gender agreement).

Type material

Holotype

RUSSIA • ♀; "Primorsky Territory, 30 km NW of Arsenyev, on *Fraxinus mandschurica*; K. Ostapenko leg.; 4.08.1999 // Holotypus *Myiomma ussuriensis* Ostapenko det. 2000"; ZISP, INS_HEM_0000126.

Type locality

Russia: Primorsky Territory, 30 km NW of Arsenyev; 44.41, 133.06.

Current status

Valid species, currently accepted name: *Myiomma ussuriense* Ostapenko, 2001.

Subfamily Mirinae Hahn, 1833
Tribe Mirini Hahn, 1833

Adelphocoris apicalis Reuter, 1906
Fig. 11B
https://doi.org/10.5281/zenodo.11958419

Adelphocoris apicalis Reuter, 1906: 9. Junior secondary homonym of *Phytocoris apicalis* Hahn, 1833.
Adelphocoris sichuanus Kerzhner & Schuh, 1995: 2. New name for *Adelphocoris apicalis* Reuter, 1906.

Type material

Holotype

CHINA • ♂; "Sichuan, Tshamynguan – Tamuschu [Wenchuan to Guanxian]; Potanin leg.; 20 IX [18]93 // *Adelphocoris apicalis* Reut. n. sp. Typ. // Holotypus"; ZISP, INS_HEM_0000147.

Type locality

China: Sichuan, between Wenchuan and Guanxian; 31.23, 103.56.

Current status

Adelphocoris sichuanus Kerzhner & Schuh, 1995.

Adelphocoris corallinus Kerzhner, 1988
Fig. 11C
https://doi.org/10.5281/zenodo.11959130

Adelphocoris corallinus Kerzhner, 1988a: 819. Lectotype designated by Kerzhner (1988b: 37, as holotype).

Type material

Lectotype

RUSSIA • ♀; "Kedrovaya Pad Nature Reserve, Primorsky Territory; Dlusskiy leg.; 3.9.1.[1]964 // Holotypus *Adelphocoris corallinus* sp. n. Kerzhner det. [1]981 // Lectotypus *Adelphocoris corallinus* design. Kerzh. 1987"; ZISP_ENT, AMNH_PBI 00349552.

Type locality

Russia: Primorsky Territory, Kedrovaya Pad Nature Reserve; 43.08, 131.5.

Current status

Valid species.

Adelphocoris decoratus Reuter, 1908

Fig. 11D

https://doi.org/10.5281/zenodo.11959734

Adelphocoris decoratus Reuter, 1908a: 488.

Loristes decoratus – Josifov & Kerzhner 1972: 164.

Type material

Holotype

RUSSIA • sex unknown (abdomen missing); "[golden circle] // Ussuri [Primorsky Territory] // *Adelphocoris decoratus* n. sp. O. M. Reuter det. // Holotypus"; ZISP, INS_HEM_0000228.

Type locality

Russia: Primorsky Territory.

Current status

Valid species, current combination: *Loristes decoratus* (Reuter, 1908).

Note

Kerzhner *et al.* (1997) hypothesized that the holotype specimen is male (with a question mark), but given the limited sexual dimorphism in *Loristes*, we cannot determine the sex of the holotype with certainty, and it was not specified in the original description (Reuter 1908a).

Adelphocoris divergens Reuter, 1906

Fig. 12A

https://doi.org/10.5281/zenodo.11961370

Adelphocoris divergens Reuter, 1906: 13.

Type material

Holotype

CHINA • ♂; "Sichuan, Uljan – Tshantschu; Potanin leg.; 18 IX [18]93 // On thuja needles // *Adelphocoris divergens* Reut. n. sp. Typ. // Holotypus"; ZISP, INS_HEM_0000135.

Type locality

China: Sichuan, between Uljan and Tshantschu; 34.90, 113.1.

Current status

Valid species.

Adelphocoris fasciiger Reuter, 1906
Fig. 12B
https://doi.org/10.5281/zenodo.11962525

Adelphocoris fasciiger Reuter, 1906: 17. Lectotype designated by Kerzhner *et al.* (1997: 128).

Type material

Lectotype
CHINA • ♂; "Sichuan, Lifan [Lixian]; Potanin leg.; 18 VIII [18]93 // *Adelphocoris fasciiger* Reut. n. sp. Typ. // Lectotypus. *Ad. fasciiger* Reut. design. Kerzhner [19]97"; ZISP, INS_HEM_0000138.

Type locality

China: Sichuan, Lixian; 31.42, 103.17.

Current status

Valid species.

Adelphocoris flaviventris Reuter, 1908
Fig. 12C
https://doi.org/10.5281/zenodo.11964190

Adelphocoris flaviventris Reuter, 1908a: 487. Synonymized with *Calocoris rubripes* Jakovlev, 1876 by Linnavuori (1963: 77). Lectotype designated by Kerzhner *et al.* (1997: 128).

Type material

Lectotype
RUSSIA • ♂; "[golden circle] // 565 // *Deraeocoris haviventris* J Kusch // *Adelphocoris flaviventris* n. sp. O. M. Reuter det. // Holotypus *Adelphocoris flaviventris* Reut"; ZISP, INS_HEM_0000266.

Type locality

Russia: Amuria (a vast historic region largely encompassing the territories adjacent to the Amur River and roughly corresponding to the Amur Province).

Current status

Synonym of *Philostephanus rubripes* (Jakovlev, 1876) (see Yasunaga & Schwartz 2007).

Adelphocoris funebris Reuter, 1904
Fig. 12D
https://doi.org/10.5281/zenodo.11965068

Adelphocoris funebris Reuter, 1904c: 34. Synonymized with *Adelphocoris triannulatus* (Stål, 1858) by Miyamoto & Lee (1966: 384). Lectotype designated by Josifov & Kerzhner (1972: 165).

Type material

Lectotype
NORTH KOREA • ♂; "N. Korea basin of Yalu [Yalykiang] River; VI.[18]97; V. Komarov leg. // *Ad. funebris* Reut. // Type // coll[ection of] V. Jakovlev // Lectotypus *Ad. funebris* Reut. deisign. Kerzhner"; ZISP, INS_HEM_0000131.

Type locality

North Korea: basin of Yalykiang River; 40.77, 123.32.

Current status

Synonym of *Adelphocoris triannulatus* (Stål, 1858).

Adelphocoris funestus var. ***rufipes*** Reuter, 1906
Fig. 13A
https://doi.org/10.5281/zenodo.11966670

Adelphocoris funestus var. *rufipes* Reuter, 1906: 11. Synonymized with *Adelphocoris funestus* Reuter, 1903 by Kerzhner & Josifov (1999: 53). Lectotype designated by Kerzhner *et al.* (1997: 134).

Type material

Lectotype

CHINA • ♀; "Sichuan, Maotshou – Matajgi; Potan[in] leg.; 27 VIII [18]93 // *Adelphocoris funestus* Reut. var. *rufipes* Reut. n. v. Typ. // Lectotypus *A. funest.* var. *rufipes* Reut. design. Kerzhner"; ZISP, INS_HEM_0000129.

Type locality

China: Sichuan, between Maotshou and Matajgi; 31.94, 103.6.

Current status

Synonym of *Adelphocoris funestus* Reuter, 1903.

Adelphocoris laeviusculus Vinokurov, 1976
Fig. 13B
https://doi.org/10.5281/zenodo.11966441

Adelphocoris laeviusculus Vinokurov, 1976: 21.

Type material

Holotype

RUSSIA • ♂; "near Olekminsk ~90; Vinokurov leg.; 02 VIII [1]974 // Holotypus ♂ *Adelphocoris laeviusculus* sp. n. Vinokurov det."; ZISP, INS_HEM_0000132.

Type locality

Russia: Yakutia Republic, near Olekminsk; 60.38, 120.18.

Current status

Valid species.

Adelphocoris luridus Reuter, 1906
Fig. 13C
https://doi.org/10.5281/zenodo.12085568

Adelphocoris luridus Reuter, 1906: 9. Lectotype designated by Kerzhner *et al.* (1997: 131).

Type material

Lectotype

CHINA • ♂; "Sich[uan] Sjaotshincho [= Xiaojin] River Panshamyr-Singentzon; Potan[in] leg.; 27 VII [18]93 // *Adelphocoris luridus* Reut. n. sp. Typ. // Lectotypus *Adelph. luridus* Reut. design. Kerzhner [19]97"; ZISP, INS_HEM_0000133.

Type locality

China: Sichuan, Xiaojin River, between Panshamyr and Singentzon; 31.0, 102.38.

Current status

Valid species.

Adelphocoris luridus var. ***cincticornis*** Reuter, 1906
Fig. 13D
https://doi.org/10.5281/zenodo.11968353

Adelphocoris luridus var. *cincticornis* Reuter, 1906: 9. Synonymized with *Adelphocoris luridus* Reuter, 1906 by Kerzhner & Josifov (1999: 55). Lectotype designated by Kerzhner *et al.* (1997: 126).

Type material

Lectotype

CHINA • ♀; "Sichuan, Maotshou – Matajgi; Potanin leg.; 27 VIII [18]93 // *Adelphocoris luridus* Reut. v. *cincticornis* Reut. n. v. Typ. // Lectotypus *Ad. luridus* v. *cincticornis* design. Kerzhner [19]97"; ZISP, INS_HEM_0000134.

Type locality

China: Sichuan, between Maotshou and Matajgi; 31.94, 103.6.

Current status

Synonym of *Adelphocoris luridus* Reuter, 1906.

Adelphocoris piceosetosus Kulik, 1965
Fig. 14A
https://doi.org/10.5281/zenodo.12086425

Adelphocoris piceosetosus Kulik, 1965a: 147.

Type material

Holotype

RUSSIA • ♂; "Blagoveshch[ensk] N/A, on legumes; 23.VII.[19]63; Kulik leg. // Holo[lecto - crossed out]typus *Adelphocoris piceosetosus* sp. n. Kulik det."; ZISP_ENT, AMNH_PBI 00351384.

Type locality

Russia: Amur Province, Blagoveshchensk; 50.28, 127.53.

Current status

Valid species.

Adelphocoris quadripunctatus var. ***innotata*** Reuter, 1906
Fig. 14B
https://doi.org/10.5281/zenodo.12087345

Adelphocoris quadripunctatus var. *innotata* Reuter, 1906: 20. Synonymized with *Adelphocoris quadripunctatus* (Fabricius, 1794) by Kerzhner & Josifov (1999: 55). Lectotype designated by Kerzhner *et al.* (1997: 129).

Type material

Lectotype

CHINA • ♀; "Sich[uan], Fubyankho R[iver], Fubyan-Schindyan[tzy]; Potan[in] leg.; 5 VIII [18]93. // *Adelphocoris 4-punctatus* (F.) v. *innotata* Reut. n. v. Typ. // Lectotypus *A. quad.* v. *innotata* Reut. design. Kerzhner"; ZISP, INS_HEM_0000142.

Type locality

China: Sichuan, Fubyankho River, between Fubyan and Schindyantzy; 31.90, 102.22.

Current status

Synonym of *Adelphocoris quadripunctatus* (Fabricius, 1794).

Adelphocoris quadripunctatus var. ***scutellaris*** Reuter, 1906
Fig. 14C
https://doi.org/10.5281/zenodo.12088398

Adelphocoris quadripunctatus var. *scutellaris* Reuter, 1906: 21. Synonymized with *Adelphocoris quadripunctatus* (Fabricius, 1794) by Kerzhner & Josifov (1999: 55). Lectotype designated by Kerzhner *et al.* (1997: 135).

Type material

Lectotype

CHINA • ♂; "Sich[uan], Fubyankho R[iver] Schindjan – Mardjan; Potan[in] leg.; 6 VIII [18]93. // *Adelphocoris 4-punctatus* v. *scutellaris* Reut. n. v. Typ. // Lectotypus *Ad. quad.* v. *scutellaris* Reut. design. Kerzhner"; ZISP, INS_HEM_0000143.

Type locality

China: Sichuan, Fubyankho River, between Shintyan and Mardan.

Current status

Synonym of *Adelphocoris quadripunctatus* (Fabricius, 1794).

Adelphocoris taeniophorus Reuter, 1906
Fig. 14D
https://doi.org/10.5281/zenodo.12090917

Adelphocoris taeniophorus Reuter, 1906: 10. Lectotype designated by Kerzhner *et al.* (1997): 135.

Type material

Lectotype

CHINA • ♂; "Sichuan, Chunschuigu – Lifan [= Lixian]; Potan[in] leg.; 18 VIII [18]93 // *Adelphocoris taeniophorus* Reut. n. sp. Typ. // Lectotypus *Ad. taeniophorus* Rt. design. Kerzhner [19]97"; ZISP, INS_HEM_0000139.

Type locality

China: Sichuan, between Chunschuigu and Lixian; 31.44, 103.17.

Current status

Valid species.

Adelphocoris taeniophorus var. ***defecta*** Reuter, 1906

Fig. 15A

https://doi.org/10.5281/zenodo.12089459

Adelphocoris taeniophorus var. *defecta* Reuter, 1906: 19. Synonymized with *Adelphocoris taeniophorus* Reuter, 1906 by Kerzhner & Josifov (1999: 57). Lectotype designated by Kerzhner *et al.* (1997: 127).

Type material

Lectotype

CHINA • ♀; "Sichuan, Tsjagolo – Chunschuigu; Potan[in] leg.; 17 VIII [18]93. // *Adelphocoris taeniophorus* v. *defecta* Reut Typ. // Lectotypus *Ad. taen.* var. *defecta* Reut. design. Kerzhner"; ZISP, INS_HEM_0000141.

Type locality

China: Sichuan, between Tsjagolo and Chunschuigu; 31.62, 106.18.

Current status

Synonym of *Adelphocoris taeniophorus* Reuter, 1906.

Adelphocoris taeniophorus var. ***impictipennis*** Reuter, 1906

Fig. 15B

https://doi.org/10.5281/zenodo.12090649

Adelphocoris taeniophorus var. *impictipennis* Reuter, 1906: 18. Synonymized with *Adelphocoris taeniophorus* Reuter, 1906 by Kerzhner & Josifov (1999: 57).

Type material

Holotype

CHINA • ♀; "Sichuan, Chunschuigu – Lifan [= Lixian]; Potan[in] leg.; 18 VIII [18]93 // *Adelphocoris taeniophorus* v. *impictipennis* Reut. n. sp. Typ. // Holotypus"; ZISP, INS_HEM_0000140.

Type locality

China: Sichuan, between Chunschuigu and Lixian; 31.44, 103.17.

Current status

Synonym of *Adelphocoris taeniophorus* Reuter, 1906.

Adelphocoris torquatus Reuter, 1906
Fig. 15C
https://doi.org/10.5281/zenodo.12091115

Adelphocoris torquatus Reuter, 1906: 9.

Type material

Holotype
CHINA • ♀; "Sichuan, Tatsienlu; Potanin leg.; 3. VII [18]93 // *Adelphocoris torquatus* Reut. n. sp. Typ. // Holotypus"; ZISP, INS_HEM_0000146.

Type locality

China: Sichuan, Tatsienlu; 23.0, 101.96.

Current status

Valid species.

Adelphocoris vinokurovi Yasunaga, 1996
Fig. 15D
https://doi.org/10.5281/zenodo.12091239

Adelphocoris vinokurovi Yasunaga, 1996b: 717.

Type material

Holotype
RUSSIA • ♂; "Russia, Primor'je [Primorsky Territory] Rjazanovka, Khasanskij m.; 26-27.vii. 1993; Light Trap; T. Yasunaga leg. // Holotype *Adelphocoris vinokurovi* Yasunaga"; ZISP, INS_HEM_0000145.

Type locality

Russia: Primorsky Territory, Ryazanovka; 42.8, 131.26.

Current status

Valid species.

Alloeonotus spectabilis Kiritshenko, 1951
Fig. 16A
https://doi.org/10.5281/zenodo.12095009

Alloeonotus spectabilis Kiritshenko, 1951: 144. Lectotype designated by Kerzhner *et al.* (1997: 135).

Type material

Lectotype
GEORGIA • ♂; "St[ation] Kazbek [Kazbegi] Prov. Tiflis [Tiflis Governorate = Georgia]; 26. VIII. [19]15 // Mus. Caucas. [Simon Janashia Museum of Georgia]; 94–15; B. Uvarov leg. // *Alloeonotus*

spectabilis n. sp. Kiritshenko det. // N 23 // Lectotypus *Alloeonot. spectabilis* Kir. design. Kerzhner"; ZISP, INS_HEM_0000149.

Type locality

Georgia: Mtskheta-Mtianeti, Station Kazbegi; 42.66, 44.64.

Current status

Valid species.

Brachycoleus aurantiacus Jakovlev, 1902
Fig. 16B
https://doi.org/10.5281/zenodo.12154878

Brachycoleus aurantiacus Jakovlev, 1902: 69. Synonymized with *Brachycoleus pilicornis* (Panzer, 1805) by Jakovlev (1906: 241). Lectotype designated by Kerzhner *et al.* (1997: 125).

Type material

Lectotype

RUSSIA • ♂; "[golden circle] // *Calocoris pilicornis* // *Calocoris pilicornis* Pnz. B. Jakowlew det. // coll[ection of] V. Jakovlev // Lectotypus ♂ *Brachycoleus aurantiacus* Jak. design. Kerzhner 1995"; ZISP, INS_HEM_0000163.

Type locality

Russia: Crimea Republic, Yevpatoria; 45.21, 33.36.

Current status

Synonym of *Brachycoleus pilicornis pilicornis* (Panzer, 1805).

Brachycoleus lineellus Jakovlev, 1884
Fig. 16C
https://doi.org/10.5281/zenodo.12155136

Brachycoleus lineellus Jakovlev, 1884: 122. Lectotype designated by Kerzhner *et al.* (1997: 131).

Type material

Lectotype

AZERBAIJAN • ♀; "[golden circle] // Ordubad // *viridulus* // coll[ection of] V. Jakovlev // Lectotypus ♀ *Brachycoleus lineellus* Jak. design. Kerzhner [1]995"; ZISP, INS_HEM_0000165.

Type locality

Azerbaijan: Nakhchivan Autonomous Republic, Ordubad; 38.88, 46.0.

Current status

Valid species.

Brachycoleus pilicornis orientalis Rosenzweig, 1997
Fig. 16D
https://doi.org/10.5281/zenodo.12155226

Brachycoleus pilicornis orientalis Rosenzweig, 1997: 157.

Type material

Holotype
KAZAKHSTAN • ♂; "Lepsinsk [Lepsy], Semirechye Prov. [Jetisu Province] // D. Glasunov det. // coll[ection of] Kiritshenko // Holotypus *pilicornis orientalis* Ros."; ZISP, INS_HEM_0000164.

Type locality

Kazakhstan: Lepsy, Jetisu Province; 45.52, 80.61.

Current status

Valid species.

Calocoris albonotatus Jakovlev, 1881
Fig. 17A
https://doi.org/10.5281/zenodo.12155456

Calocoris albonotatus Jakovlev, 1881: 194.

Adelphocoris albonotatus – Yasunaga 1990: 728.

Type material

Holotype
RUSSIA • ♀; "[golden circle] // [paper square] // Amur // Christoph // *albonotatus* // coll[ection of] V. Jakovlev // Holotypus ♀ *Calocoris albonotatus* Jak."; ZISP, INS_HEM_0000128.

Type locality

Russia: Amur Province.

Current status

Valid species, current combination: *Adelphocoris albonotatus* (Jakovlev, 1881).

Note

The original description (Jakovlev 1881: 194) mistakenly indicated "N. Persien" as the type locality.

Calocoris capitatus Jakovlev, 1877
Fig. 17B
https://doi.org/10.5281/zenodo.12155486

Calocoris capitatus Jakovlev, 1877a: 290. Synonymized with *Adelphocoris ticinensis* (Meyer-Dür, 1843) by Kiritshenko (1951: 140; suspected) and Kerzhner (1962a: 385). Lectotype designated by Kerzhner *et al.* (1997: 126).

Type material

Lectotype

RUSSIA • ♀; "[golden circle] // Sar-p. [Sarepta = Krasnoarmeysky District of Volgograd] // *C. rubriceps* v. *capitatus* // coll[ection of] V. Jakovlev. // *Adelphocoris capitatus* Jak. B. Jakowlew det. // *capitatus* Jak. // Lectotypus *Calocoris capitatus* Jak. design. Kerzhner [19]97"; ZISP, INS_HEM_0000144.

Type locality

Russia: Volgograd Province, Krasnoarmeysky District of Volgograd; 48.5, 44.48.

Current status

Synonym of *Adelphocoris ticinensis* (Meyer-Dür, 1843).

Calocoris clavicornis Jakovlev, 1890
Fig. 17C
https://doi.org/10.5281/zenodo.12155799

Calocoris clavicornis Jakovlev, 1890: 558. Lectotype designated by Kerzhner *et al.* (1997: 126).

Eurystylopsis clavicornis – Zheng & Chen 1991: 201.

Type material

Lectotype

CHINA • ♀; "[golden circle] // *clavicornis* // Gansu: Hei-Ho River, 22. VII. [18]85, Potanin leg. // coll[ection of] V. Jakovlev // *Calocoris clavicornis* Jak. B. Jakowlew det. // Lectotypus ♀ *Calocoris clavicornis* Jak. design. Kerzhner 1994"; ZISP, INS_HEM_0000167.

Type locality

China: Gansu, Hei-Ho River.

Current status

Valid species, current combination: *Eurystylopsis clavicornis* (Jakovlev, 1890).

Calocoris fulvus Jakovlev, 1882
Fig. 17D
https://doi.org/10.5281/zenodo.12155952

Calocoris fulvus Jakovlev, 1882a: 170. Lectotype designated by Kerzhner *et al.* (1997: 128).

Philostephanus fulvus – Yasunaga & Schwartz 2007: 117.

Type material

Lectotype

RUSSIA • ♀; "Vladv[ivostok] // *C. rufescius*, *J. nititus* // coll[ection of] V. Jakovlev // Lectotypus ♀ *Calocoris fulvu*s Jak. design. Kerzhner [1]994"; ZISP, INS_HEM_0000182.

Type locality

Russia: Primorsky Territory, Vladivostok; 43.12, 131.9.

Current status

Valid species, current combination: *Philostephanus fulvus* (Jakovlev, 1882).

Calocoris henkei Jakovlev, 1875

Fig. 18A

https://doi.org/10.5281/zenodo.12156069

Calocoris henkei Jakovlev, 1875: 165. Synonymized with *Adelphocoris ticinensis* (Meyer-Dür, 1843) by Reuter (1896: 220). Lectotype designated by Kerzhner *et al.* (1997: 129).

Type material

Lectotype

RUSSIA • ♀; "*Calocoris henkei* Jak. // *Adelphocoris ticinensis* Mey B. Jakowlew det. // [golden circle] // coll[ection of] V. Jakovlev // Lectotypus *Calocoris henkei* Jakovlev female ♀ design. Kerzhner, 1997"; ZISP, INS_HEM_0000136.

Type locality

Russia: Astrakhan Province, Astrakhan; 46.37, 48.08.

Current status

Synonym of *Adelphocoris ticinensis* (Meyer-Dür, 1843).

Calocoris rubripes Jakovlev, 1876

Fig. 18B

https://doi.org/10.5281/zenodo.12156570

Calocoris rubripes Jakovlev, 1876a: 115.

Philostephanus rubripes – Yasunaga & Schwartz 2007: 139.

Type material

Holotype

RUSSIA • ♂; "Ussuri D // [golden circle] // *Calocoris rubripes* // coll[ection of] V. Jakovlev // *Adelphocoris rubripes* Jak. B. Jakowlew det. // Holotypus *Adelphocoris rubripes* Jak. // Holotypus ♂ *Calocoris rubripes* Jak."; ZISP, INS_HEM_0000179.

Type locality

Russia: Khabarovsk Territory, Ussuri River; 48, 134.5.

Current status

Valid species, current combination: *Philostephanus rubripes* (Jakovlev, 1876).

Calocoris sanguineus Jakovlev, 1882

Fig. 18C

https://doi.org/10.5281/zenodo.12156829

Calocoris sanguineus Jakovlev, 1882b: 359. Synonymized with *Capsodes bicolor* (Fieber, 1864) by Reuter (1885: 159).

Type material

Holotype

GEORGIA • ♀; "Batum [Batumi] // [golden circle] // coll[ection of] V. Jakovlev // *Calocoris sanguineus* // Holotypus ♀ *Calocoris sanguineus* Jak."; ZISP, INS_HEM_0000173.

Type locality

Georgia: Batumi; 41.64, 41.63.

Current status

Synonym of *Capsodes bicolor* (Fieber, 1864).

Calocoris suturalis Jakovlev, 1882

Fig. 18D

https://doi.org/10.5281/zenodo.12157507

Calocoris suturalis Jakovlev, 1882a: 169. Lectotype designated by Kerzhner *et al.* (1997: 135). Synonymized with *Adelphocoris ticinensis* (Meyer-Dür, 1843) by Reuter (1906: 16), restored as *Adelphocoris suturalis* (Jakovlev, 1882) by Linnavuori (1963: 77).

Type material

Lectotype

RUSSIA • ♀; "Nikolsk [Ussuriysk] // [golden circle] // suturalis // coll[ection of] V. Jakovlev // Lectotypus ♀ *Calocoris suturalis* Jak. design. Kerzhner 1994."; ZISP, INS_HEM_0000137.

Type locality

Russia: Primorsky Territory, Ussuriysk; 43.80, 131.94.

Current status

Valid species, current combination: *Adelphocoris suturalis* (Jakovlev, 1882).

Calocoris variicornis Reuter, 1908

Fig. 19A

https://doi.org/10.5281/zenodo.12158317

Calocoris variicornis Reuter, 1908a: 492. Synonymized with *Mermitelocerus annulipes* Reuter, 1908 by Kerzhner (1972: 283). Lectotype designated by Kerzhner (1972: 283).

Type material

Lectotype

RUSSIA • ♀; "Mouth of Ussuri [River]; Maak leg.; 11-16 VI [18]56 // 8835. // [golden circle] // *Calocoris variicornis* n. sp. O. M. Reuter det. // Lectotypus ♀ *Calocoris variicornis* Kerzhner det. [1]968"; ZISP, INS_HEM_0000235.

Type locality

Russia: Khabarovsk Territory, Mouth of Ussuri River; 48.27, 134.72.

Current status

Synonym of *Mermitelocerus annulipes* Reuter, 1908.

Calocoris* (*Closterotomus*) *ussuriensis Kerzhner, 1988
Fig. 19B
https://doi.org/10.5281/zenodo.12155331

Calocoris (*Closterotomus*) *ussuriensis* Kerzhner, 1988a: 817. Lectotype designated by Kerzhner (1988b: 36, as holotype).

Closterotomus ussuriensis – Rosenzweig 1997: 144.

Type material

Lectotype

RUSSIA • ♂; "Prim[orsky] Territory; 20. VI. 1970 y[ear]; coll[ection of] Kashcheev // Sup[uputinsky] Nature Reserve [Ussurisky Nature Reserve]; net sweeping on blooming lilac // Holotypus *Calocoris ussuriensis* sp. n. Kerzhner det. [1]986 // Lectotypus *Calocoris* (*Closterotomus*) *ussuriensis* design. Kerzh. 1987"; ZISP, INS_HEM_0000172.

Type locality

Russia: Primorsky Territory, Ussurisky Nature Reserve; 43.62, 132.3.

Current status

Valid species, current combination: *Closterotomus ussuriensis* (Kerzhner, 1988).

Capsus bilineatus Kulik, 1965
Fig. 19C
https://doi.org/10.5281/zenodo.12158457

Capsus bilineatus Kulik, 1965a: 152. Junior primary homonym of *Capsus bilineatus* Fallén, 1807.
Capsus palustris Kulik, 1977: 27. New name for *Capsus bilineatus* Kulik, 1965.

Type material

Holotype

RUSSIA • ♂; "Blagoveshchensk; on sedges; 25.VII.[19]63; Kulik leg. // Holotypus *Capsus bilineatus* Kulik det."; ZISP, INS_HEM_0000175.

Type locality

Russia: Amur Province, Blagoveshchensk; 50.27, 132.45.

Current status

Valid species, current name: *Capsus palustris* Kulik, 1977.

Charagochilus spiralifer Kerzhner, 1988
Fig. 19D
https://doi.org/10.5281/zenodo.12160323

Charagochilus spiralifer Kerzhner, 1988a: 798.

Type material

Holotype
RUSSIA • ♂; "Prim[orsky] Terr[itory] Khasan Distr., Kedrovaya Pad Nature Reserve; on *Rubia* in the forest; Kerzhner leg.; 13.VIII.[1]982 // Holotypus *Charagochilus spiralifer* Kerzhner"; ZISP, INS_HEM_0000183.

Type locality

Russia: Primorsky Territory, Khasan District, Kedrovaya Pad Nature Reserve; 43.067, 131.617.

Current status

Valid species.

Charitides smaragdinus Kerzhner, 1962
Fig. 20A
https://doi.org/10.5281/zenodo.12161754

Charitides smaragdinus Kerzhner, 1962b: 142.

Calocoris smaragdinus – Rosenzweig 1997: 161.

Type material

Holotype
KAZAKHSTAN • ♂; "Topolevka, E of Sarkand, Dzhung.[arian] Alatau [Mts]; I. M. Kerzhner leg.; 18 VI [1]957 // 147 // Holotypus *Charitides smaragdinus* Kerzh."; ZISP, INS_HEM_0000170.

Type locality

Kazakhstan: Jetisu Region, Dzhungarian Alatau Mts, Topolevka, E of Sarkand; 45.4, 80.33.

Current status

Valid species, current combination: *Calocoris smaragdinus* (Kerzhner, 1962).

Charitocoris pallidus Reuter, 1904
Fig. 20B
https://doi.org/10.5281/zenodo.12163260

Charitocoris pallidus Reuter, 1904a: 11.

Type material

Holotype

IRAN • ♀; "Kalaposht Sarbaz Beludzh [Baluchestan], Persia; Zarudny leg.; 25.II.01 // *Charitocoris pallidus* Reut. n. g. et sp. Typ. // Holotypus // [golden circle]"; ZISP, INS_HEM_0000184.

Type locality

Iran: Sistan and Baluchestan, Sarbaz; 26.64, 61.26.

Current status

Valid species.

Closterotomus scorzonerae Rosenzweig, 1997
Fig. 20C
https://doi.org/10.5281/zenodo.12162327

Closterotomus scorzonerae Rosenzweig, 1997: 143.

Type material

Holotype

KAZAKHSTAN • ♂; "Karasay, Dzhagan-ata, Kara-tau; Lukjanovitsh leg.; 27-29 V [1]936 // Holotypus scorzonerae Rosenzw."; ZISP, INS_HEM_0000171.

Type locality

Kazakhstan: Jambyl Region, Dzhagan-ata, Karatau Mts Range; 43.47, 69.52.

Current status

Valid species.

Creontiades vitreus Kerzhner, 1988
Fig. 20D
https://doi.org/10.5281/zenodo.12165368

Creontiades vitreus Kerzhner, 1988a: 815. Lectotype designated by Kerzhner (1988b: 34, as holotype).

Neomegacoelum vitreum – Yasunaga 1998a: 63.

Type material

Lectotype

RUSSIA • ♂; "Gornotaezhnaya Station, Primorsk[y] Territory; at light, PRK [Mercury-vapor lamp]; Kerzhner leg.; 1 VIII [1]963 // Holotypus *Creontiades vitreus* sp. n. Kerzhner det. [1]986 // Lectotypus *Creontia vitreus* design. Kerzh., 1987"; ZISP, INS_HEM_0000811.

Type locality

Russia: Primorsky Territory, Gornotaezhnoe Station, E of Ussuriysk; 43.67, 132.15.

Current status

Valid species, current combination: *Neomegacoelum vitreum* (Kerzhner, 1988).

Dichrooscytus altaicus Josifov, 1974
Fig. 21A
https://doi.org/10.5281/zenodo.12165487

Dichrooscytus altaicus Josifov, 1974: 171.

Type material

Holotype
RUSSIA • ♂; "Valley of Zhosatir [Zhosater = Dzhazator] River, NW of Karakul [Kara-kul] Lake, Altai; Narchuk leg.; 18 VII 1964 // Holotypus *Dichrooscytus altaicus* Josifov"; ZISP, INS_HEM_0000200.

Type locality

Russia: Altai Territory, valley of Dzhazator River NW of Kara-kul Lake; 49.7, 87.4.

Current status

Valid species.

Dichrooscytus josifovi Kerzhner, 1997
Fig. 21B
https://doi.org/10.5281/zenodo.12166595

Dichrooscytus josifovi Kerzhner, 1997b: 116.

Type material

Holotype
KYRGYZSTAN • ♂; "Sary-Chelek [Sarychelek] Lake, eastern edge of Chatkal Range; Loginova leg.; 22.VI.[1]966 // *Dichrooscytus albidovirens* Rt. det. M. Josifov 1974 // Holotypus *Dichr. josifovi* Kerzhner"; ZISP, INS_HEM_0000202.

Type locality

Kyrgyzstan: Sarychelek Lake, eastern edge of Chatkal Range; 41.87, 71.95.

Current status

Valid species.

Dichrooscytus kerzhneri Josifov, 1974
Fig. 21C
https://doi.org/10.5281/zenodo.12166616

Dichrooscytus kerzhneri Josifov, 1974: 171.

Type material

Holotype
KYRGYZSTAN • ♂; "Sary-Chelek, Chatkal Range; *Picea schrenkiana*; Kerzhner leg.; 23.6.[1]966 // Holotypus *Dichrooscytus kerzhneri* Josifov"; ZISP, INS_HEM_0000199.

Type locality

Kyrgyzstan: Sary-Chelek, Chatkal Mts Range; 41.86, 71.95.

Current status

Valid species.

Dichrooscytus kiritshenkoi Josifov, 1974
Fig. 21D
https://doi.org/10.5281/zenodo.12166689

Dichrooscytus kiritshenkoi Josifov, 1974: 171.

Type material

Holotype

KYRGYZSTAN • ♂; "Aleksandrov[sky Mts] Range [= Kyrgyz Mts Range], Syr-Darya Prov. 945v', Pass Chay-Sandyk; 24.VI.[19]10; A. Kiritshenko leg. // coll[ection of] Kiritshenko // Holotypus *Dichrooscytus kiritshenkoi* Josifov;"; ZISP, INS_HEM_0000203.

Type locality

Kyrgyzstan: Chüy Province, Chay-Sandyk Pass; 42.8, 74.0.

Current status

Valid species.

Dichrooscytus putshkovi Josifov, 1974
Fig. 22A
https://doi.org/10.5281/zenodo.12167083

Dichrooscytus putshkovi Josifov, 1974: 171.

Type material

Holotype

RUSSIA • ♂; "Azerbaijan [incorrect, actually Dagestan] Rutul; V. Putshkov leg.; 28 V.1972 // Holotypus *Dichrooscytus putshkovi* Josifov"; ZISP, INS_HEM_0000198.

Type locality

Russia: Dagestan, Rutul; 41.53, 47.42.

Current status

Valid species.

Eurycyrtus bioculatus Reuter, 1908
Fig. 22B
https://doi.org/10.5281/zenodo.12167414

Eurycyrtus bioculatus Reuter, 1908a: 495. Synonymized with *Eurystylus coelestialium* (Kirkaldy, 1902) by Hsiao (1942: 268). Lectotype designated by Kerzhner *et al.* (1997: 126).

Type material

Lectotype

RUSSIA • ♂; "[golden circle] // Burya // [metal square] // *Eurycyrtus bioculatus* n. sp. O. M. Reuter det. // Lectotypus *Eurycyrt. bioculatu*s Reut. design. Kerzhner [19]97"; ZISP, INS_HEM_0000166.

Type locality

Russia: Bureya River, left tributary of the Amur River; 51.66 N 134.28.

Current status

Synonym of *Eurystylus coelestialium* (Kirkaldy, 1902).

Hissaritus dimorphus Kiritshenko, 1952
Fig. 22C
https://doi.org/10.5281/zenodo.12167700

Hissaritus dimorphus Kiritshenko, 1952: 185. Lectotype designated by Kerzhner *et al.* (1997: 127).

Type material

Lectotype

TAJIKISTAN • ♂; "[golden circle] // Kvak Tract, 35 km N of Stalinab[ad = Dushanbe]; Gussakovskiy leg.; 8 VI [19]37 // Table. VIII, fig. 28 // *Hissaritus dimorphus*, Kiritshenko det. // Lectotypus *Hissaritus dimorphus* Kir. design. Kerzhner [19]97"; ZISP, INS_HEM_0000219.

Type locality

Tajikistan: Kvak Tract, 35 km N of Dushanbe; 38.90, 68.79.

Current status

Valid species.

Liistonotus xanthomelas Reuter, 1906
Fig. 22D
https://doi.org/10.5281/zenodo.12167732

Liistonotus xanthomelas Reuter, 1906: 55.

Holotype

CHINA • ♀; "Gansu, Khoysyan' [= Ho-Cheng], 3000 ft, first ½; Berezovskiy leg.; V [18]92 // *Liistonotus xanthomelas* Reut. n. q. sp. Typ. // Holotypus // ♀ I don't think this sp. is congeneric w[ith] *L. melanostoma* R. Det: M.D. Schwartz 1999"; ZISP, INS_HEM_0000227.

Type locality

China: Gansu, Ho-Zheng; 35.42, 103.34.

Current status

Valid species.

Liocoridea melanostoma Reuter, 1906
Fig. 23A
https://doi.org/10.5281/zenodo.12229991

Liocoridea melanostoma Reuter, 1906: 53.

Liistonotus melanostoma – Schwartz & Kerzhner (1997: 249).

Type material

Holotype
CHINA • ♀; "Sichuan, Tashuyvan – Lyuygupin; Potanin leg.; 21 X [18]93. // *Liocoridea melanostoma* Reut. n. sp. Typ. // Holotypus"; ZISP_ENT 00008169.

Type locality

China: Sichuan Province, between Tashuyvan and Lyuygupin.

Current status

Valid species, current combination: *Liistonotus melanostoma* (Reuter, 1906).

Lopus affinis Jakovlev, 1876
Fig. 50A
https://doi.org/10.5281/zenodo.12636696

Lopus affinis Jakovlev, 1876a: 115. Synonymized with *Capsodes gothicus* (Linnaeus, 1758) by Reuter (1879d: 12). Lectotype designated by Kerzhner *et al.* (1997: 124).

Type material

Lectotype
RUSSIA • ♂; "*L. affinis* // [golden circle] // *Lopus gothicus* L. v. *superciliosus* L. B. Jakowlew det. // Lectotypus ♂ *Lopus affinis* Jak. design. Kerzhner [19]95"; ZISP, INS_HEM_0000174.

Type locality

Russia: Dagestan Republic, Kurush; 41.27, 47.82.

Current status

Synonym of *Capsodes gothicus* (Linnaeus, 1758)

Lygocorides (***Lygocorides***) ***izjaslavi*** Yasunaga, 1996
Fig. 23B
https://doi.org/10.5281/zenodo.12168007

Lygocorides (*Lygocorides*) *izjaslavi* Yasunaga, 1996a: 271.

Type material

Holotype
RUSSIA • ♂; "Primorsky Territory, Khasan Distr., Ryazanovka, 10 km NE of Sukhanovka; Kerzhner leg.; 7.VII.1982 // 5/3 // *Lygocoris rubronasutus* Lnv. Kerzhner det. [1]988 // Holotype *Lygocorides izjaslavi* Yasunaga, 1996"; ZISP, INS_HEM_0000253.

Type locality

Russia: Primorsky Territory, Khasan District, Ryazanovka, 10 km NE of Sukhanovka; 42.79, 131.26.

Current status

Valid species.

Lygocoris (***Apolygus***) ***fraxinicola*** Kerzhner, 1988

Fig. 23C

https://doi.org/10.5281/zenodo.12154808

Lygocoris (*Apolygus*) *fraxinicola* Kerzhner, 1988a: 807. Lectotype designated by Kerzhner (1988b: 29, as holotype).

Type material

Lectotype

RUSSIA • ♂; "Primorsky Territory, Khasansky District, Kedrovaya Pad Nature Reserve; Kerzhner leg.; 29.VI.1982 // Holotypus *Lygocoris fraxinicola* Kerzh. // Lectotypus *Lygocoris* (*Apolygus*) *fraxinicola* design. Kerzh. 1987"; ZISP, INS_HEM_0000154.

Type locality

Russia: Primorsky Territory, Kedrovaya Pad Nature Reserve; 43.08, 131.50.

Current status

Valid species, current combination: *Apolygus fraxinicola* (Kerzhner, 1988) (see Miyamoto 1987; Lu & Zheng 1997).

Lygocoris (***Apolygus***) ***furvus*** Kerzhner, 1973

Fig. 23D

https://doi.org/10.5281/zenodo.12168139

Lygocoris (*Apolygus*) *furvus* Kerzhner, 1973: 287.

Type material

Holotype

RUSSIA • ♂; "Tobuti, Siretoko Peninusla, Sakhalin; Dyakonov leg.; 4 VIII [1]947 // Holotypus *Lygocoris* (*Apolygus*) *furvus* sp. n. Kerzhner det. [1]968 ♂al"; ZISP, INS_HEM_0000153.

Type locality

Russia: Sakhalin Island, Siretoko Peninusla, Tobuti; 46.5, 143.3.

Current status

Valid species, current combination: *Apolygus furvus* (Kerzhner, 1973) (see Miyamoto 1987; Lu & Zheng 1997).

Lygocoris* (*Apolygus*) *infamis Kerzhner, 1977

Fig. 24A

https://doi.org/10.5281/zenodo.12170011

Lygocoris (*Apolygus*) *infamis* Kerzhner, 1977a: 17.

Type material

Holotype

RUSSIA • ♂; "Suchansky mine [Partizansk]; Palshkov leg., 16.IX.[1]934 // Holotypus *Lygocoris infamis* Kerzh. // Paratypus *Lygocoris* (*Apolygus*) *furvus*, sp. n. Kerzhner det. [1]968 ♂"; ZISP, INS_HEM_0000161.

Type locality

Russia: Primorsky Territory, Partizansk; 43.14, 133.14.

Current status

Valid species, current combination: *Apolygus infamis* (Kerzhner, 1977) (see Miyamoto 1987; Lu & Zheng 1997). Prior to the description of *L.* (*A.*) *infamis*, its holotype specimen was included in the paratype series of *L.* (*A.*) *furvus* Kerzhner, 1972 due to misidentification (see Kerzhner 1977a).

Lygocoris* (*Apolygus*) *maackiae Kulik, 1965

Fig. 24B

https://doi.org/10.5281/zenodo.12170151

Lygocoris (*Apolygus*) *maackiae* Kulik, 1965b: 1499.

Type material

Holotype

RUSSIA • ♂; "Vladivostok; *Maakia amurens*; 12.VIII.[19]64; Kulik leg. // Holotypus *Lygocoris maackiae* sp. n. Kulik det."; ZISP, INS_HEM_0000158.

Type locality

Russia: Primorsky Territory, Vladivostok; 43.12, 131.9.

Current status

Valid species, current combination: *Apolygus maackiae* (Kulik, 1965) (see Miyamoto 1987; Lu & Zheng 1997).

Lygocoris* (*Apolygus*) *nigrovirens Kerzhner, 1988

Fig. 24C

https://doi.org/10.5281/zenodo.12168175

Lygocoris (*Apolygus*) *nigrovirens* Kerzhner, 1988a: 805. Lectotype designated by Kerzhner (1988b: 22, as holotype).

Type material

Lectotype

RUSSIA • ♂; "Tretyakovo, Kunashir; Kerzhner leg.; 3.VIII.[1]973 // Holotypus *Lygocoris nigrovirens* Kerzh. // Lectotypus *Lygocoris* (*Apolygus*) *nigrovirens* design. Kerzh. 1987"; ZISP, INS_HEM_0000162.

Type locality

Russia: Kunashir Island, Tretyakovo; 43.99, 145.64.

Current status

Valid species, current combination: *Apolygus nigrovirens* (Kerzhner, 1988) (see Miyamoto 1987; Lu & Zheng 1997).

Lygocoris* (*Apolygus*) *subpulchellus Kerzhner, 1988
Fig. 24D
https://doi.org/10.5281/zenodo.12168288

Lygocoris (*Apolygus*) *subpulchellus* Kerzhner, 1988a: 806. Lectotype designated by Kerzhner (1988b: 25, as holotype).

Type material

Lectotype

RUSSIA • ♂; "Primorsky Territory, Khasan St[ation], Golubiny Utes Tract; Kerzhner leg.; 24.VIII.1982 // *Lespedeza bicolor* // Holotypus *Lygocoris subpulchellus* Kerzh. // Lectotypus *Lygocoris* (*Apolygus*) *subpulchellus* design. Kerzh. 1987"; ZISP, INS_HEM_0000159.

Type locality

Russia: Primorsky Territory, Khasan Station, Golubiny Utes Tract; 42.42, 130.67.

Current status

Valid species. Current combination: *Apolygus subpulchellus* (Kerzhner, 1988) (see Miyamoto 1987; Lu & Zheng 1997).

Lygocoris* (*Apolygus*) *syringae Kerzhner, 1988
Fig. 25A
https://doi.org/10.5281/zenodo.12168412

Lygocoris (*Apolygus*) *syringae* Kerzhner, 1988a: 807. Synonymized with *Apolygus hilaris* (Horváth, 1905) by Yasunaga (1992: 16). Lectotype designated by Kerzhner (1988b: 28, as holotype).

Type material

Lectotype

RUSSIA • ♂; "Primorsky Territory, Khasan Distr., Kedrovaya Pad Nature Reserve; Kerzhner leg.;1. VII.1982 // *Syringa amurensis* // Holotypus *Lygocoris syringae* Kerzh. // Lectotypus *Lygocoris* (*Apolygus*) *syringae* design. Kerzh. 1987"; ZISP, INS_HEM_0000160.

Type locality

Russia: Primorsky Territory, Khasan District, Kedrovaya Pad Nature Reserve; 43.11, 131.49.

Current status

Synonym of *Apolygus hilaris* (Horváth, 1905).

Lygocoris (***Arbolygus***) ***falkovitshi*** Kerzhner, 1979

Fig. 25B

https://doi.org/10.5281/zenodo.12168535

Lygocoris (*Arbolygus*) *falkovitshi* Kerzhner, 1979: 28.

Castanopsides falkovitshi – Yasunaga 1998b: 114.

Type material

Holotype

RUSSIA • ♂; "Suputinka River [= Komarovka River], Primor. obl. [= Primorsky Territory]; Falkovich leg.; 27.VI.1959 // Holotypus *Lygocoris* (*Arbolygus*) *falkovitshi* sp. n. Kerzhner det. [1]975"; ZISP, INS_HEM_0000178.

Type locality

Russia: Primorsky Territory, Komarovka River; 43.78, 131.95.

Current status

Valid species. Current combination: *Castanopsides falkovitshi* (Kerzhner, 1979).

Lygocoris (***Arbolygus***) ***glaber*** Kerzhner, 1988

Fig. 25C

https://doi.org/10.5281/zenodo.12168820

Lygocoris (*Arbolygus*) *glaber* Kerzhner, 1988a: 810. Lectotype designated by Kerzhner (1988b: 31, as holotype).

Philostephanus glaber – Yasunaga & Schwartz 2007: 119.

Type material

Lectotype

RUSSIA • ♂; "Primorsky Territory, Khasan Distr., Vityaz [Bay], 15 km S of Sukhanovka; Kerzhner leg.; 12.VII.1982 // 3/5 // Holotypus *Lygocoris* (*Arbolygus*) *glaber* sp. n. Kerzhner det. [1]986 // Lectotypus *Lygocoris* (*Arbolygus*) *glaber* design. Kerzh. 1987"; ZISP, INS_HEM_0000180.

Type locality

Russia: Primorsky Territory, Khasan District, Vityaz Bay, 15 km S of Sukhanovka; 42.6, 131.18.

Current status

Valid species, current combination: *Philostephanus glaber* (Kerzhner, 1988).

Lygocoris (***Arbolygus***) ***ulmi*** Kerzhner, 1979
Fig. 25D
https://doi.org/10.5281/zenodo.12168885

Lygocoris (*Arbolygus*) *ulmi* Kerzhner, 1979: 30.

Philostephanus ulmi – Yasunaga & Schwartz 2007: 147.

Type material

Holotype
RUSSIA • ♂; "Sitsa St[ation = Narechnoye Station, District of Partizansk], Suchan Distr.; Rostovykh leg.; 19.VII.1928 // no 83 // Holotypus *Lygocoris* (*Arbolygus*) *ulmi* sp. n. Kerzhner det. [1]975"; ZISP, INS_HEM_0000181.

Type locality

Russia: Primorsky Territory, Narechnoye Station, District of Partizansk; 43.19, 133.08.

Current status

Valid species, current combination: *Philostephanus ulmi* (Kerzhner, 1979).

Lygocoris (***Neolygus***) ***aceris*** Kerzhner, 1988
Fig. 26A
https://doi.org/10.5281/zenodo.12169017

Lygocoris (*Neolygus*) *aceris* Kerzhner, 1988a: 802. Lectotype designated by Kerzhner (1988b: 20, as holotype).

Type material

Lectotype
RUSSIA • ♂; "Primorsky Territory, Khasan Distr., Andreevka, Troitsa [Bay]; Kerzhner leg.; 10.VII.1982 // *Acer ginnala* // Holotypus *Lygocoris aceris* Kerzh. // Lectotypus *Lygocoris* (*Neolygus*) *aceris* design. Kerzh. 1987"; ZISP, INS_HEM_0000242.

Type locality

Russia: Primorsky Territory, Khasan District, Troitsa Bay, Andreevka; 42.63, 131.12.

Current status

Valid species. Current combination: *Neolygus aceris* (Kerzhner, 1988) (see Yasunaga *et al.* 2002).

Lygocoris (***Neolygus***) ***coryli*** Kulik, 1965
Fig. 26B
https://doi.org/10.5281/zenodo.12169904

Lygocoris (*Neolygus*) *coryli* Kulik, 1965a: 1501.

Type material

Holotype

RUSSIA • ♂; "Simonovo, Amur. Prov., 75 km W of Svobodnyi; Kerzhner leg.; 5.VII.959 // Homotypus [sic!] *Lygocoris kerzhneri* Kulik det. // 155/35 // [red paper rectangle] // 247"; ZISP, INS_HEM_0000243.

Type locality

Russia: Amur Province, Simonovo, 75 km W of Svobodnyi; 51.45, 126.97.

Current status

Valid species, current combination: *Neolygus coryli* (Kulik, 1965) (see Yasunaga *et al.* 2002).

Lygocoris (***Neolygus***) ***fraxini*** Kerzhner, 1988

Fig. 26C

https://doi.org/10.5281/zenodo.12169566

Lygocoris (*Neolygus*) *fraxini* Kerzhner, 1988a: 804. Lectotype designated by Kerzhner (1988b: 21, as holotype).

Type material

Lectotype

RUSSIA • ♂; "Primorsky Territory, Khasan Distr., Kedrovaya Pad Nature Reserve; Kerzhner leg.; 29.VI.1982 // *Fraxinus rhynchophylla* // Holotypus *Lygocoris fraxini* Kerzh. // Lectotypus *Lygocoris* (*Neolygus*) *fraxini* design. Kerzh. 1987"; ZISP, INS_HEM_0000244.

Type locality

Russia: Primorsky Territory, Khasan District, Kedrovaya Pad Nature Reserve; 43.07, 131.62.

Current status

Valid species, current combination: *Neolygus fraxini* (Kerzhner, 1988) (see Yasunaga *et al.* 2002).

Lygocoris (***Neolygus***) ***juglandis*** Kerzhner, 1988

Fig. 26D

https://doi.org/10.5281/zenodo.12169625

Lygocoris (*Neolygus*) *juglandis* Kerzhner, 1988a: 802. Lectotype designated by Kerzhner (1988b: 17, as holotype).

Type material

Lectotype

RUSSIA • ♂; "Primorsky Territory, Khasan Distr., Kedrovaya Pad Nature Reserve; Kerzhner leg.; 30.VI.1982 // walnut and honeysuckle, near linden // Holotypus *Lygocoris juglandis* Kerzh. // Lectotypus *Lygocoris* (*Neolygus*) *juglandis* design. Kerzh. 1987"; ZISP, INS_HEM_0000246.

Type locality

Russia: Primorsky Territory, Khasan District, Kedrovaya Pad Nature Reserve; 43.07, 131.62.

Current status

Valid species, current combination: *Neolygus juglandis* (Kerzhner, 1988) (see Yasunaga *et al.* 2002).

Lygocoris (***Neolygus***) ***hoberlandti*** Kulik, 1965
Fig. 27A
https://doi.org/10.5281/zenodo.12169954

Lygocoris (*Neolygus*) *hoberlandti* Kulik, 1965a: 1501.

Type material

Holotype
RUSSIA • ♂; "Suputinsky [Ussuriysky] Nature Reserve; 14.VIII.1964; S. Kulik leg. // linden, on *Tilia amur*[*ensis*] // Holotypus *Lygocoris hoberlandti* sp. n., Kulik det."; ZISP, INS_HEM_0000245.

Type locality

Russia: Primorsky Territory, Ussuriysky Nature Reserve; 43.62, 132.3.

Current status

Valid species, current combination: *Neolygus hoberlandti* (Kulik, 1965) (see Yasunaga *et al.* 2002).

Lygocoris (***Neolygus***) ***longiusculus*** Kulik, 1965
Fig. 27B
https://doi.org/10.5281/zenodo.12170122

Lygocoris (*Neolygus*) *longiusculus* Kulik, 1965a: 1502.

Type material

Holotype
RUSSIA • ♂; "Vinogradovka, Ussuri Terr. [Primorsky Territory]; Kiritshenko leg.; 2.VIII.[1]929 // Holotypus *Lygocoris longiusculus* Kulik det."; ZISP, INS_HEM_0000252.

Type locality

Russia: Primorsky Territory, Vinogradovka; 46.2, 134.4.

Current status

Valid species, current combination: *Neolygus longiusculus* (Kulik, 1965) (see Yasunaga *et al.* 2002).

Lygocoris (***Neolygus***) ***nemoralis*** Kulik, 1965
Fig. 27C
https://doi.org/10.5281/zenodo.12170185

Lygocoris (*Neolygus*) *nemoralis* Kulik, 1965a: 1500.

Type material

Holotype
RUSSIA • ♂; "Chernyshevsk, Chita Prov. [currently Zabaykalsky Territory]; 30.VII.[19]63; Kulik leg. // on alder (*Alnus* sp.) // Holotypus *Lygocoris nemoralis* sp. n. Kulik det."; ZISP, INS_HEM_0000248.

Type locality

Russia: Zabaykalsky Territory, Chernyshevsk; 52.54, 117.00.

Current status

Valid species, current combination: *Neolygus nemoralis* (Kulik, 1965) (see Yasunaga *et al.* 2002).

Lygocoris (***Neolygus***) ***philyrinus*** Kerzhner, 1988
Fig. 27D
https://doi.org/10.5281/zenodo.12169683

Lygocoris (*Neolygus*) *philyrinus* Kerzhner, 1988a: 804. Lectotype designated by Kerzhner (1988b: 19, as holotype).

Type material

Lectotype

RUSSIA • ♂; "Primorsky Territory, Khasan Distr., Ryazanovka, 10 km NE of Sukhanovka; Kerzhner leg.; 7.VII.1982 // linden (? or poplar) // Holotypus *Lygocoris philyrinus* Kerzh. // Lectotypus *Lygocoris* (*Neolygus*) *philyrinus* design. Kerzh. 1987"; ZISP, INS_HEM_0000250.

Type locality

Russia: Primorsky Territory, Khasan District, Ryazanovka, 10 km NE of Sukhanovka; 42.79, 131.26.

Current status

Valid species, current combination: *Neolygus philyrinus* (Kerzhner, 1988) (see Yasunaga *et al.* 2002).

Lygocoris (***Neolygus***) ***pteleinus*** Kerzhner, 1977
Fig. 28A
https://doi.org/10.5281/zenodo.12169746

Lygocoris (*Neolygus*) *pteleinus* Kerzhner, 1977a: 16.

Type material

Holotype

RUSSIA • ♂; "Alekhino, Kunashir Island; Kerzhner leg.; 30.VII.1973 // 27/18 // Holotypus *Lygocoris pteleinus* Kerzh."; ZISP, INS_HEM_0000251.

Type locality

Russia: Kunashir Island, Alekhino; 3.92, 145.53.

Current status

Valid species, current combination *Neolygus pteleinus* (Kerzhner, 1977a) (see Yasunaga *et al.* 2002).

Lygocoris (***Neolygus***) ***tiliicola*** Kulik, 1965
Fig. 28B
https://doi.org/10.5281/zenodo.12170280

Lygocoris (*Neolygus*) *tiliicola* Kulik, 1965a: 1502.

Neolygus tiliicola – Yasunaga & Schwartz 2005: 63.

Type material

Holotype

RUSSIA • ♂; "near Ussuriysk; on linden; 20.VIII.[19]62. Kulik leg. // Holotypus *Lygocoris tiliicola* sp. n. Kulik det."; ZISP, INS_HEM_0000247.

Type locality

Russia: Primorsky Territory, near Ussuriysk; 43.8, 131.97.

Current status

Valid species, current combination: *Neolygus tiliicola* (Kulik, 1965).

Lygocoris* (*Neolygus*) *vityazi Kerzhner, 1988
Fig. 28C
https://doi.org/10.5281/zenodo.12169866

Lygocoris (*Neolygus*) *vityazi* Kerzhner, 1988a: 802. Lectotype designated by Kerzhner (1988b: 19, as holotype).

Neolygus vityazi – Yasunaga & Schwartz 2005: 63.

Type material

Lectotype

RUSSIA • ♂; "Primorsky Territory, Khasan Distr., Vityaz [Bay], 15 km S of Sukhanovka; Kerzhner leg.; 8.VII.1982 // at light // *Lygocoris* (*Neolygus*) *vityazi* Kerzh. // *Lectotypus* (*Neolygus*) *vityazi* design. Kerzh. 1987"; ZISP, INS_HEM_0000249.

Type locality

Russia: Primorsky Territory, Khasan District, Vityaz Bay, 15 km S of Sukhanovka; 42.6, 131.18.

Current status

Valid species, current combination: *Neolygus vityazi* (Kerzhner, 1988).

Lygus abessinicus Reuter, 1903
Fig. 144A
https://doi.org/10.5281/zenodo.17864991

Lygus abessinicus Reuter, 1903b: 7. Lectotype designated by Kerzhner *et al.* (1997: 124).

Orthops abessinicus – Linnavuori 1975: 43.

Type material

Lectotype

ETHIOPIA • ♀; "[golden circle] // Abessinia [= Ethiopia] Kupi [= Kuni]; Dmitriev leg. // *Lygus abessinicus* Reut. n. sp. Typ // Lectotypus *Lygus abessinicus* design. Kerzhner"; ZISP, INS_HEM_0000911.

Type locality

Ethiopia: Oromia, Kuni; 8.67, 40.75.

Current status

Valid species, current combination: *Orthops abessinicus* (Reuter, 1903).

Lygus adustus Jakovlev, 1876

Fig. 28D

https://doi.org/10.5281/zenodo.12179306

Lygus adustus Jakovlev, 1876a: 117. Lectotype designated by Josifov & Kerzhner (1972: 159).

Lygocoris (*Apolygus*) *adustus* – Josifov & Kerzhner 1972: 158.

Type material

Lectotype

RUSSIA • ♂; "[golden circle] // Ussuri [River]; coll[ection of] V. Jakovlev // *L. adustus* // *Lygus adustus* Jak. V. Jakowlew det. // Lectotypus *Lygus adustus* Jakovlev ♂ design. Jos. and Kerzh. 1969"; ZISP, INS_HEM_0000152.

Type locality

Russia: Primorsky Territory, Ussuri River.

Current status

Valid species, current combination: *Apolygus adustus* (Jakovlev, 1876) (see Kerzhner & Josifov 1999).

Lygus bianchii Reuter, 1906

Fig. 29A

https://doi.org/10.5281/zenodo.12180370

Lygus bianchii Reuter, 1906: 28, 44. Synonymized with *Orthops mutans* (Stål, 1858) by Kerzhner (1988b: 69). Lectotype designated by Kerzhner *et al.* (1997: 125).

Type material

Lectotype

CHINA • ♂; "Sichuan, Maonyukou [River] Valley; Potan[in] leg.; 20 VI [18]93. // *Lygus bianchii* Reut. n. sp. Typ. // Lectotypus *Lygus bianchii* Reut. design. Kerzhner"; ZISP, INS_HEM_0000258.

Type locality

China: Sichuan, Maonyukou River Valley.

Current status

Synonym of *Orthops mutans* (Stål, 1858).

Lygus clavicornis Reuter, 1906
Fig. 29B
https://doi.org/10.5281/zenodo.12180524

Lygus clavicornis Reuter, 1906: 41.

Heterolygus clavicornis – Zheng & Yu 1990: 163.

Type material

Holotype
CHINA • ♀; "Sich[uan], Pasynkou [River] upstream Chzhumse; Potan[in]; 19 VII [18]93. // *Lygus clavicornis* Reut. n. sp. Typ. // Holotypus"; ZISP, INS_HEM_0000216.

Type locality

China: Sichuan, Pasynkou River, upstream Chzhumse.

Current status

Valid species, current combination: *Heterolygus clavicornis* (Reuter, 1906).

Lygus dasypterus Reuter, 1906
Fig. 29C
https://doi.org/10.5281/zenodo.12180871

Lygus dasypterus Reuter, 1906: 37.

Castanopsides dasypterus – Yasunaga (1998b: 108).

Type material

Holotype
CHINA • ♂; "Sich[uan], Tatsienlu [River Valley] upstream Tschshinkjaj; Potanin leg.; 15 VII [18]93 // *Lygus dasypterus* Reut. n. sp. Typ. // Holotypus ♂ *Lygus dasypterus* Reut. // PLEASE RETURN"; ZISP, INS_HEM_0000177.

Type locality

China: Sichuan, Tatsienlu River Valley, upstream Tschshinkja; 30.0, 101.96.

Current status

Valid species, current combination: *Castanopsides dasypterus* (Reuter, 1906).

Lygus distinguendus var***. duplicatus*** Reuter, 1906
Fig. 29D
https://doi.org/10.5281/zenodo.12181912

Lygus distinguendus var. *duplicatus* Reuter, 1906: 47.

Salignus duplicatus duplicatus – Kerzhner 1979: 33.

Type material

Holotype

CHINA • ♂; "Sich[uan], Tatsienlu [River Valley], upstream Chzhinkyay [Ch'iung Hai; Potanin leg.; 15 VII [18]93 // *Lygus distinguendus* v. *duplicatus* Reut. Typ. // Holotypus"; ZISP, INS_HEM_0000321.

Type locality

China: Sichuan, Tatsienlu; 30.0, 101.96.

Current status

Valid subspecies, current combination: *Salignus duplicatus duplicatus* (Reuter, 1906).

Lygus elegantulus Jakovlev, 1879
Fig. 30A
https://doi.org/10.5281/zenodo.13998898

Lygus elegantulus Jakovlev, 1879: 123. Synonymized with *Pinalitus cervinus* (Herrich-Schaeffer, 1841) by Kerzhner (1962a: 385).

Type material

Holotype

GEORGIA • ♀; "Lagodekhi // *Lygus* n. sp. // [golden circle] // coll[ection of] V. Jakovlev // *Lygus elegantulus* Jak. B. Jakowlew det. // *elegantulus* Jak. // Holotypus ♀ *Lygus elegantulus* Jak."; ZISP, INS_HEM_0000264.

Type locality

Georgia: Lagodekhi; 41.83, 46.27.

Current status

Synonym of *Pinalitus cervinus* (Herrich-Schaeffer, 1841).

Lygus izyaslavi Aglyamzyanov, 1994
Fig. 30B
https://doi.org/10.5281/zenodo.12184901

Lygus izyaslavi Aglyamzyanov, 1994: 72.

Type material

Holotype

KAZAKHSTAN • ♂; "B[olshaya] Almatinka R[iver]; Shnitnikov leg.; 24 VIII [1]935 // L. sp. n. 4 Det. Aglyamzyanov 1988 // Holotype // *L. izyaslavi* Agl. Det. Aglyam. 1988 // Holotypus *Lygus izyaslavi* Aglyamzyanov, 1994"; ZISP_ENT, AMNH_PBI 00344242.

Type locality

Kazakhstan: Almaty Province, Bolshaya Almatinka River; 43.15, 76.90.

Current status

Valid species.

Lygus kalmi var. ***ferruginea*** Reuter, 1906
Fig. 30C
https://doi.org/10.5281/zenodo.12186981

Lygus kalmi var. *ferruginea* Reuter, 1906: 46. Lectotype designated by Schwartz & Kerzhner (1997: 253).

Orthops (*Orthops*) *ferrugineus* – Schwartz & Kerzhner 1997: 253.

Type material

Lectotype

CHINA • ♀; "Sichuan, Tatsienlu; Potanin leg.; 22 VI [1]893 // *Lygus kalmi* L. var. *ferruginea* Reut. n. v. Typ. // Lectotypus design. Kerzhner"; ZISP, INS_HEM_0000259.

Type locality

China: Sichuan, Tatsienlu; 30.0, 101.96.

Current status

Valid subspecies, current combination: *Orthops* (*Orthops*) *ferrugineus* (Reuter, 1906).

Lygus kalmi var. ***vitticeps*** Reuter, 1906
Fig. 30D
https://doi.org/10.5281/zenodo.12187305

Lygus kalmi var. *vitticeps* Reuter, 1906: 46. Upgraded to *Orthops* (*Orthops*) *vitticeps* (Reuter, 1906) by Schwartz & Kerzhner (1997: 253). Lectotype designated by Schwartz & Kerzhner (1997: 253).

Type material

Lectotype

CHINA • ♀; "Sich[uan], Fubyankho R[iver], Mardan [Madan] – Lyankhokou [Lianghekou]; Potan[in] 7 VIII [18]93. // *Lygus kalmi* L. var. *vitticeps* Reut. n. v. Typ. // *Lygu* // Lectotypus design. Kerzhner"; ZISP, INS_HEM_0000260.

Type locality

China: Sichuan, Fubyankho River (?), between Madan and Lianghekou; 31, 102.

Current status

Valid species, current combination: *Orthops* (*Orthops*) *vitticeps* (Reuter, 1906).

Lygus longipennis Reuter, 1906
Fig. 31A
https://doi.org/10.5281/zenodo.12208283

Lygus longipennis Reuter, 1906: 29. Lectotype designated by Kerzhner *et al.* (1997: 131).

Lygocoris (*Lygocoris*) *longipennis* – Kerzhner 1973: 285.

Type material

Lectotype

CHINA • ♂; "Sichuan, mountain pass Taisyanguanli; Potan[in] leg.; 22 VII [18]93 // *Lygus longipennis* Reut. n. sp. Typ. // Lectotypus *Lygus longipennis* Reut. design. Kerzhner [19]97"; ZISP, INS_HEM_0000233.

Type locality

China: Sichuan, mountain pass Taisyanguanli.

Current status

Valid species, current combination: *Lygocoris longipennis* (Reuter, 1906).

Lygus lugubris Poppius, 1914
Fig. 144B
https://doi.org/10.5281/zenodo.17865036

Lygus lugubris Poppius, 1914: 116.

Orthops lugubris – Linnavuori 1974c: 24.

Type material

Holotype

TANZANIA • ♀; "[golden circle] // Victoria-Nyanza, Bukoba; Troitski leg.; 13 IV [19]12 // *Lygus lugubris* n. sp. // Holotypus *Lygus lugubris* Poppius 1914"; ZISP, INS_HEM_0000912.

Type locality

Tanzania: Lake Victoria, Bukoba; -1.33, 31.82.

Current status

Valid species, current combination: *Orthops lugubris* (Poppius, 1914).

Lygus monticola Aglyamzyanov, 1994
Fig. 31B
https://doi.org/10.5281/zenodo.12187441

Lygus monticola Aglyamzyanov, 1994: 72.

Type material

Holotype

KYRGYZSTAN • ♂; "Osh, Fergana Prov. [currently Osh Province]; 17.VI [1]928; A. Reichardt leg. // *L*. sp. n. 5 Det. Aglyamzyanov 1988 // Holotype // Paratype *Lygus monticola* Aglyamzyanov, 1994"; ZISP_ENT, AMNH_PBI 00344306.

Type locality

Kyrgyzstan: Osh Province, Osh; 40.52, 72.84.

Current status

Valid species.

Lygus orientis Aglyamzyanov, 1994
Fig. 31C
https://doi.org/10.5281/zenodo.12187583

Lygus orientis Aglyamzyanov, 1994: 73.

Type material

Holotype
MONGOLIA • ♂; "Mongolia, South Govi Aimak, Khongoryn-els, 60 km WNW of Bayan-Dalay; Kerzhner leg.; 30-31.VII.[1]967 // *Artemisia* resembling *arenaria* // *L*. sp. n. 6 Det. Aglyamzyanov 1988 // spicule short // Holotype // *L. orientis* Agl. Det. Aglyam. 1988 // Holotypus *Lygus orientis* Aglyamzyanov, 1994"; ZISP_ENT, AMNH_PBI 00344384.

Type locality

Mongolia: South Govi Aimag, Khongoryn-els, 60 km WNW of Bayan-Dalay; 43.86, 103.0.

Current status

Valid species.

Lygus potanini Reuter, 1906
Fig. 31D
https://doi.org/10.5281/zenodo.12187686

Lygus potanini Reuter, 1906: 35.

Castanopsides potanini – Yasunaga 1998b: 110.

Type material

Holotype
CHINA • ♀; "Sich[uan], Kusiyr River Vall[ey] Tschiuti – Kuerrkou; Potan[in]; 13 VIII [18]93 // *Lygus potanini* Reut. n. sp. Typ. // Holotypus ♀ *Lygus potanini* Reut. 1908"; ZISP, INS_HEM_0000176.

Type locality

China: Sichuan, Kusiyr River Valley, between Chiuti and Kuerrkou.

Current status

Valid species, current combination: *Castanopsides potanini* (Reuter, 1906).

Lygus pratensis var. ***discrepans*** Reuter, 1906
Fig. 32A
https://doi.org/10.5281/zenodo.12188540

Lygus pratensis var. *discrepans* Reuter, 1906: 39. Upgraded to *Lygus discrepans* by Reuter (1912: 37). Lectotype designated by Wagner (1955: 152).

Type material

Lectotype

CHINA • ♂; "Sich[uan], Fubyankho R[iver], Fubian - Shindyan; Potan[in]; 5 VIII [18]93. // *Lygus pratensis* (L.) v. *discrepans* Reut. n. v. Typ. // Lectotypus *L. prat.* v. *discrepans* Rt. design. Kerzhner"; ZISP, INS_HEM_0000218.

Type locality

China: Sichuan, Fubyankho River, between Fubian and Shindyan; 31, 102.

Current status

Valid species, current combination: *Lygus discrepans* Reuter, 1906.

Lygus pulchellus Reuter, 1906
Fig. 32B
https://doi.org/10.5281/zenodo.12189095

Lygus pulchellus Reuter, 1906: 33. Lectotype designated by Linnavuori (1963: 81).

Lygocoris (*Apolygus*) *pulchellus* – Kerzhner 1972: 287.

Type material

Lectotype

CHINA • ♂; "Sichuan, Tschshamynguan – Tamuschu [= Wenchuan to Guanxian]; Potanin leg.; 20 IX [18]93 // *Lygus scitulus* [sic!] Reut. var. *α* Reut. Typ. // Lectotypus ♂ *Lygus pulchellus* Reut. design. Linnavuori 1963. Ann. Ent. Fenn."; ZISP, INS_HEM_0000155.

Type locality

China: Sichuan, between Wenchuan and Guanxian; 31, 103.

Current status

Valid species, current combination: *Apolygus pulchellus* (Reuter, 1906).

Lygus pulchellus var. ***nigrocincta*** Reuter, 1906
Fig. 32C
https://doi.org/10.5281/zenodo.12188895

Lygus pulchellus var. *nigrocincta* Reuter, 1906: 34. Upgraded to *Lygocoris* (*Apolygus*) *nigrocinctus* (Reuter, 1906) by Kerzhner (1973: 287).

Type material

Holotype

CHINA • ♀; "Sich[uan], Fubyankho R[iver], Lamasy – Fubian; Potan[in]; 3 VIII [18]93 // *Lygus scitulus* [sic!] Reut. var. *nigrocincta* Reut. Typ. // Holotypus ♀ *Lygus pulchellus* Reut. var. *nigrocincta* Reut."; ZISP, INS_HEM_0000157.

Type locality

China: Sichuan, Fubyankho River, between Lamasy and Fubian; 31, 102.

Current status

Valid species, current combination: *Apolygus nigrocinctus* (Reuter, 1906).

Lygus pulchellus var. ***β*** Reuter, 1906

Fig. 32D

https://doi.org/10.5281/zenodo.12188998

Lygus pulchellus var. *β* Reuter, 1906: 34.

Type material

Holotype

CHINA • ♀; "Sichuan, Peishu Chzhan – Maochzhou; Potan[in]; 26 VIII [18]93. // *Lygus scitulus* [sic!] Reut. var. *β*. Typ. // Holotypus *Lygus pulchellus* Reut. var. *β*. ♂"; ZISP, INS_HEM_0000156.

Type locality

China: Sichuan, between Peishu Chzhan and Maochzhou.

Current status

Synonym of *Apolygus pulchellus* (Reuter, 1906). In the original description of *L. pulchellus*, Reuter (1906) designated four varieties collected during the Potanin expedition in various locations of Sichuan: var. *α*, var. *β*, var. *γ*, and var. *δ nigrocincta*. Later, Linnavuori (1963) designated the holotype of var. *α* as the lectotype of *Lygus pulchellus*, while Kerzhner (1973) upgraded var. *δ nigrocincta* to species level. Kerzhner (1988b: 25) also suggested that var. *β* and var. *γ* might represent distinct species as well but refrained from making formal taxonomic changes.

Lygus pulchellus var. ***γ*** Reuter, 1906

Fig. 143A

https://doi.org/10.5281/zenodo.14259765

Lygus pulchellus var. *γ* Reuter, 1906: 34.

Type material

Holotype

CHINA • ♀; "Sichuan, valley [of] Tajinho [River]; Potan[in]; 22 VII [18]93. // *Lygus scitulus* Reut. var. *γ*. Typ. // Holotypus *Lygus pulchellus* Reut. var. *γ*. ♀"; ZISP, INS_HEM_0000871.

Type locality

China: Sichuan, Tajinho River Valley.

Current status

Synonym of *Apolygus pulchellus* (Reuter, 1906). Refer to the note under *Lygus pulchellus* var. *β* for additional discussion.

Lygus rubicundus ab. ***schmidti*** Kiritshenko, 1926

Fig. 33A

https://doi.org/10.5281/zenodo.12190123

Lygus rubicundus ab. *schmidti* Kiritshenko, 1926: 27. Unavailable name, made available after upgrading to forma by Stichel (1958: 862). Lectotype designated by Kerzhner *et al.* (1997: 135).

Type material

Lectotype

RUSSIA • ♀; "[golden circle] // vill[age] Klyuchevskoe [= Klyuchi] on the Kamchatka R[iver]; A. Derzhavin leg.; 4 IX [19]08 // *Kamtshadala* [sic!] *schmidti* Kir. // Lectotypus *Lygus rubicundus* ab. *schmidti* Kir. design. Kerzhner"; ZISP, INS_HEM_0000148.

Type locality

Russia: Kamchatka Peninsula, Klyuchi; 56.3, 160.83.

Current status

Lygus rubicundus f. *schmidti* Stichel (1958) is a junior primary homonym of *Lygus atomarius* f. *schmidti* Stichel, 1930 (see Kerzhner *et al.* 1997).

Lygus rugosicollis Reuter, 1906

Fig. 33B

https://doi.org/10.5281/zenodo.12190359

Lygus rugosicollis Reuter, 1906: 28. Lectotype designated by Kerzhner *et al.* (1997: 134).

Lygocoris (*Lygocoris*) *rugosicollis* – Kerzhner 1972: 285.

Type material

Lectotype

CHINA • ♀; "Sichuan, Schubagu River; Potan[in] leg.; 8 VIII [18]93 // *Lygus rugosicollis* Reut. n. sp. Typ. // Letotypus *Lygus rugosicollis* Rt. design. Kerzhner"; ZISP, INS_HEM_0000231.

Type locality

China: Sichuan, Schubagu River.

Current status

Valid species, current combination: *Lygocoris rugosicollis* (Reuter, 1906).

Lygus sibiricus Aglyamzyanov, 1990

Fig. 33C

https://doi.org/10.5281/zenodo.12190423

Lygus sibiricus Aglyamzyanov, 1990: 30.

Type material

Holotype

MONGOLIA • ♂; "Shara-khada, Urga, N. Mongolia; Kozlov leg.; 12.VIII.[19]05 // *L*. sp. n. 1 Det. Aglyamzyanov 1988 // Holotype // Holotypus *Lygus sibiricus* Aglyamzyanov, 1990"; ZISP_ENT, AMNH_PBI 00344427.

Type locality

Mongolia: Dornogovi Aimag, Shara-Hada Mt.; 43.15, 109.13.

Current status

Valid species.

Lygus striicornis Reuter, 1906
Fig. 33D
https://doi.org/10.5281/zenodo.12190808

Lygus striicornis Reuter, 1906: 31. Lectotype designated by Kerzhner *et al.* (1997: 135).

Lygocoris (*Lygocoris*) *striicornis* – Kerzhner 1973: 285.

Type material

Lectotype

CHINA • ♂; "Sich[uan], forest [on the] north[ern] slope of mountain pass Hunchao; Potan[in] 11 VIII [18]93 // *Lygus striicornis* Reut. n. sp. Typ. // Lectotypus *Lygus striicornis* Reut. design. Kerzhner"; ZISP, INS_HEM_0000232.

Type locality

China: Sichuan, northern slope of mountain pass Hunchao.

Current status

Valid species, current combination: *Lygocoris striicornis* (Reuter, 1906).

Lygus striicornis var. ***fuscoscutellatus*** Reuter, 1906
Fig. 34A
https://doi.org/10.5281/zenodo.12190755

Lygus striicornis var. *fuscoscutellatus* Reuter, 1906: 32. Upgraded to *Lygocoris* (*Lygocoris*) *fuscoscutellatus* (Reuter, 1906) by Lu & Zheng (2001: 131). Lectotype designated by Kerzhner *et al.* (1997: 129).

Type material

Lectotype

CHINA • ♂; "Sich[uan], Tatsienlu, Vall[ey] upstream of Chzhinkyay [Ch'iung Hai]; Potanin leg.; 15 VII [18]93 // *Lygus striicornis* v. *fuscoscutellatus* Reut. Typ. // Lectotypus *L. striic.* v. *fuscoscutellatus* design. Kerzhner"; ZISP, INS_HEM_0000230.

Type locality

China: Sichuan, Tatsienlu Valley, upstream of Ch'iung Hai; 30.0, 101.96.

Current status

Valid species, current combination: *Lygocoris fuscoscutellatus* (Reuter, 1906).

Lygus validicornis Reuter, 1906

Fig. 34B

https://doi.org/10.5281/zenodo.12190954

Lygus validicornis Reuter, 1906: 42. Lectotype designated by Kerzhner *et al.* (1997: 136).

Heterolygus validicornis – Zheng & Yu 1990: 164.

Type material

Lectotype

CHINA • ♂; "Sich[uan], Kuser Vall[ey], Mungu – Chiuti; Potan[in] 12 VIII [18]93. // *Lygus validicornis* Reut. n. sp. Typ. // Lectotypus *Lygus validicornis* Rt. design. Kerzhner"; ZISP, INS_HEM_0000217.

Type locality

China: Sichuan, Kuser Valley, between Villages Mungu and Chiuti; 31.43, 103.17.

Current status

Valid species, current combination: *Heterolygus validicornis* (Reuter, 1906).

Megacoelum elegantulum Jakovlev, 1885

Fig. 34C

https://doi.org/10.5281/zenodo.12191070

Megacoelum elegantulum Jakovlev, 1885: 124. Synonymized with *Megacoelum brevirostre* Reuter, 1879 by Reuter (1896: 236). Lectotype designated by Kerzhner *et al.* (1997: 128).

Type material

Lectotype

TURKMENISTAN • ♀; "[golden circle] // Akh[al]. Tek[ke]. // *brevirostr*. // *M. elegantulum* n. s. // coll[ection of] V. Jakovlev. // *Megacoelum brevirostre* Reut. B. Jakowlew det. // Lectotypus ♀ *Megacoelum elegantulum* Jak. design. Kerzhner [19]95"; ZISP, INS_HEM_0000234.

Type locality

Turkmenistan: Ashkhabad; 38.01, 58.3. Jakovlev (1895) described several new true bug species from a small collection gathered by A.V. Komarov in the Akhal-Tekke region (Turkmenistan). Although exact localities were not provided, all specimens were presumably collected in the vicinity of Ashkhabad (Jakovlev 1895).

Current status

Synonym of *Megacoelum brevirostre* Reuter, 1879.

Miris caucasica Kolenati, 1845

Fig. 34D

https://doi.org/10.5281/zenodo.12191349

Miris caucasica Kolenati, 1845: 97. Synonymized with *Notostira elongata* (Geoffroy, 1785) by Kerzhner (1962a: 385). Lectotype designated by Kerzhner (1962a: 386).

Type material

Lectotype

COUNTRY UNKNOWN. Caucasus • ♂; "*caucasicus* Kolenati // *Notostira caucasica* Klti Bianchi det. // *Notostira elongata* Geoffr.! Kerzhner det. [1]961 // Lectotypus *N. caucasica* Kolenati design. Kerzhner 1962"; ZISP, INS_HEM_0000254.

Type locality

Caucasus. In the mid-1840s, F.A. Kolenati spent over a year in the Yelizavetpol Governorate (now Azerbaijan), and it appears that most of his collection was sampled there. However, he did not label the specimens and added to his collection material acquired through exchanges from different regions, including tropical areas, or later sampled by him from the vicinity of St. Petersburg. This led to a number of errors in his survey of Caucasian fauna (Kolenati 1845), as noted by Kiritshenko (1918). Therefore, the type locality of *Miris caucasica* Kolenati, 1845 cannot be established with certainty, even at the country level.

Current status

Synonym of *Notostira elongata* (Geoffroy, 1785).

Orthops festivus Kerzhner, 1977

Fig. 35A

https://doi.org/10.5281/zenodo.12600099

Orthops festivus Kerzhner, 1977a: 14.

Pachylygus festivus – Yasunaga 1994: 116.

Type material

Holotype

RUSSIA • ♂; "Golovnin volcano, Kunashir Island; Kerzhner leg.; 24.07.[1]973 // *Kalopanax septemlobum* 23/7 // Holotypus *Orthops festivus* Kerzh."; ZISP, INS_HEM_0000261.

Type locality

Russia: Kunashir Island, Golovnin volcano; 43.85, 145.53.

Current status

Valid species, current combination: *Pachylygus festivus* (Kerzhner, 1977).

Orthops japonicus Kerzhner, 1977
Fig. 35B
https://doi.org/10.5281/zenodo.12600133

Orthops japonicus Kerzhner, 1977a: 15.

Pachylygus japonicus – Yasunaga 1994: 125.

Type material

Holotype
JAPAN • ♂; "Mt. Takao, Tokyo. 21.5.1930 // Holotypus *Orthops japonicus* Kerzh."; ZISP, INS_HEM_0000263.

Type locality

Japan: Tokyo, Mt. Takao; 35.62, 139.24.

Current status

Valid species, current combination: *Pachylygus japonicus* (Kerzhner, 1977).

Orthops nigrescens Kerzhner, 1977
Fig. 35C
https://doi.org/10.5281/zenodo.12600144

Orthops nigrescens Kerzhner, 1977a: 12.

Pachylygus nigrescens – Yasunaga 1994: 126.

Type material

Holotype
RUSSIA • ♂; "Golovnin volcano, Kunashir Island; Kerzhner leg.; 26.VII.[1]973 // 24/18 *Kalopanax* // Holotypus *Orthops nigrescens* Kerzh."; ZISP, INS_HEM_0000262.

Type locality

Russia: Kunashir Island, Golovnin volcano; 43.85, 145.53.

Current status

Valid species, current combination: *Pachylygus nigrescens* (Kerzhner, 1977).

Orthops pilosulus Jakovlev, 1877
Fig. 35D
https://doi.org/10.5281/zenodo.12191259

Orthops pilosulus Jakovlev, 1877b: 93.

Orthops (*Montanorthops*) *pilosulus* – Kerzhner 1988b: 69.

Type material

Holotype

IRAN • ♂; "[golden circle] // 480 [on pink paper circle] // [green paper square] // *orthops* n. sp. // coll[ection of] V. Jakovlev // Holotypus ♂ *Orthops pilosulus* Jak."; ZISP, INS_HEM_0000257.

Type locality

Iran: Shahrud; 36.41, 54.98.

Current status

Valid species, current combination: *Orthops* (*Montanorthops*) *pilosulus* Jakovlev, 1877.

Pantiliodes piceus Reuter, 1906
Fig. 36A
https://doi.org/10.5281/zenodo.12191307

Pantiliodes piceus Reuter, 1906: 7. Lectotype designated by Kerzhner *et al.* (1997: 133).

Orientomiris piceus – Yasunaga 1998a: 68.

Type material

Lectotype

CHINA • ♀; "Sichuan, Tashuivan – Lyuigupin; Potanin leg.; 21 X [18]93. // *Pantiliodes piceus* Reut. n. sp. ♂ ♀. Typ. // Lectotypus *Pantil. piceus* Reut. design. Kerzhner"; ZISP, INS_HEM_0000810.

Type locality

China: Sichuan, between Tashuivan and Lyuigupin.

Current status

Valid species, current combination: *Orientomiris piceus* (Reuter, 1906).

Phytocoridea dispar Reuter, 1906
Fig. 36B
https://doi.org/10.5281/zenodo.12191482

Phytocoridea dispar Reuter, 1906: 22. Lectotype designated by Kerzhner *et al.* (1997: 127).

Type material

Lectotype

CHINA • ♂; "Sich[uan], Fubyankho R[iver], Shintyan – Lamasy; Potan[in] leg.; 2 VIII [18]93. // *Phytocoridea dispar* Reut. n. q. cf sp. Typ. // Lectotypus *Phyt. dispar* Reut. design. Kerzhner"; ZISP, INS_HEM_0000267.

Type locality

China: Sichuan, Fubyankho River, between Shintyan and Lamasy.

Current status

Valid species.

Phytocoridea dispar var. ***discoidalis*** Reuter, 1906
Fig. 36B
https://doi.org/10.5281/zenodo.12191534

Phytocoridea dispar var. *discoidalis* Reuter, 1906: 23. Synonymized with *Phytocoridea dispar* by Kerzhner & Josifov (1999: 136). Lectotype designated by Kerzhner *et al.* (1997: 127).

Type material

Lectotype
CHINA • ♂; "Sich[uan], Fubyankho R[iver], Shintyan – Lamasy; Potan[in] leg.; 2 VIII [18]93. // *Phytocoridea dispar* Reut. v. *discoidalis* Reut. Typ. // Lectotypus *Phyt. dis.* v. *discoidalis* Rt. design. Kerzhner"; ZISP, INS_HEM_0000268.

Type locality

China: Sichuan, Fubyankho River between Shintyan and Lamasy.

Current status

Synonym of *Phytocoridea dispar* Reuter, 1906.

Phytocoris arbusticola Muminov, 1990
Fig. 36D
https://doi.org/10.5281/zenodo.12236871

Phytocoris arbusticola Muminov, 1990: 203.

Phytocoris (*Eckerleinius*) *arbusticola* – Kerzhner & Kosifov 1999: 140.

Type material

Holotype
KAZAKHSTAN • ♂; "Kutansor [Lake] N of Kense [Aqkengse], Karaganda; 30.V.[1]962; Kerzhner leg. // On *Eurotia ceratoides* // Paratypus *Phytocoris arbusticola* Mum. Muminov det. // Holotypus *Phytocoris arbusticola* Muminov, 1990"; ZISP, INS_HEM_0000816.

Type locality

Kazakhstan: Karaganda Province, Kutansor Lake, N of Aqkengse; 46.83, 68.10.

Current status

Valid species, current combination: *Phytocoris* (*Eckerleinius*) *arbusticola* Muminov, 1990.

Note

The paratype label was mistakenly added to the holotype.

Phytocoris arenarius Muminov, 1989
Fig. 37A
https://doi.org/10.5281/zenodo.12241379

Phytocoris arenarius Muminov, 1989a: 138.

Phytocoris (*Soosocapsus*) *arenarius* – Kerzhner & Josifov 1999: 161.

Type material

Holotype

KAZAKHSTAN • ♂; "Kushukzhal Sands, 30 km SW of Lepsy Station Kaz[akhstan]; 22.VI.[1]962; Kerzhner leg. // On *Calligonum* // Holotypus *Phytocoris arenarius* Mum. Muminov det."; ZISP, INS_HEM_0000304.

Type locality

Kazakhstan: Jetisu Province, Sarkand District, Kushukzhal Sands, 30 km SW of Lepsy; 46.17, 78.5.

Current status

Valid species, current combination: *Phytocoris* (*Soosocapsus*) *arenarius* Muminov, 1989.

Phytocoris biannulicornis Muminov, 1989
Fig. 37B
https://doi.org/10.5281/zenodo.12247142

Phytocoris biannulicornis Muminov, 1989a: 137.

Phytocoris (*Soosocapsus*) *biannulicornis* – Kerzhner & Josifov 1999: 161.

Type material

Holotype

KAZAKHSTAN • ♂; "Razv. [= Ruins of] Chirikrabat, NW of Kyzylkum; Kerzhner leg.; 4 VI [1]966 // on saxaul // Holotypus *Phytocoris biannulicornis* Mum. Muminov det."; ZISP, INS_HEM_0000305.

Type locality

Kazakhstan: Kyzylorda Province, Shirik-rabat; 44.1, 62.9.

Current status

Valid species, current combination: *Phytocoris* (*Soosocapsus*) *biannulicornis* Muminov, 1989.

Phytocoris damocles Linnavuori, 1972
Fig. 37C
https://doi.org/10.5281/zenodo.12248712

Phytocoris damocles Linnavuori, 1972: 170.

Phytocoris (*Soosocapsus*) *damocles* – Kerzhner & Josifov 1999: 161.

Type material

Holotype

TURKMENISTAN • ♂; "Holotypus // Repetek; 15 V [18]89; A. Semenov leg. // coll[ection of] V. Jakovlev"; ZISP, INS_HEM_0000300.

Type locality

Turkmenistan: Repetek; 38.58, 63.18.

Current status

Valid species, current combination: *Phytocoris* (*Soosocapsus*) *damocles* Linnavuori, 1972.

Phytocoris dorikha Linnavuori, 1974
Fig. 37D
https://doi.org/10.5281/zenodo.12250033

Phytocoris dorikha Linnavuori, 1974b: 30.

Phytocoris (*Exophytocoris*) *dorikha* – Linnavuori 1999: 173.

Type material

Holotype
IRAN • ♂; "typus // Persia sept.-or. Shachkuh (superior) 1914.16.VI; Kiritshenko leg. // *Phytocoris dorikha* Lv."; ZISP, INS_HEM_0000310.

Type locality

Iran: Shahkuh; 31.62, 59.27.

Current status

Valid species, current combination: *Phytocoris* (*Exophytocoris*) *dorikha* Linnavuori, 1974.

Phytocoris hissariensis Linnavuori, 1963
Fig. 38A
https://doi.org/10.5281/zenodo.12250682

Phytocoris hissariensis Linnavuori, 1963: 75. Lectotype designated by Kerzhner *et al.* (1997: 129).

Phytocoris (*Phytocoris*) *hissariensis* – Kerzhner & Josifov 1999: 157.

Type material

Lectotype
TAJIKISTAN • ♂; "Kvak Tract, 35 km N of Stalinabad [= Dushanbe]; Pavlovskiy leg.; 20 VII [1]937 // The specimen, returned by Linnavuori, 1976 y[ear] // Lectotypus *Phytocoris hissariensis* Lnv. design. Kerzhner"; ZISP, INS_HEM_0000277.

Type locality

Tajikistan: Gissar Mts Ridge, locality Kvak near Kondara, 35 km N of Dushanbe; 38.88, 68.77.

Current status

Valid species, current combination: *Phytocoris* (*Phytocoris*) *hissariensis* Linnavuori, 1963.

Phytocoris insignis Reuter, 1876
Fig. 38B
https://doi.org/10.5281/zenodo.12251898

Phytocoris insignis Reuter, 1876: 33 (see Jakovlev 1879: 119).

Phytocoris (*Ktenocoris*) *insignis* – Carvalho 1959: 222.

Type material

Holotype

RUSSIA • ♂; "[golden circle] // [golden circle] // Derb[ent] // *Ph. insignis* Reut. // coll[ection of] V. Jakovlev // *Phytocoris insignis* Reut. O. M. Reuter det. // Lectotypus *Phytocoris insignis* Reut. design. Kerzhner"; ZISP, INS_HEM_0000314.

Type locality

Russia: Dagestan Republic, Derbent; 42.05, 48.28.

Current status

Valid species, current combination: *Phytocoris* (*Ktenocoris*) *insignis* Reuter, 1876.

Phytocoris issykensis Poppius, 1912
Fig. 38C
https://doi.org/10.5281/zenodo.12257453

Phytocoris issykensis Poppius, 1912: 3. Lectotype designated by Kerzhner *et al.* (1997: 130).

Phytocoris (*Leptophytocoris*) *issykensis* – Kerzhner & Josifov 1999: 155.

Type material

Lectotype

KYRGYZSTAN • ♂; "Western bank of Issyk-Kul [Lake], near Kutemaldy [Balykchy]; 31/VII [19]10; A. Kiritshenko leg. // Type // *Phytocoris issykensis* n. sp. B. Poppius det. // coll[ection of] Kiritshenko // Lectotypus *Phytoc. issykensis* Popp. design. Kerzhner"; ZISP, INS_HEM_0000309.

Type locality

Kyrgyzstan: Western bank of Issyk-Kul Lake, near Balykchy; 42.46, 76.18.

Current status

Valid species, current combination: *Phytocoris* (*Leptophytocoris*) *issykensis* Poppius, 1912.

Phytocoris jakovleffi Reuter, 1876
Fig. 38D
https://doi.org/10.5281/zenodo.12260674

Phytocoris jakovleffi Reuter, 1876: 33 (see Jakovlev 1877a: 275). Synonymized with *Phytocoris nowickyi* Fieber, 1870 by Reuter (1896: 280).

Type material

Holotype

RUSSIA • ♂; "ter. // [broken golden circle] // *Ph. jakovleffi* Reut. // coll[ection of] V. Jakovlev // *Phytocoris nowickyi* Fieb. O. M. Reutet det. // Holotypus // I"; ZISP, INS_HEM_0000295.

Type locality

Russia: Volgograd Province, Krasnoarmeysky District of Volgograd; 48.5, 44.48.

Current status

Synonym of *Phytocoris* (*Ktenocoris*) *nowickyi* Fieber, 1870.

Phytocoris kazachstanicus Muminov, 1989
Fig. 39A
https://doi.org/10.5281/zenodo.13348118

Phytocoris kazachstanicus Muminov, 1989c: 21.

Phytocoris (*Soosocapsus*) *kazachstanicus* – Kerzhner & Josifov 1999: 162.

Type material

Holotype

KAZAKHSTAN • ♂; "con[fluence] of Sarysu River and Kara-Kengir River, Karagand[a Province]; Emeljanov leg.; 08 VI [1]961 // Holotypus *Phytocoris kazachstanicus* Mum. Muminov det."; ZISP, INS_HEM_0000303.

Type locality

Kazakhstan: Karaganda Province, confluence of Sarysu and Kara-Kengir Rivers; 47.37, 67.98.

Current status

Valid species, current combination: *Phytocoris* (*Soosocapsus*) *kazachstanicus* Muminov, 1989.

Note

Muminov (1989c) mentioned in the original description that the holotype carried the following locality label: "Kazakhstan, Mangyshlak Prov., Mt Kariauk, Beke well, 17 IX 1955 (Grunin)". However, the specimen actually designated as the holotype, identified by a red label with Muminov's handwriting, is different. Consequently, we consider the locality provided in the original description as an inadvertent error.

Phytocoris kirgizorum Muminov, 1998
Fig. 39B
https://doi.org/10.5281/zenodo.12264429

Phytocoris kirgizorum Muminov, 1998: 277.

Phytocoris (*Eckerleinius*) *kirgizorum* – Kerzhner & Josifov 1999: 142.

Type material

Holotype

KYRGYZSTAN • ♂; "Issyk-Kul [Lake], Ak-Ulen, 3.VII.1953; D. Panfilov leg. // Holotypus *Phytocoris kirgyzorum* Mum. Muminov det."; ZISP, INS_HEM_0000288.

Type locality

Kyrgyzstan: Issyk-Kul Lake, Ak-Ulen; 42.33, 76.13.

Current status

Valid species, current combination: *Phytocoris* (*Eckerleinius*) *kirgizorum* Muminov, 1998.

Phytocoris kyzylkumi Muminov, 1989

Fig. 39C

https://doi.org/10.5281/zenodo.12270976

Phytocoris kyzylkumi Muminov, 1989c: 20.

Phytocoris (*Eckerleinius*) *kyzylkumi* – Linnavuori 2000: 107.

Type material

Holotype

UZBEKISTAN • ♂; "Taldy-Kuduk [= well Taldykuduk], Kyzyl-kum; Zarudny leg.; 23.V.[1]912 // Holotypus *Phytocoris kyzylkumi* Mum. Muminov det."; ZISP, INS_HEM_0000301.

Type locality

Uzbekistan: Bukhara Province, Taldykuduk well; 42, 63.

Current status

Valid species, current combination: *Phytocoris* (*Eckerleinius*) *kyzylkumi* Muminov, 1989.

Note

In May–June 1912, amateur ornithologist Nikolay A. Zarudny traveled in the Kyzylkum Desert starting from Bukhara. He navigated from well to well (Zarudny 1915: 9), but we were unable to precisely geolocate all sites mentioned on his labels from this trip. The available georeferences for Taldykuduk village in southwestern Kazakhstan, e.g., Bekchanov *et al.* (2024), are incorrect. Therefore, the provided coordinates are only approximate.

Phytocoris lineaticollis Reuter, 1904

Fig. 39D

https://doi.org/10.5281/zenodo.12268301

Phytocoris lineaticollis Reuter, 1904a: 9.

Phytocoris (*Eckerleinius*) *lineaticollis* – Linnavuori 2000: 86.

Type material

Holotype

IRAN • ♂; "Durukh-Gezik, Nekhbendan [Nehbandan], Pers[ia]; Zarudny leg.;1-10.X.[18]98 // *Phytocoris lineaticollis* Typ. Reut. // Holotypus // Holotype Lnv."; ZISP, INS_HEM_0000312.

Type locality

Iran: Khorasan, Nehbandan, Duruh-Gesik; 31.53, 60.1.

Current status

Valid species, current combination: *Phytocoris* (*Eckerleinius*) *lineaticollis* Reuter, 1904.

Phytocoris moira Linnavuori, 1972
Fig. 40A
https://doi.org/10.5281/zenodo.12281226

Phytocoris moira Linnavuori, 1972: 167.

Phytocoris (*Eckerleinius*) *moira* – V.G. Putshkov 1976a: 49.

Type material

Holotype
TURKMENISTAN • ♂; "Holotypus // Balla-Ishem [= Bala-Ishem]; 25.IV.[18]89; A. Semenov leg. // coll[ection of] V. Jakovlev // *Phytocoris moira* Lv.;"; ZISP, INS_HEM_0000285.

Type locality

Turkmenistan: Balkan Province, Bala-Ishem; 39.44, 54.49.

Current status

Valid species, current combination: *Phytocoris* (*Eckerleinius*) *moira* Linnavuori, 1972.

Phytocoris parvidens Muminov, 1998
Fig. 40B
https://doi.org/10.5281/zenodo.12283333

Phytocoris parvidens Muminov, 1998: 275.

Phytocoris (*Eckerleinius*) *parvidens* – Kerzhner & Josifov 1999: 143.

Type material

Holotype
KAZAKHSTAN • ♂; "40 km S of Zhana-Arka [= Atasu], Karagand[a] Prov[ince]; Kerzhner leg.; 22 VI [1]960 // *Anabasis salsa* // Holotypus *Phytocoris parvidens* Mum. Muminov det."; ZISP, INS_HEM_0000273.

Type locality

Kazakhstan: Karaganda Province, 40 km S of Atasu; 48.32, 71.67.

Current status

Valid species, current combination: *Phytocoris* (*Eckerleinius*) *parvidens* Muminov, 1998.

Phytocoris phaedo Linnavuori, 1972
Fig. 40C
ttps://doi.org/10.5281/zenodo.12284746

Phytocoris phaedo Linnavuori, 1972: 160. Synonymized with *Phytocoris incanus* Fieber, 1864 by Wagner (1976: 91; suspected) and Muminov (1989b: 642).

Type material

Holotype

RUSSIA • ♂; "typus // V[erkhne-] Dneprovka [= Dneprovka], left bank of Ural River, upstream from Orenb[urg]; L. Zimin leg.;18.VIII.[1]934 // Verche-Dneprovka, Ural River higher from Orenburg [English translation of locality label in Russian] // *Phytocoris phaedo* Lv. // Holotypus"; ZISP, INS_HEM_0000284.

Type locality

Russia: Orenburg Province, Dneprovka on Ural River; 51.42, 56.34.

Current status

Synonym of *Phytocoris* (*Eckerleinius*) *incanus* Fieber, 1864.

Phytocoris potanini Reuter, 1906
Fig. 40D
https://doi.org/10.5281/zenodo.12294649

Phytocoris potanini Reuter, 1906: 4. Lectotype designated by Kerzhner *et al.* (1997: 133).

Phytocoris (*Phytocoris*) *potanini* – Kerzhner & Josifov 1999: 159.

Type material

Lectotype

CHINA • ♂; "Sich[uan] Fubyankho R[iver], Shindyan – Mardan; Potan[in] leg.; 6 VIII [18]93. // *Phytocoris Potanini* Reut. n. sp. Typ. // Lectotypus *Phytoc. potanini* Reut. design. Kerzhner"; ZISP, INS_HEM_0000278.

Type locality

China: Sichuan, Fubjancho River, between Schindjantzy and Mardjantzy.

Current status

Valid species, current combination: *Phytocoris* (*Phytocoris*) *potanini* Reuter, 1906.

Phytocoris quadridens Muminov, 1995
Fig. 41A
https://doi.org/10.5281/zenodo.12295611

Phytocoris quadridens Muminov, 1995: 8.

Phytocoris (*Eckerleinius*) *quadridens* – Kerzhner & Josifov 1999: 143.

Type material

Holotype

KAZAKHSTAN • ♂; "Ak-Tau Mt., SW of Bassaga, Karaganda Prov[ince]; 15.VI.[1]962; Kerzhner leg. // On *Atraphaxis* // Holotypus *Phytocoris quadridens* Mum. Muminov det"; ZISP, INS_HEM_0000274.

Type locality

Kazakhstan: Karaganda Province, Aktau Mts, S of Bassaga Railway Station; 47.87, 71.95.

Current status

Valid species, current combination: *Phytocoris* (*Eckerleinius*) *quadridens* Muminov, 1995.

Phytocoris sauricus Muminov, 1998
Fig. 41B
https://doi.org/10.5281/zenodo.12299444

Phytocoris sauricus Muminov, 1998: 273.

Phytocoris (*Eckerleinius*) *sauricus* – Kerzhner & Josifov 1999: 143.

Type material

Holotype
KAZAKHSTAN • ♂; "confluence of Ak-kolka and Bol-aba Rivers, Saur Mts; Kryzhanovskij leg.; 28 VIII [1]946 // Holotypus *Phytocoris sauricus* Mum. Muminov det."; ZISP, INS_HEM_0000275.

Type locality

Kazakhstan: East Kazakhstan Province, Saur Mts, confluence of Akkolka and Bolaba Rivers; 49.12, 86.4.

Current status

Valid species, current combination: *Phytocoris* (*Eckerleinius*) *sauricus* Muminov, 1998.

Phytocoris suadela Linnavuori, 1972
Fig. 41C
https://doi.org/10.5281/zenodo.12303476

Phytocoris suadela Linnavuori, 1972: 168.

Phytocoris (*Eckerleinius*) *suadela* – Kerzhner & Josifov 1999: 144.

Type material

Holotype
TAJIKISTAN • ♂; "typus // Khozor-mech ob. [= Khozormech] River near Iskander-kul [Lake]; Kiritshenko leg.; 26 VII [1]947"; ZISP, INS_HEM_0000287.

Type locality

Tajikistan: Gissar Range, Iskanderkul Lake, Khozormech River; 39.05, 68.37.

Current status

Valid species, current combination: *Phytocoris* (*Eckerleinius*) *suadela* Linnavuori, 1972.

Phytocoris tener Kiritshenko, 1952
Fig. 41D
https://doi.org/10.5281/zenodo.12309998

Phytocoris tener Kiritshenko, 1952: 186. Lectotype designated by Muminov (1989c: 19).

Phytocoris (*Ktenocoris*) *tener* – Kerzhner & Josifov 1999: 153.

Type material

Lectotype

TAJIKISTAN • ♂; "Kondara Gorge, 1100 m, V[alley of] Varzob River, Taj[ikistan]; Gussakovskiy leg.; 7 VII [19]37 // Lectotypus *Phytoc. tener* Kir. design. Muminov."; ZISP, INS_HEM_0000296.

Type locality

Tajikistan: Kondara Gorge, Varzob River Valley, N of Dushanbe; 38.83, 68.83.

Current status

Valid species, current combination: *Phytocoris* (*Ktenocoris*) *tener* Kiritshenko, 1952.

Phytocoris thamyris Linnavuori, 1972
Fig. 42A
https://doi.org/10.5281/zenodo.12311547

Phytocoris thamyris Linnavuori, 1972: 172. Synonymized with *Phytocoris kiritschenkoi* Poppius, 1912 by Muminov (1989b: 641).

Type material

Holotype

KAZAKHSTAN • ♂; "typus // Koylibay, NE of M[alye] Barsuki [= Kishi-Borsyk] Turg[ay District]; Luppova leg.; 15.VI.[1]931 // *Phytocoris thamyris* Lv."; ZISP, INS_HEM_0000286.

Type locality

Kazakhstan: NE of Kishi-Borsyk Sands, Koylibai; 47.57, 60.37.

Current status

Synonym of *Phytocoris* (*Eckerleinius*) *kiritschenkoi* Poppius, 1912.

Phytocoris turkestanicus Poppius, 1912
Fig. 42B
https://doi.org/10.5281/zenodo.12313592

Phytocoris turkestanicus Poppius, 1912: 4. Lectotype designated by Kerzhner *et al.* (1997: 136).

Phytocoris (*Soosocapsus*) *turkestanicus* – Kerzhner & Josifov 1999: 162.

Type material

Lectotype

KYRGYZSTAN • ♀; "W[estern] b[ank] of Issyk-Kul Lake, near Kutemaldy [River]; 30/VII.[19]10; A. Kiritshenko leg. // 16. // Type // *Phytocoris turkestanicus* n. sp. B. Poppius det. // coll[ection of] Kiritshenko // Lectotypus *Phytoc. turkestanicus* Popp. design. Kerzhner"; ZISP, INS_HEM_0000297.

Type locality

Kyrgyzstan: Issyk-Kul Lake, near Kutemaldy River; 42.42, 76.12.

Current status

Valid species, current combination: *Phytocoris* (*Soosocapsus*) *turkestanicus* Poppius, 1912.

Phytocoris zarudnyi Reuter, 1904
Fig. 42C
https://doi.org/10.5281/zenodo.12315043

Phytocoris zarudnyi Reuter, 1904a: 8. Lectotype designated by Linnavuori (1971: 126).

Phytocoris (*Eriamiris*) *zarudnyi* – Wagner 1968: 85.

Type material

Lectotype

IRAN • ♂; "Kyafirkala, Gerirud [= Harirud River], E[astern] Khorasan; Zarudny leg.; 09 IV [18]98 // *Phytocoris Tsarudnii* Typ. Reut. // Syntypus *Phytocoris zarudnyi* Reut. // lecto Holotypus R. Linnavuori det."; ZISP, INS_HEM_0000290.

Type locality

Iran: Khorasan, Harirud River, Kyafirkala; 35, 60.

Current status

Valid species, current combination: *Phytocoris* (*Eriamiris*) *zarudnyi* Reuter, 1904.

Phytocoris (***Eckerleinius***) ***gandalicus*** Linnavuori, 1974
Fig. 42D
https://doi.org/10.5281/zenodo.12191678

Phytocoris (*Eckerleinius*) *gandalicus* Linnavuori, 1974b: 32.

Type material

Holotype

EGYPT • ♂; "Holotypus // Min[istry of] Agr[iculture] Egypt; Wadi Gandali; 21.2.1916; coll[ection] of Adair; on *Retama raetam* // *Phytocoris gandalicus* Lv. //"; ZISP, INS_HEM_0000311.

Type locality

Egypt: Wadi Gandali; 30.07, 31.84.

Current status

Valid species.

Phytocoris (***Eckerleinius***) ***mariut*** Linnavuori, 1974
Fig. 43A
https://doi.org/10.5281/zenodo.12191766

Phytocoris (*Eckerleinius*) *mariut* Linnavuori, 1974b: 32.

Type material

Holotype

EGYPT • ♂; "Holotypus // Min[istry of] Agr[iculture] Egypt; Kinji Mariût; 12.3.1923; coll[ection of] J. W. // *Phytocoris mariut* Lv."; ZISP, INS_HEM_0000289.

Type locality

Egypt: Mariout, Kinji; 31.01, 29.8.

Current status

Valid species.

Phytocoris (***Eriamiris***) ***digla*** Linnavuori, 1974

Fig. 43B

https://doi.org/10.5281/zenodo.12191839

Phytocoris (*Eriamiris*) *digla* Linnavuori, 1974b: 33.

Type material

Holotype

EGYPT • ♂; "Holotypus // Wadi Digla [Degla]; 12.12.[19]23; light trap // Egypt, Min[istry of] Agric[ulture] (Egypt); coll[ection of] H.C.E. // *Phytocoris digla* Lv.;"; ZISP, INS_HEM_0000293.

Type locality

Egypt: 25 km SW of Cairo, Wadi Degla; 29.98, 31.30.

Current status

Valid species.

Phytocoris (***Eriamiris***) ***friganae*** V.G. Putshkov, 1978

Fig. 43C

https://doi.org/10.5281/zenodo.12208383

Phytocoris (*Eriamiris*) *friganae* V.G. Putshkov, 1978: 52.

Type material

Holotype

AZERBAIJAN • ♂; "Dzhuga near Dzhulfa Araks [Culfa], [Armen. – crossed out]; Ryabov leg.; 11 VI [1]937 // // Holotypus *Ph. friganae* Putshkov"; ZISP, INS_HEM_0000313.

Type locality

Azerbaijan: Nakhichevan Republic, Dzhuga near Culfa; 38.97, 45.6.

Current status

Valid species.

Phytocoris* (*Eriamiris*) *laios Linnavuori, 1974
Fig. 43D
https://doi.org/10.5281/zenodo.12208464

Phytocoris (*Eriamiris*) *laios* Linnavuori, 1974b: 33.

Type material

Holotype
IRAN • ♂; "Holotypus // Persia sept.-or. Shachrud; 1914.25.V.; Kiritshenko leg."; ZISP, INS_HEM_0000291.

Type locality

Iran: Semnan Province, Shahrud; 36.41, 54.98.

Current status

Valid species.

Phytocoris* (*Eriamiris*) *migrensis V.G. Putshkov, 1978
Fig. 44A
https://doi.org/10.5281/zenodo.12208575

Phytocoris (*Eriamiris*) *migrensis* V.G. Putshkov, 1978: 54.

Type material

Holotype
ARMENIA • ♂; "Meghri on Araks [River] Armenia; Ryabov leg.; 05.VII.[1]931 // Holotypus *Ph. migrensis* Putsh. // *Ph. migrensis* sp. n."; ZISP, INS_HEM_0000294.

Type locality

Armenia: Megri; 38.88, 46.25.

Current status

Valid species.

Phytocoris* (*Ktenocoris*) *caucasicus Kerzhner, 1964
Fig. 44B
https://doi.org/10.5281/zenodo.12208628

Phytocoris (*Ktenocoris*) *caucasicus* Kerzhner, 1964a: 731. Lectotype designated by Kerzhner (1993: 99).

Phytocoris (*Eckerleinius*) *caucasicus* – Kerzhner & Josifov 1999: 140.

Type material

Lectotype
RUSSIA • ♂; "Akhty, Samursk[y] Distr[ict], Dagestan; Ryabov leg.; 27.VIII.[1]933 // *Ph. caucasicus* sp. n. // Lectotypus *Phytocoris* (*Ktenocoris*) *caucasicus* design. Kerzh."; ZISP, INS_HEM_0000283.

Type locality

Russia: Dagestan Republic, Akhty; 41.46, 47.73.

Current status

Valid species, current combination: *Phytocoris* (*Eckerleinius*) *caucasicus* Kerzhner, 1964.

Phytocoris (***Ktenocoris***) ***platydens*** Kerzhner, 1964
Fig. 44C
https://doi.org/10.5281/zenodo.12208663

Phytocoris (*Ktenocoris*) *platydens* Kerzhner, 1964a: 731. Lectotype designated by Kerzhner (1993: 99).

Phytocoris (*Eckerleinius*) *platydens* – Kerzhner & Josifov 1999: 143.

Type material

Lectotype

RUSSIA • ♂; "Khodzhal-Makhi [= Khodzhalmakhi], Darg[insky] Distr[ict] Dagest[an]; Ryabov leg.; 27.IX.[1]932 // *Phytocoris platydens* sp. n. Kerzhner det. [1]960 // Lectotypus *Phytocoris* (*Ktenocoris*) *platydens* design. Kerzh."; ZISP, INS_HEM_0000271.

Type locality

Russia: Dagestan Republic, Khodzhalmakhi; 42.4, 47.17.

Current status

Valid species, current combination: *Phytocoris* (*Eckerleinius*) *platydens* Kerzhner, 1964.

Phytocoris (***Ktenocoris***) ***rjabovi*** Kerzhner, 1964
Fig. 44D
https://doi.org/10.5281/zenodo.12208677

Phytocoris (*Ktenocoris*) *rjabovi* Kerzhner, 1964a: 731. Lectotype designated by Kerzhner (1993: 99).

Phytocoris (*Eckerleinius*) *rjabovi* – Kerzhner & Josifov 1999: 143.

Type material

Lectotype

RUSSIA • ♂; "Khodzhal-Makhi [= Khodzhalmakhi], Dagestan; Ryabov leg.; 20 VI [1]944 // pict[ure of] gen[italia] // *Phytocoris rjabovi* sp. n. Kerzhner det. [1]960 // Lectotypus *Phytocoris* (*Ktenocoris*) *rjabovi* design. Kerzh."; ZISP, INS_HEM_0000282.

Type locality

Russia: Dagestan Republic, Khodzhalmakhi; 42.4, 47.17.

Current status

Valid species, current combination: *Phytocoris* (*Eckerleinius*) *rjabovi* Kerzhner, 1964.

Phytocoris* (*Ktenocoris*) *tauricus Kerzhner, 1964

Fig. 45A

https://doi.org/10.5281/zenodo.12208690

Phytocoris (*Ktenocoris*) *tauricus* Kerzhner, 1964a: 731. Lectotype designated by Kerzhner (1993: 99).

Phytocoris (*Eckerleinius*) *tauricus* – Kerzhner & Josifov 1999: 144.

Type material

Lectotype

RUSSIA • ♂; "Crimea; 8.VI.1914; [A. Kiritshenko – crossed out] // Golovleva leg. // coll[ection of] Kiritshenko // *Phytocoris tauricus* sp. n. Kerzhner det. [1]960 // Lectotypus *Phytocoris* (*Ktenocoris*) *tauricus* design. Kerzh."; ZISP, INS_HEM_0000272.

Type locality

Russia: Crimea Republic, Koktebel; 44.95, 35.23.

Current status

Valid species, current combination: *Phytocoris* (*Eckerleinius*) *tauricus* Kerzhner, 1964.

Phytocoris* (*Ktenocoris*) *triodontus Kerzhner, 1962

Fig. 45B

https://doi.org/10.5281/zenodo.12208807

Phytocoris (*Ktenocoris*) *triodontus* Kerzhner, 1962b: 143.

Phytocoris (*Eckerleinius*) *triodontus* – Kerzhner & Josifov 1999: 144.

Type material

Holotype

KAZAKHSTAN • ♂; "Topolevka, Sarkand D[istrict], Dzhungar Alat[au]; Kerzhner leg.; 7.VII.[1]957 // 199 // Holotypus *Phytocoris* (*Ktenocoris*) *triodontus* Kerzh. Kerzhner det."; ZISP, INS_HEM_0000270.

Type locality

Kazakhstan: Jetisu Province, Dzhungar Alatau Mts, Topolevka, 40 km E of Sarkand; 45.4, 80.33.

Current status

Valid species, current combination: *Phytocoris* (*Eckerleinius*) *triodontus* Kerzhner, 1962.

Phytocoris* (*Phytocoris*) *pallidicollis Kerzhner, 1977

Fig. 45C

https://doi.org/10.5281/zenodo.12227612

Phytocoris (*Phytocoris*) *pallidicollis* Kerzhner, 1977a: 10.

Type material

Holotype

RUSSIA • ♂; "Dubovoe near Golovnino, Kunashir [Island]; Kerzhner leg.; 31.VIII.[1]973 // 40/9, *Betula* // Holotypus *Phytocoris pallidicolli*s Kerzh."; ZISP, INS_HEM_0000280.

Type locality

Russia: Kunashir Island, Dubovoe near Golovnino; 43.73, 145.55.

Current status

Valid species.

Phytocoris* (*Phytocoris*) *scotinus Kerzhner, 1977

Fig. 45D

https://doi.org/10.5281/zenodo.13348097

Phytocoris (*Phytocoris*) *scotinus* Kerzhner, 1977a: 8. Synonymized with *Phytocoris* (*Phytocoris*) *ohataensis* Linnavuori, 1963 by Yasunaga & Schwarz (2015: 43).

Type material

Holotype

RUSSIA • ♂; "Mendeleev volcano, Kunashir [Island]; Kerzhner leg.; 11.VIII.973 // 32/8 *Picea glehnii* // Holotypus *Phytocoris scotinus* Kerzh."; ZISP, INS_HEM_0000279.

Type locality

Russia: Kunashir Island, Mendeleev volcano; 43.98, 145.75.

Current status

Synonym of *Phytocoris* (*Phytocoris*) *ohataensis* Linnavuori, 1963.

Phytocoris* (*Phytocoris*) *shabliovskii Kerzhner, 1988

Fig. 46A

https://doi.org/10.5281/zenodo.12232975

Phytocoris (*Phytocoris*) *shabliovskii* Kerzhner, 1988a: 821. Lectotype designated by Kerzhner (1988b: 39, as holotype).

Type material

Lectotype

RUSSIA • ♂; "Suputinsky [= Ussuriysky] Nature Reserve, S[outh] Primorye; Shabliovskiy leg.; 22-23.8.[1]970 // at light // Holotypus *Phytocoris shabliovskii* sp. n. Kerzhner det.[1] 981 // Lectotypus *Phytocoris* (*Phytocoris*) *shabliovskii* design. Kerzh. 1987"; ZISP, INS_HEM_0000276.

Type locality

Russia: Primorsk Territory, Ussuriysky Nature Reserve; 43.62, 132.3.

Current status

Valid species.

Phytocoris (***Ribautomiris***?) ***scitulus frater*** Kerzhner, 1964
Fig. 46B
https://doi.org/10.5281/zenodo.12234453

Phytocoris (*Ribautomiris*?) *scitulus frater* Kerzhner, 1964a: 729.

Type material

Holotype
RUSSIA • ♂; "Kerch, Crimea; 7.VIII.[1]918; Kiritshenko leg. // Holotypus *Phytocoris scitulus frater* Kerzh."; ZISP, INS_HEM_0000281.

Type locality

Russia: Crimea Republic, Kerch; 45.33, 36.45.

Current status

Valid subspecies, current combination: *Phytocoris* (*Exophytocoris*) *scitulus frater* Kerzhner, 1964 (see Linnavuori 1999).

Phytocoris (***Soosocapsus***) ***ferghanensis*** Rosenzweig, 2000
Fig. 46C
https://doi.org/10.5281/zenodo.12235303

Phytocoris (*Soosocapsus*) *ferghanensis* Rosenzweig, 2000: 297.

Type material

Holotype
KYRGYZSTAN • ♂; "Kirgizia, Issykkul Prov[ince]. Ming-Kush; Saluk S. leg.; V. 9.7.1994 // Holotypus *ferghanensis* Rosenzweig // *Phytocoris* (*Soosocapsus*) *ferghanensis* sp. n."; ZISP, INS_HEM_0000302.

Type locality

Kyrgyzstan: Issyk-kul Province, Min-Kush; 41.68, 74.46.

Current status

Valid species.

Phytocoris (***Soosocapsus***) ***kalidii*** Trapeznikova, 2009
Fig. 46D
https://doi.org/10.5281/zenodo.12261630

Phytocoris (*Soosocapsus*) *kalidii* Trapeznikova, 2009: 813.

Type material

Holotype
MONGOLIA • ♂; "Mongolia, Gobialtay [= Govi-Altai] aimak, Shargyn-Gobi, 10 km NE and E of Bayan; Kerzhner leg.; 23.VIII.[1]967 // *Kalidium gracile* // Holotypus *Phytocoris kalidii* Trap. det."; ZISP, INS_HEM_0000306.

Type locality

Mongolia: Govi-Altai Aimag, Shargyn-Gobi, 10 km northeast-east of Bayan; 46.12, 95.73.

Current status

Valid species.

Phytocoris* (*Soosocapsus*) *kozlovi Trapeznikova, 2009
Fig. 47A
https://doi.org/10.5281/zenodo.12265584

Phytocoris (*Soosocapsus*) *kozlovi* Trapeznikova, 2009: 816.

Type material

Holotype
MONGOLIA • ♂; "Mongolia, South-Gobi [= Ömnögovi] Aimak, 60 km E of Talyn-Bilgekh-Bulak Spring; Kozlov leg.; 17-19.VIII.[1]969 // at light // Holotypus *Ph. kozlovi* Trap."; ZISP, INS_HEM_0000307.

Type locality

Mongolia: Omnogovi Aimag, 60 km E of Talyn-Bilgekh-Bulak Spring; 42.95, 99.97.

Current status

Valid species.

Phytocoris* (*Soosocapsus*) *luppovae Trapeznikova, 2012
Fig. 47B
https://doi.org/10.5281/zenodo.12275775

Phytocoris (*Soosocapsus*) *luppovae* Trapeznikova, 2012: 861.

Type material

Holotype
KAZAKHSTAN • ♂; "Zhenishke-sor, B[olshie] Barsuki [= Ulken Borsyk], Turg[ay District]; Luppova 25.VI.[1]931 // Holotypus Ph. luppovae Trap. Trapeznikova det."; ZISP, INS_HEM_0000299.

Type locality

Kazakhstan: Aktobe Province, Zhenishkesor, Ulken Borsyk sands; 47.7, 59.7.

Current status

Valid species.

Phytocoris* (*Soosocapsus*) *reaumuriae Trapeznikova, 2009
Fig. 47C
https://doi.org/10.5281/zenodo.12297812

Phytocoris (*Soosocapsus*) *reaumuriae* Trapeznikova, 2009: 815.

Phytocoris (*Soosocapsus*) *reaumuriae* – Aukema *et al.* 2013: 229 (fixation of the species name with different spellings in the original description).

Type material

Holotype

MONGOLIA • ♂; "Mongolia, East.-Gob. [East Gobi] aimak, 10 km N of Khara-Airag; Kerzhner leg. [G. Medvedev – crossed out]; 12.VI.[1]971 // *Reaumuria* // Holotypus *Phytocoris reaumuriae* Trap. det."; ZISP, INS_HEM_0000308.

Type locality

Mongolia: Govi-Altai Aimag, 10 km N of Khara-Airag; 45.89, 109.32.

Current status

Valid species.

Pinalitus nigriceps Kerzhner, 1988
Fig. 47D
https://doi.org/10.5281/zenodo.12318232

Pinalitus nigriceps Kerzhner, 1988a: 812. Lectotype designated by Kerzhner (1988b: 32, as holotype).

Type material

Lectotype

RUSSIA • ♂; "Primorsky Territory, Khasan Distr[ict], Vityaz [Bay], 15 km S of Sukhanovka; Kerzhner leg.; 12.VII.1982 // 2v/5 // Lectotypus *Pinalitus nigricep*s design. Kerzh. 1987"; ZISP, INS_HEM_0000265.

Type locality

Russia: Primorsky Territory, Khasan District, Vityaz Bay, 15 km S of Sukhanovka; 42.59, 131.18.

Current status

Valid species.

Poeciloscytus brevicornis var. ***pallidonotus*** Kiritshenko, 1952
Fig. 48A
https://doi.org/10.5281/zenodo.12319844

Poeciloscytus brevicornis var. *pallidonotus* Kiritshenko, 1952: 186. Synonymized with the nominal species by Kerzhner & Josifov (1999: 169). Lectotype designated by Kerzhner *et al.* (1997: 132).

Type material

Lectotype

TAJIKISTAN • ♀; "[golden circle] // Kondara Mts Range, 1100 m, Varzoba V[alley], Taj[ikistan]; Gussakovskiy leg.; 22 VIII [19]37 // Lectotypus *P. brevic.* var. *pallidonotus* Kir. design. Kerzhner"; ZISP, INS_HEM_0000316.

Type locality

Tajikistan: Kondara Mts Range, Varzob River Valley, N of Dushanbe; 38.83, 68.83.

Current status

Synonym of *Polymerus* (*Poeciloscytus*) *brevicornis* Kiritshenko, 1952.

Poeciloscytus funestus Reuter, 1906
Fig. 48B
https://doi.org/10.5281/zenodo.12501632

Poeciloscytus funestus Reuter, 1906: 48. Synonymized with *Polymerus* (*Polymerus*) *pekinensis* Horváth, 1901 by Gapon (2014: 34). Lectotype designated by Kerzhner *et al.* (1997: 128).

Type material

Lectotype

CHINA • ♀; "Sichuan, north[ern] vall[ey], near Tatsienlu; Potan[in] leg.; 14 VII [18]93. // *Poeciloscytus funestus* Reut. n. sp. Typ. // Lectotypus *Poecil. funestus* Reut. design. Kerzhner"; ZISP, INS_HEM_0000814.

Type locality

China: Sichuan, near Tatsienlu; 30.0, 101.96.

Current status

Synonym of *Polymerus* (*Polymerus*) *pekinensis* Horváth, 1901.

Poeciloscytus intermedius Jakovlev, 1876
Fig. 48C
https://doi.org/10.5281/zenodo.12501912

Poeciloscytus intermedius Jakovlev, 1876b: 226. Synonymized with *Polymerus* (*Poeciloscytus*) *vulneratus* Panzer, 1806 by Reuter (1896: 58).

Type material

Holotype

RUSSIA • ♂; "Ter // *intermedius* // coll[ection of] V. Jakovlev. // Holotypus *Poeciloscytus intermedius* Jak."; ZISP, INS_HEM_0000317.

Type locality

Russia: Saratov Province, Khvalynsk District; 52.5, 48.1.

Current status

Synonym of *Polymerus* (*Poeciloscytus*) *vulneratus* Panzer, 1806.

Polymerias lonicerae Yasunaga, 1997
Fig. 48D
https://doi.org/10.5281/zenodo.12325740

Polymerias lonicerae Yasunaga, 1997: 118. Synonymized with *Polymerias opacipennis* (Lindberg, 1934) by Rosenzweig (1997: 157).

Type material

Holotype

RUSSIA • ♂; "*Lonicera* sp. // (S. PRIMOR'YE) Ryazanovka River, 50m, 12km SW of Slavyanka; 29.V.1992; T. Yasunaga leg. // Holotype *Polymerias lonicerae* Yasunaga"; ZISP, INS_HEM_0000229.

Type locality

Russia: Primorsky Territory, Khasan District, Ryazanovka River, 12 km SW of Slavyanka; 42.80, 131.27.

Current status

Synonym of *Polymerias opacipennis* (Lindberg, 1934).

Polymerus (***Pachycentrum***) ***unciniger*** Gapon, 2014
Fig. 49A
https://doi.org/10.5281/zenodo.12335457

Polymerus (*Pachycentrum*) *unciniger* Gapon, 2014: 26.

Type material

Holotype

RUSSIA • ♂; "Altai [Territory], shore of Teletskoe Lake; Yurganova leg.; 21.VI.[19]12 // Holotypus *Polymerus* (*Pachycentrum*) *unciniger* Gapon"; ZISP, INS_HEM_0000812.

Type locality

Russia: Altai Territory, shore of Teletskoe Lake; 51.8, 87.24.

Current status

Valid species.

Polymerus (***Polymerus***) ***amurensis*** Kerzhner, 1988
Fig. 49B
https://doi.org/10.5281/zenodo.12502233

Polymerus (*Polymerus*) *amurensis* Kerzhner, 1988a: 798. Lectotype designated by Kerzhner (1988b: 15, as holotype).

Type material

Holotype

RUSSIA • ♂; "Yakovlevka, Spas[sky] u[ezd = Spassky District] Ussur[ysk] Terr[itory = Primorsky Territory]; 8.VII.[1]926; Dyakonv [and] Filipiev leg. // Holotypus *Polymerus amurensis* Kerzh. Kerzhner det. [1]981"; ZISP, INS_HEM_0000815.

Type locality

Russia: Primorsky Territory, Spassky District, Yakovlevka; 44.4, 133.45.

Current status

Valid species.

Polymerus* (*Polymerus*) *russatus Gapon, 2014
Fig. 49C
https://doi.org/10.5281/zenodo.12341735

Polymerus (*Polymerus*) *russatus* Gapon, 2014: 33.

Type material

Holotype
RUSSIA • ♂; "Petr[ovsk = Makhachkala] // [empty green mounting board] // coll[ection of] V. Jakovlev. // Holotypus *Polymerus* (*Polymerus*) *russatus* Gapon, 2014"; ZISP, INS_HEM_0000813.

Type locality

Russia: Dagestan Republic, Makhachkala; 42.97, 47.5.

Current status

Valid species.

Polymerus varicornis Jakovlev, 1904
Fig. 49D
https://doi.org/10.5281/zenodo.12342695

Polymerus varicornis Jakovlev, 1904: 94. Lectotype designated by Josifov & Kerzhner (1972: 156).

Proboscidocoris varicornis – Josifov & Kerzhner 1972: 156.

Type material

Lectotype
REPUBLIC OF KOREA • ♀; "[golden circle] // Fusan [= Pusan]; 13.VIII.1900; P. Shmidt leg. // [paper rectangle] // coll[ection of] V. Jakovlev. // Lectotypus ♀ *Polymerus varicornis* Jak. design. Kerzhner 1995"; ZISP, INS_HEM_0000319.

Type locality

Republic of Korea: Pusan; 35.16, 129.09.

Current status

Valid species, current combination: *Proboscidocoris varicornis* (Jakovlev, 1904).

Pycnopterna persica Reuter, 1876
Fig. 50B
https://doi.org/10.5281/zenodo.12343916

Pycnopterna persica Reuter, 1876: 5. For holotype details, see Jakovlev (1877b: 70).

Miris persica – Carvalho 1959: 167.
Miris persicus – Steyskal 1973: 207.

Type material

Holotype

IRAN • ♀; "[golden circle] // 421 // [paper square] // *Pycnopterna persica* Reut. (Typ.) // coll[ection of] V. Jakovlev // *Pycnopterna persica* O. M. Reuter det. // Holotypus"; ZISP, INS_HEM_0000239.

Type locality

Iran: Golestan Province, Gorgan; 36.83, 54.42.

Current status

Valid species, current combination: *Miris persicus* (Reuter, 1876).

Pycnopterna suturalis Jakovlev, 1883
Fig. 50C
https://doi.org/10.5281/zenodo.12381461

Pycnopterna suturalis Jakovlev, 1883: 110. Lectotype designated by Kerzhner *et al.* (1997: 135).

Odontoplatys suturalis – Carvalho 1959: 174.

Type material

Lectotype

GEORGIA • ♂; "Borj[omi] // [golden circle] // *P. suturalis* // coll[ection of] V. Jakovlev. // *Pycnopterna suturalis* Jak. B. Jakowlew det. // Lectotypus ♂ *Pycnopterna suturalis* Jak. design. Kerzhner [19]95"; ZISP_ENT 00000443.

Type locality

Georgia: Borjomi; 41.84, 43.38.

Current status

Valid species, current combination: *Odontoplatys suturalis* (Jakovlev, 1883).

Reuterista unicolor Rosenzweig, 1997
Fig. 50D
https://doi.org/10.5281/zenodo.12384922

Reuterista unicolor Rosenzweig, 1997: 153.

Type material

Holotype

UZBEKISTAN • ♂; "65 km SE of Uchkuduk, Centr[al] Kyzylkum; Kerzhner leg.; 7 V [1]966 // Holotypus *unicolor* Rosenzw."; ZISP, INS_HEM_0000320.

Type locality

Uzbekistan: Bukhara Province, 65 km SE of Uchkuduk; 40.38, 64.14.

Current status

Valid species.

Salignus duplicatus medius Kerzhner, 1979
Fig. 51A
https://doi.org/10.5281/zenodo.12387154

Salignus duplicatus medius Kerzhner, 1979: 33.

Type material

Holotype
RUSSIA • ♂; "foot of Mt Chekhova, S[outh] Sakhalin [Island]; hibernation under birch bark; Kuporosov leg.; 27.III.1970 // Holotypus *Salignus duplicatus medius* Kerzh."; ZISP, INS_HEM_0000322.

Type locality

Russia: Sakhalin Island., Mt. Chekhova; 47.01, 142.84.

Current status

Valid subspecies.

Stenotus caucasicus Akramovskaya & Kerzhner, 1978
Fig. 51B
https://doi.org/10.5281/zenodo.12493340

Stenotus caucasicus Akramovskaya & Kerzhner, 1978: 825.

Type material

Holotype
RUSSIA • ♂; "Azgen R[iver], tr[ibutary of] Teberda [River], Kub[an] Prov[ince]; 1-02 VII [1]915; Bogdanov-Katkov leg. // Holotypus *Stenotus caucasicus* Akram. + Kerzh."; ZISP, INS_HEM_0000185.

Type locality

Russia: Karachay-Cherkessia Republic, Azgen, tributary of Teberda River; 43.47, 41.68.

Current status

Valid species.

Stenotus sareptanus Jakovlev, 1877
Fig. 143B
https://doi.org/10.5281/zenodo.12482282

Stenotus sareptanus Jakovlev, 1877a: 289. Synonymized with *Stenotus binotatu*s Fabricius, 1794 by Reuter (1885: 159). Lectotype designated by Akramovskaya & Kerzhner (1978: 825).

Type material

Lectotype
RUSSIA • ♂; "[golden circle] // *Oncognathus* J. n. g. // coll[ection of] V. Jakovlev. // Lectotypus ♂ *Stenotus sareptanus* Jak. design. Kerzhner, 1972"; ZISP, INS_HEM_0000817.

Type locality

Russia: Volgograd Province, Krasnoarmeysky District of Volgograd; 48.5, 44.48.

Current status

Synonym of *Stenotus binotatus* Fabricius, 1794.

Note

The lectotype is much damaged, with only fragments of legs and antennae left (Akramovskaya & Kerzhner 1978: 825).

Stenotus tesquorum Akramovskaya & Kerzhner, 1978

Fig. 51C

https://doi.org/10.5281/zenodo.12494329

Stenotus tesquorum Akramovskaya & Kerzhner, 1978: 827.

Type material

Holotype

KAZAKHSTAN • ♂; "40 km S of Zhana-Arka [= Atasu], Karagand[a] Prov[ince]; Kerzhnr leg.; 11 VII [1]960 // *Agropyrum cristatus*. // Holotypus *Stenotus tesquorum* Akram. + Kerzh."; ZISP, INS_HEM_0000186.

Type locality

Kazakhstan: Karaganda Province, 40 km S of Atasu, Koksengir Hills; 48.37, 71.67.

Current status

Valid species.

Systratiotus aterrimus Jakovlev, 1889

Fig. 51D

https://doi.org/10.5281/zenodo.12495234

Systratiotus aterrimus Jakovlev, 1889a: 69. Synonymized with *Polymerus carpathicus* Horváth, 1882 by Reuter (1891: 191). Lectotype designated by Kerzhner *et al.* (1997: 125).

Type material

Lectotype

RUSSIA • ♀; "[golden circle] // *aterrimus* // coll[ection of] V. Jakovlev. // Lectotypus ♀ *Systratiotus aterrimus* Jak. design. Kerzhner [19]95"; ZISP_ENT 00002237.

Type locality

Russia: Irkutsk Province, Verkholensk Mts, near Irkutsk; 52.33, 104.29.

Current status

Synonym of *Polymerus* (*Pachycentrum*) *carpathicus* Horváth, 1882.

Tinginotum pini Kulik, 1965
Fig. 52A
https://doi.org/10.5281/zenodo.12496538

Tinginotum pini Kulik, 1965b: 1503.

Type material

Holotype
RUSSIA • ♂; "Suputinsky [= Ussuriysky] Nature Reserve, Primorsk[y] Territory; 15.VIII.[19]64; S. Kulik leg. // Cedar // Holotypus *Tinginotum pin*i Kulik det."; ZISP, INS_HEM_0000331.

Type locality

Russia: Primorsky Territory, Ussuriysky Nature Reserve; 43.62, 132.3.

Current status

Valid species.

Tinginotum rostratum Kerzhner, 1973
Fig. 52B
https://doi.org/10.5281/zenodo.12496808

Tinginotum rostratum Kerzhner, 1973: 284.

Type material

Holotype
RUSSIA • ♂; "S of Mt. Oblachnaya, South Primorye; mixed forest; Kerzhner leg.; 8.8.[1]963 // Holotypus ♂ *Tinginotum rostratum* Kerzh."; ZISP, INS_HEM_0000332.

Type locality

Russia: Primorsky Territory, Sikhote-Alin, Mt. Oblachnaya; 43.69, 134.2.

Current status

Valid species.

Tribe Stenodemini China, 1943
Acetropis longirostris rossica Puton, 1875
Fig. 52C
https://doi.org/10.5281/zenodo.11957984

Acetropis longirostris rossica Stichel, 1957: 564. Synonymized with *Acetropis longirostris* Puton, 1875 by Štys (1973: 1). Lectotype designated by Kerzhner *et al.* (1997: 134).

Type material

Lectotype
RUSSIA • ♀; "49 // [golden square] // Sarepta [Krasnoarmeysky District of Volgograd] // *longirostris* // coll[ection of] V. Jakovlev // *Acetropis longirostris* Put. [B. Jakowlew - crossed out] det. Puton // Lectotypus *Acetr. lon. rossica* Stichel design. Kerzhner"; ZISP, INS_HEM_0000127.

Type locality

Russia: Volgograd Province, Krasnoarmeysky District of Volgograd; 48.5, 44.48.

Current status

Synonym of *Acetropis* (*Acetropis*) *longirostris* Puton, 1875.

Brachytropis pilosa Jakovlev, 1889
Fig. 52D
https://doi.org/10.5281/zenodo.12502519

Brachytropis pilosa Jakovlev, 1889c: 243. Lectotype designated by Muminov (1989d: 131).

Stenodema (*Brachystira*) *pilosum* – Carvalho 1959: 301.
Stenodema (*Brachystira*) *pilosa* – Steyskal 1973: 208. — Kerzhner & Josifov 1999: 192. — Namyatova *et al.* 2024: 261.

Type material

Lectotype
CHINA • ♀; "Cherchen [= Qiemo]; 11.VI.[18]85; Przhevalskiy leg. // F. // [golden circle] // *Br. pilosa* n. s. // coll[ection of] V. Jakovlev. // Lectotypus ♀ *Brachytropis pilosa* Jak. design. Kerzhner [19]95"; ZISP, INS_HEM_0000323.

Type locality

China: Xinjiang, oasis of Cherchen; 38.13, 85.54.

Current status

Valid species, current combination: *Stenodema* (*Brachystira*) *pilosa* Jakovlev, 1889.

Leptopterna emeljanovi Vinokurov, 1982
Fig. 53A
https://doi.org/10.5281/zenodo.12505121

Leptopterna emeljanovi Vinokurov, 1982a: 105.

Type material

Holotype
KAZAKHSTAN • ♂; "// Ak-suat [= Aksuat] Lake, 250 km S of Kustanay, Kazakh[stan]; Formozov leg.; 11 VI [1]935"; ZISP, INS_HEM_0000220.

Type locality

Kazakhstan: Kustanay Province, Aksuat Lake, 250 km S of Kustanay; 51.41, 64.47.

Current status

Valid species.

Leptopterna euxina Vinokurov, 1982
Fig. 53B
https://doi.org/10.5281/zenodo.12506533

Leptopterna euxina Vinokurov, 1982a: 100.

Type material

Holotype
RUSSIA • ♂; "Teberda Nature Reserve, North Caucasus; Arens L. leg.; 30 VII [1]956 // Holotypus ♂ *Leptopterna euxina* sp. n. Vinokurov; Теберда"; ZISP, INS_HEM_0000222.

Type locality

Russia: Karachay-Cherkessia Republic, Teberda Nature Reserve; 43.45, 41.73.

Current status

Valid species.

Leptopterna inopinata Vinokurov, 1982
Fig. 53C
https://doi.org/10.5281/zenodo.12506616

Leptopterna inopinata Vinokurov, 1982a: 111.

Type material

Holotype
AZERBAIJAN • ♂; "Sarydzha Steppe, N of Evlakh [= Yevlax] Azerb[aijan]; Bogachev leg.; 25 V [1]948 // Holotypus ♂ *Leptopterna inopinata* sp. n. Vinokurov"; ZISP, INS_HEM_0000225.

Type locality

Azerbaijan: Sarydzha Steppe, N of Yevlax; 40.6, 47.13.

Current status

Valid species.

Leptopterna kerzhneri Vinokurov, 1982
Fig. 53D
https://doi.org/10.5281/zenodo.12506645

Leptopterna kerzhneri Vinokurov, 1982a: 103.

Type material

Holotype
RUSSIA • ♂; "Matakutan R[iver], Malokurilskoe, Shikotan [Island]; Narchuk leg.; 16.VIII.[1]971 // Holotypus ♂ *L. kerzhneri* Vinokurov, sp. n.; p."; ZISP, INS_HEM_0000223.

Type locality

Russia: Sakhalin Province, Shikotan Island, Malokurilskoe, Matakutan River; 43.84, 146.82.

Current status

Valid species.

Leptopterna putshkovi Vinokurov, 1982
Fig. 54A
https://doi.org/10.5281/zenodo.12506765

Leptopterna putshkovi Vinokurov, 1982a: 114.

Type material

Holotype
AZERBAIJAN • ♂; "Azerbaijan SSR, Dzhoni 1700m; Putshkov leg.; 5 VII 1977 // Holotypus *Leptopterna putshkovi* Vinokurov sp. n."; ZISP, INS_HEM_0000224.

Type locality

Azerbaijan: Talysh Mts, Dzhoni; 38.6, 48.5.

Current status

Valid species.

Leptopterna ruficornis Vinokurov, 1982
Fig. 54B
https://doi.org/10.5281/zenodo.12506912

Leptopterna ruficornis Vinokurov, 1982a: 102.

Type material

Holotype
RUSSIA • ♂; "Yuzhno-Ussuriysky u[ezd = Primorsky Territory] Valley of Odarka [River], 25 verst [26.7 km] from Evgenievka Station [= Spassk-Dalniy]; 30.VI.1911; A. Cherskiy leg. // coll[ection of] Kiritshenko // picture // Holotypus ♂ *Leptopterna ruficornis* sp. n. Vinokurov"; ZISP, INS_HEM_0000221.

Type locality

Russia: Primorsky Territory, Valley of Odarka River, 27 km of Spassk-Dalny; 44.63, 132.92.

Current status

Valid species.

Myrmecoris rubricatus Jakovlev, 1882
Fig. 54C
https://doi.org/10.5281/zenodo.12507151

Myrmecoris rubricatus Jakovlev, 1882b: 362. Synonymized with *Myrmecoris gracilis* (R.F. Sahlberg, 1848) by Kerzhner (1997a: 245).

Type material

Holotype

RUSSIA • ♂; "*Myrmecoris rubricatus* Jak. Oshanin det. // *Hipporhynchus bifasciatus mini* // [golden circle] // 930 // *M. gracilis* subsp. *rubricatus* Jak. Kerzhner det. [1]962 // Holotypus *Myrmecoris rubricatus*"; ZISP, INS_HEM_0000240.

Type locality

Russia: Orenburg; 51.8, 55.18.

Current status

Synonym of *Myrmecoris gracilis* (R.F. Sahlberg, 1848).

Notostira caucasica var. ***depicta*** Reuter, 1911

Fig. 54D

https://doi.org/10.5281/zenodo.12507611

Notostira caucasica var. *depicta* Reuter, 1911: 327. Synonymized with *Notostira elongata* (Geoffroy, 1785) by Kerzhner *et al.* (1997: 127).

Type material

Holotype

AZERBAIJAN • ♀; "Elisabp. [Elisabethpol] // N. Reuteri // Elisabethpol [= Ganja]; coll[ection of] V. Jakovlev // *N. caucasica* (Kol.). Ab. *depicta* Reut. // Holotypus var. *depicta* Reut."; ZISP, INS_HEM_0000255.

Type locality

Azerbaijan: Ganja; 40.68, 46.36.

Current status

Synonym of *Notostira elongata* (Geoffroy, 1785).

Notostira sibirica Golub, 1978

Fig. 55A

https://doi.org/10.5281/zenodo.12507876

Notostira sibirica Golub, 1978: 1361.

Type material

Holotype

RUSSIA • ♂; "17 v[erst] of II station Amginsk-Yakut[sky] tract [~ 50 km NW of Amga]; 14 VIII [19]25 L. Bianchi leg. // Yakutian expedAN [= expedition of the Academy of Sciences] // Holotypus ♂ *Notostira sibirica* Golub"; ZISP, INS_HEM_0000256.

Type locality

Russia: Yakutia Republic, about 50 km NW of Amga; 61.12, 131.18.

Current status

Valid species.

Stenodema chinense Reuter, 1904

Fig. 55B

https://doi.org/10.5281/zenodo.12507930

Stenodema chinense Reuter, 1904e: 19. Lectotype designated by Kerzhner *et al.* (1997: 126).

Stenodema (*Stenodema*) *chinense* – Carvalho 1959: 303.

Stenodema (*Stenodema*) *chinensis* – Steyskal 1973: 208. — Kerzhner & Josifov 1999: 193. — Namyatova *et al.* 2024: 253.

Type material

Lectotype

CHINA • ♀; "Sichuan, Shubagu River; Potan[in] leg.; 8 VIII [18]93. // *Stenodema chinense* Reut. Typ. // Lectotypus *Stenod. chinense* Reut. design. Kerzhner"; ZISP, INS_HEM_0000327.

Type locality

China: Sichuan, Shubagu River.

Current status

Valid species, current combination: *Stenodema* (*Stenodema*) *chinensis* Reuter, 1904.

Stenodema crassipes Kiritshenko, 1931

Fig. 55C

https://doi.org/10.5281/zenodo.12507976

Stenodema crassipes Kiritshenko, 1931: 103. Lectotype designated by Kerzhner *et al.* (1997: 127).

Stenodema (*Stenodema*) *crassipes* – Carvalho 1959: 303. — Kerzhner & Josifov 1999: 194. — Namyatova *et al.* (2024): 254.

Type material

Lectotype

KYRGYZSTAN • ♀; "Alay Vall[ey], Sary-Tash Tract; Reinhardt leg.; 29 VI [1]928 // Lectotypus *Stenod. crassipes* Kir. design. Kerzhner"; ZISP, INS_HEM_0000324.

Type locality

Kyrgyzstan: Osh Province, Sary-Tash; 39.73, 73.24.

Current status

Valid species, current combination: *Stenodema* (*Stenodema*) *crassipes* Kiritshenko, 1931.

Stenodema khenteica Muminov, 1989
Fig. 55D
https://doi.org/10.5281/zenodo.12508270

Stenodema khenteica Muminov, 1989d: 133.

Stenodema (*Stenodema*) *khenteica* – Kerzhner & Josifov 1999: 194. — Namyatova *et al.* 2024: 253.

Type material

Holotype
MONGOLIA • ♂; "con[fluence of] Zakhorin-Gol [River = Dzaharyn-Gol] and Menza [River], N[orthern] Khentei; Kondratieva leg.; 19 IX [1]927 N Khentei, Kondratieva 19.IX.927 // Holotypus *Stenodema khenteica* Mum. Muminov det."; ZISP, INS_HEM_0000325.

Type locality

Mongolia: Töv Aimag, Northern Khentii Mts, confluence of Dzakhryn-Gol and Menza Rivers; 48.87, 108.37.

Current status

Valid species, current combination: *Stenodema* (*Stenodema*) *khenteica* Muminov, 1989.

Stenodema plebejum Reuter, 1904
Fig. 56A
https://doi.org/10.5281/zenodo.12508320

Stenodema plebejum Reuter, 1904e: 17. Lectotype designated by Kerzhner *et al.* (1997: 133).

Stenodema (*Stenodema*) *plebeja* – Carvalho 1959: 306. — Steyskal 1973: 208. — Kerzhner & Josifov 1999: 196. — Namyatova *et al.* 2024: 253.

Type material

Lectotype
CHINA • ♀; "Sichuan, Shubagu River; Potan[in] leg.; 8 VIII [18]93. // *Stenodema plebejum* Reut. Typ. // Lectotypus *Stenod. plebejum* Reut. design. Kerzhner"; ZISP, INS_HEM_0000326.

Type locality

China: Sichuan, Shubagu River, Tatsienlu; 30.05, 102.03.

Current status

Valid species, current combination: *Stenodema* (*Stenodema*) *plebeja* Reuter, 1904.

Teratocoris coriaceus Vinokurov, 1995
Fig. 56B
https://doi.org/10.5281/zenodo.13756942

Teratocoris coriaceus Vinokurov in Vinokurov & Kanyukova, 1995: 51.

Type material

Holotype

RUSSIA • ♀; "Kosh-Agach, Altai, 40-60 km E [of Kosh-Agach]; Kerzhner leg.; 23/VII [1]964 // Holotypus ♂ *Teratocoris coriaceus* Vinokurov, sp. n."; ZISP, INS_HEM_0000330.

Type locality

Russia: Altai Republic, 40-60 km E of Kosh-Agach; 49.98, 88.63.

Current status

Valid species.

Teratocoris depressus Kerzhner, 1979
Fig. 56C
https://doi.org/10.5281/zenodo.12508650

Teratocoris depressus Kerzhner, 1979: 35.

Type material

Holotype

RUSSIA • ♂; "Krabozavodsk [= Krabozavodskoe], Shikotan [Island]; Kerzhner leg.; 17.VIII.[1]973 // Holotypus *Teratocoris depressus* Kerzh."; ZISP, INS_HEM_0000329.

Type locality

Russia: Shikotan Island, Krabozavodskoe, Krabovaya River; 43.82, 146.75.

Current status

Valid species.

Teratocoris ussuriensis Kerzhner, 1988
Fig. 56D
https://doi.org/10.5281/zenodo.12508709

Teratocoris ussuriensis Kerzhner, 1988a: 823. Lectotype designated by Kerzhner (1988b: 41, as holotype).

Type material

Lectotype

RUSSIA • ♂; "Khanka Lake, W of Spassk [= Spassk-Dalny], South[ern] Primorye [Primorsky Territory]; Kerzhner leg.; 19 VIII [1]963 // Holotypus *Teratocoris antennatus ussuriensis* Kerzh. // Lectotypus *Teratocoris ussuriensis* design. Kerzh. 1987"; ZISP, INS_HEM_0000328.

Type locality

Russia: Primorsky Territory, Khanka Lake, W of Spassk-Dalny; 44.58, 132.42.

Current status

Valid species.

Trigonotylus bianchii Kiritshenko, 1926
Fig. 57A
https://doi.org/10.5281/zenodo.12509253

Trigonotylus bianchii Kiritshenko, 1926: 27. Synonymized with *Trigonotylus viridis* (Provancher, 1872) by Golub (1989: 154). Lectotype designated by Golub (1989: 156).

Type material

Lectotype
RUSSIA • ♀; "[golden circle]// Klyuchevskoe [= Klyuchi] Vill[age] on Kamchatka R[iver]; V. Bianchi leg.; 13.VII.[19]08 // *Trigonotylus antennalis* n. sp. Kiritshenko det. // Lectotypus ♀ *Trigonotylus bianchii* Kir. 1926 design. Golub 1988"; ZISP, INS_HEM_0000333.

Type locality

Russia: Kamchatka Territory, Klyuchi; 56.3, 160.83.

Current status

Synonym of *Trigonotylus viridis* (Provancher, 1872).

Trigonotylus brevipes Jakovlev, 1880
Fig. 57B
https://doi.org/10.5281/zenodo.12509304

Trigonotylus brevipes Jakovlev, 1880a: 215. Lectotype designated by Golub (1989: 160).

Type material

Lectotype
RUSSIA • ♀; "[golden circle]// *brevipes* // *Trigonotylus brevipes* Jak. B. Jakowlew det. // Lectotypus ♀ *Trigonotylus brevipes* Jak. 1880 design. Golub 1988"; ZISP, INS_HEM_0000337.

Type locality

Russia: Astrakhan Province, Astrakhan; 46.39, 48.07.

Current status

Valid species.

Trigonotylus cremeus Golub, 1989
Fig. 57C
https://doi.org/10.5281/zenodo.12510140

Trigonotylus cremeus Golub, 1989: 144.

Type material

Holotype
UZBEKISTAN • ♂; "Patta-Gissar, S Bukhara; Zarud[ny] leg.; 22-28 VII [19]10 // Holotypus ♂ *Trigonotylus cremeus* Golub 1989"; ZISP, INS_HEM_0000334.

Type locality

Uzbekistan: Surxondaryo Province, Patta-Gissar; 37.2, 67.28.

Current status

Valid species.

Trigonotylus longitarsis Golub, 1989
Fig. 57D
https://doi.org/10.5281/zenodo.12515937

*Trigonotylus longitarsi*s Golub, 1989: 149.

Type material

Holotype

MONGOLIA • ♂; "Mongolia, Sukhe-Bator. aim. [= Sükhbaatar Aimag], sands Ongon-Els, 15 km SSE of Khongor; Kerzhner leg.; 5-6.VII.[1]971 // Holotypus *Trigonotylus longitarsis* Golub, 1989 ♂"; ZISP, INS_HEM_0000870.

Type locality

Mongolia: Sükhbaatar Aimag, Ongon Els Sands, 15 km SSE of Khongor; 45.66, 112.82.

Current status

Valid species.

Trigonotylus pallescens Golub, 1989
Fig. 58A
https://doi.org/10.5281/zenodo.12510247

Trigonotylus pallescens Golub, 1989: 158.

Type material

Holotype

KAZAKHSTAN • ♂; "40 km S of Zhana-Arka [= Atasu], Karaganda Prov[ince]; Kerzhner leg.; 3 VII [1]960 // Holotypus ♂ *Trigonotylus pallescens* Golub 1989"; ZISP, INS_HEM_0000336.

Type locality

Kazakhstan: Karaganda Province, 40 km S of Atasu; 48.32, 71.67.

Current status

Valid species.

Trigonotylus pilipes Golub, 1989
Fig. 58B
https://doi.org/10.5281/zenodo.12510338

Trigonotylus pilipes Golub, 1989: 142.

Type material

Holotype

KYRGYZSTAN • ♂; "near Chatyrtash [= Chatyr-Tash], S of Atbashi Mts Range, Kyrg[yzstan]; Kerzhner leg.; 18 VII [1]966 // Sazy [Ajrek meadows] // Holotypus ♂ *Trigonotylus pilipes* Golub 1989"; ZISP, INS_HEM_0000335.

Type locality

Kyrgyzstan: near Chatyr-Tash, S of Atbashi Mts Range; 40.9, 76.43.

Current status

Valid species.

Trigonotylus subulifer Golub, 1989
Fig. 58C
https://doi.org/10.5281/zenodo.12510366

Trigonotylus subulifer Golub, 1989: 161.

Type material

Holotype

UZBEKISTAN • ♂; "Ayak-agytma, Bukhara Prov[ince]; Kiritshenko leg.; 17 V [1]948 // Holotypus ♂ *Trigonotylus subulifer* Golub, 1989"; ZISP_ENT, AMNH_PBI 00340632.

Type locality

Uzbekistan: Bukhara Province, Ayakagytma; 40.63, 64.5.

Current status

Valid species.

Subfamily Orthotylinae Van Duzee, 1916
Tribe Halticini A. Costa 1853

Anapus flavicornis Reuter, 1904
Fig. 58D
https://doi.org/10.5281/zenodo.12531765

Anapus flavicornis Reuter, 1904b: 5. Lectotype designated by Kerzhner *et al.* (1997: 128). Synonymized with *Anapus longicornis* Jakovlev, 1882 by Kerzhner (1970a: 644), which in turn is synonymized with *A. pachymerus* (Reuter, 1881) by Davletshin & Konstantinov (2024: 73).

Type material

Lectotype

GEORGIA • ♂; "Borjomi // [opal green rectangle] // [golden circle] // *Anapus flavicornis* Jak. & Reut. Typ. // Lectotypus *Anapus flavicornis* Reut. design. Kerzhner"; ZISP_ENT, AMNH_PBI 00150878.

Type locality

Georgia: Borjomi; 41.84, 43.38.

Current status

Synonym of *Anapus pachymerus* (Reuter 1881).

Anapus longicornis Jakovlev, 1882
Fig. 59A
https://doi.org/10.5281/zenodo.12531810

Anapus longicornis Jakovlev, 1882b: 361. Lectotype designated by Kerzhner *et al.* (1997: 131). Synonymized with *A. pachymerus* (Reuter, 1881) by Davletshin & Konstantinov (2024: 73).

Type material

Lectotype

RUSSIA • ♂; "[golden circle] // Orb. g. [Orenburg Governorate = Orenburg Province] // *longicornis* // coll[ection of] V. Jakovlev. // Lectotypus ♂ *Anapus longicornis* Jak. design. Kerzhner [19]95"; ZISP_ENT, AMNH_PBI 00159275.

Type locality

Russia: Orenburg Province; 51, 55.

Current status

Synonym of *Anapus pachymerus* (Reuter 1881).

Chorosomella horvathi Kiritshenko, 1911
Fig. 59B
https://doi.org/10.5281/zenodo.12532527

Chorosomella horvathi Kiritshenko, 1911: 91. Lectotype designated by Kerzhner *et al.* (1997: 129).

Type material

Lectotype

KAZAKHSTAN • ♂; "Muyun-Kum Sands [Moiynkum Desert], Kargaly-Kul [Akkol] Lake; 23.V.[19]10; A. Kiritshenko leg. // Type // *Chorosomella horvathi* Kiritsch. A. Kiritshenko det. // coll[ection of] Kiritshenko // Lectotypus *Chorosomella horvathi* Kir. design. Kerzhner"; ZISP_ENT, AMNH_PBI 00263334.

Type locality

Kazakhstan: Jambyl Province, Moiynkum Desert, Akkol Lake; 43.38, 70.7.

Current status

Valid species.

Dimorphocoris albipilis Kerzhner, 1964
Fig. 59C
https://doi.org/10.5281/zenodo.12532469

Dimorphocoris albipilis Kerzhner, 1964b: 125.

Type material

Holotype

KAZAKHSTAN • ♂; "Koksengir, S of Zhana-Arka [= Atasu], Karaganda Prov[ince]; Loginova leg.; 1 VI [1]958 // Holotypus *Dimorphocoris albipilis* Kerzh. Kerzhner det. [1]964"; ZISP_ENT, AMNH_PBI 00262092.

Type locality

Kazakhstan: Karaganda Province, Koksengir Hills, 40 km S of Atasu; 48.32, 71.65.

Current status

Valid species, current combination: *Dimorphocoris* (*Dimorphocoris*) *albipilis* Kerzhner, 1964 (see Kerzhner 1970a).

Dimorphocoris asanovae Kerzhner, 1964

Fig. 59D

https://doi.org/10.5281/zenodo.12533453

Dimorphocoris asanovae Kerzhner, 1964a: 736. Lectotype designated by Kerzhner (1964b: 124, as holotype).

Type material

Lectotype

KAZAKHSTAN • ♂; "Kokshetau Mt. near Tersakkan R[iver] W of Akmol[insk = Astana]; Sokolova leg.; 12 VI [1]958 // Lectotypus design. // Holotypus *Dimorphocoris asanovae* Kerzh., Kerzhner det. [1]964"; ZISP_ENT, AMNH_PBI 00262321.

Type locality

Kazakhstan: Akmola Province, Kokshetau Mts near Tersakkan River, W of Astana; 53.00, 70.35.

Current status

Valid species, current combination: *Dimorphocoris* (*Dimorphocoris*) *asanovae* Kerzhner, 1964 (see Kerzhner 1970a).

Dimorphocoris fuscus altaicus Kerzhner, 1964

Fig. 60A

https://doi.org/10.5281/zenodo.12532605

Dimorphocoris fuscus altaicus Kerzhner, 1964b: 123. Synonymized with *Dimorphocoris* (*Dimorphocoris*) *fuscus* Joakimov, 1909 by Kerzhner (1970: 636). Lectotype designated by Kerzhner *et al.* (1997: 124).

Type material

Lectotype

RUSSIA • ♂; "Ust Kan, Biysk u[ezd = Biysky District], Altai; Vinogradov leg.; 13.VII.[19]23 // south treeless mountain slope, 1500 m. // Holotypus *Dimorphocoris fuscus altaicus* Kerzhner det. [1]964"; ZISP_ENT, AMNH_PBI 00261886.

Type locality

Russia: Altai Territory, Ust-Kan; 50.92, 84.75.

Current status

Synonym of *Dimorphocoris* (*Dimorphocoris*) *fuscus* Joakimov, 1909.

Dimorphocoris muminovi Kerzhner, 1964
Fig. 60B
https://doi.org/10.5281/zenodo.12533013

Dimorphocoris muminovi Kerzhner, 1964b: 127.

Myrmecophyes muminovi – Kerzhner 1970a: 636.

Type material

Holotype

TAJIKISTAN • ♂; "sands near Shakh, l[eft] b[ank of] Kafirnigan River, Taj[ikistan]; Muminov leg.; 5 IV 1962 // Holotypus *Dimorphocoris muminovi* Kerzh. // Holotypus *Myrmecophies* [sic!] *muminovi* Kerzh."; ZISP_ENT, AMNH_PBI 00258701.

Type locality

Tajikistan: near Shakh, left bank of Kafirnigan River; 37.04, 68.11.

Current status

Valid species, current combination: *Myrmecophyes* (*Myrmecophyes*) *muminovi* Kerzhner, 1964.

Dimorphocoris pedetes Kerzhner, 1964
Fig. 60C
https://doi.org/10.5281/zenodo.12533190

Dimorphocoris pedetes Kerzhner, 1964b: 126.

Dimorphocoris (*Pedetocoris*) *pedetes* – Kerzhner 1970a: 634.

Type material

Holotype

KAZAKHSTAN • ♂; "Aktau Mt, SW of Bassaga [Bosaga] St[ation], Karaganda Prov[ince]; Kerzhner leg.; 15 VI [1]962 // Holotypus *Dimorphocoris pedetes* Kerzh. Kerzhner det. [1]964"; ZISP_ENT, AMNH_PBI 00262268.

Type locality

Kazakhstan: Karaganda Province, Aktau Mt., SW of Bosaga Railway Station; 47.87, 71.95.

Current status

Valid species, current combination: *Dimorphocoris* (*Pedetocoris*) *pedetes* Kerzhner, 1964.

Dimorphocoris (***Pedetocoris***) ***atrans*** Kerzhner, 1970
Fig. 60D
https://doi.org/10.5281/zenodo.12533405

Dimorphocoris (*Pedetocoris*) *atrans* Kerzhner, 1970a: 635.

Type material

Holotype
RUSSIA • ♂; "Kosh-Agach, Altai; Kerzhner leg.; 23.VI.[1]964 // Holotypus *Dimorphocoris* (*Pedetocoris*) *atrans* Kerzh."; ZISP_ENT, AMNH_PBI 00262244.

Type locality

Russia: Altai Republic, Kuray Mts Range, 20 km N of Kosh-Agach; 49.98, 88.63.

Current status

Valid species.

Dimorphocoris (***Pedetocoris***) ***mongolicus*** Kerzhner, 1970
Fig. 61A
https://doi.org/10.5281/zenodo.12533801

Dimorphocoris (*Pedetocoris*) *mongolicus* Kerzhner, 1970a: 635.

Type material

Holotype
MONGOLIA • ♂; "Gurvan-Saykhan Range, 40 km W of Bulgan; Kerzhner leg.; 28.VII.[1]967 // Mongolia, South-Gobi Aimak [= Ömnögovi Aimag] [Emeljanov – crossed out] // Holotypus *Dimorphocoris* (*Pedetocoris*) *mongolicus* Kerzh."; ZISP_ENT, AMNH_PBI 00262150.

Type locality

Mongolia: Ömnögovi Aimag, Gurvan Saikhan Range, 40 km S of Bulgan; 43.57, 103.94.

Current status

Valid species.

Diplacus nigripes Reuter, 1879
Fig. 61B
https://doi.org/10.5281/zenodo.12534414

Diplacus nigripes Reuter, 1879: 172. Lectotype designated by Bykov (1971: 881).

Myrmecophyes nigripes – Bykov 1971: 881.
Myrmecophyes (*Myrmecophyes*) *nigripes* – Kerzhner & Josifov 1999: 221.

Type material

Lectotype
TAJIKISTAN • ♂; "Yagnob // 22. // Lectotypus ♂ *Myrmecophyes nigripes* Reut. design. Bykov 1968. // Paralectotypus *Myrmecophyes nigripes* Reut. Bukov det. 1968."; ZISP_ENT, AMNH_PBI 00258309.

Type locality

Tajikistan: Gissar Mts Range, Yagnob Pass; 39.14, 69.65.

Current status

Valid species, current combination: *Myrmecophyes* (*Myrmecophyes*) *nigripes* (Reuter, 1879).

Note

The lectotype male (top) and the paralectotype female (bottom) were mounted on the same pin.

Ectmetopterus angusticeps Reuter, 1906
Fig. 61C
https://doi.org/10.5281/zenodo.12534437

Ectmetopterus angusticeps Reuter, 1906: 60. Synonymized with *Ectmetopterus micantulus* (Horváth, 1905) by Josifov & Kerzhner (1972: 169). Lectotype designated by Kerzhner *et al.* (1997: 125).

Type material

Lectotype

CHINA • ♀; "Sichuan, Tashuivan – Lyuigupin; Potanin leg.*;* 21 X [18]93. // *Ectmetopterus angusticeps* Reut. n. g. et sp. Typ. // Lectotypus *Ectmet. angusticeps* Reut. design. Kerzhner"; ZISP_ENT, AMNH_PBI 00353873.

Type locality

China: Sichuan, between Tashuivan and Lyuigupin.

Current status

Synonym of *Ectmetopterus micantulus* (Horváth, 1905).

Euryopicoris reuteri Jakovlev, 1879
Fig. 61D
https://doi.org/10.5281/zenodo.12534567

Euryopicoris reuteri Jakovlev, 1879: 132. Synonymized with *Strongylocoris niger* (Herrich-Schaeffer, 1835) by Reuter (1891: 27; suspected) and Kiritshenko (1914: 483). Lectotype designated by Kerzhner *et al.* (1997: 134).

Type material

Holotype

RUSSIA • ♂; "Sarp. [Sarepta = Krasnoarmeysky District of Volgograd] // [golden circle] // *Stiphrosoma Reuteri* Jak. // Holotypus?"; ZISP_ENT, AMNH_PBI 00314406.

Type locality

Russia: Dagestan, Derbent; 42.05, 48.28.

Current status

Synonym of *Strongylocoris niger* (Herrich-Schaeffer, 1835).

Note

This species was originally described from a single specimen collected in Derbent by Komarov (Jakovlev 1879: 133), but it was mistakenly labeled as being collected in Sarepta (see Kerzhner *et al.* 1997: 134).

Halticus bicoloratus Kulik, 1965
Fig. 62A
https://doi.org/10.5281/zenodo.12534619

Halticus bicoloratus Kulik, 1965b: 1504.

Ectmetopterus bicoloratus – Tatarnic & Cassis 2012: 599.

Type material

Holotype

RUSSIA • ♂; "Shkotovo, Primorsky Terr[itory]; 14.VII.[19]62; Kulik leg. // on *Trifolium* // Holotypus *Halticus bicoloratus* sp. n. Kulik det."; ZISP_ENT, AMNH_PBI 00353911.

Type locality

Russia: Primorsky Territory, Shkotovo; 43.32, 132.35.

Current status

Valid species, current combination: *Ectmetopterus bicoloratus* (Kulik, 1965).

Halticus comitans Josifov & Kerzhner, 1972
Fig. 62B
https://doi.org/10.5281/zenodo.12534643

Halticus comitans Josifov & Kerzhner, 1972: 167.

Ectmetopterus comitans – Liu & Bu 2009: 198.

Type material

Holotype

RUSSIA • ♂; "Yakovlevka, Spas[sky] u[ezd = Spassky District], Ussuri Terr. [= Primorsky Territory]; 20.VII.[1]926; Dyakonov [and] Filipiev leg. // Forest along Daubikhe R[iver] spill // Holotypus *Halticus comitans* Josifov et Kerzhner"; ZISP_ENT, AMNH_PBI 00353924.

Type locality

Russia: Primorsky Territory, Yakovlevka; 44.4, 133.45.

Current status

Valid species, current combination: *Ectmetopterus comitans* (Josifov & Kerzhner, 1972).

Labops bami Kulik, 1979
Fig. 62C
https://doi.org/10.5281/zenodo.12536511

Labops bami Kulik, 1979: 57.

Type material

Holotype

RUSSIA • ♀; "Kyust-Kemda in Chara depression; 17.VIII.[19]75; Bessalitsyna leg. // Holotypus *Labosp bamae* [sic!] sp. n. dt. S. Kulik, 1977."; ZISP_ENT, AMNH_PBI 00265598.

Type locality

Russia: Zabaykalsky Province, Chara depression, Kyust-Kemda; 56.97, 118.33.

Current status

Valid species.

Labops kerzhneri Vinokurov, 2010
Fig. 62D
https://doi.org/10.5281/zenodo.12540628

Labops kerzhneri Vinokurov, 2010: 63.

Type material

Holotype

RUSSIA • ♂; "SW Yakutia, Pilka River, right tributary of Lena River, tr[act] Zolotoprodsnab; E.L. Klaimuk leg.; 10.07.[19]08 // Holotypus *Labops kerzhneri* Vinokurov sp. n."; ZISP, INS_HEM_0001089.

Type locality

Russia: Yakutia Republic, middle flow of Pilka River, right tributary of Lena River, Zolotoprodsnab; 59.77, 113.69.

Current status

Valid species.

Labops nivchorum Kerzhner, 1988
Fig. 63A
https://doi.org/10.5281/zenodo.12540852

Labops nivchorum Kerzhner, 1988a: 826. Lectotype designated by Kerzhner (1988b: 43, as holotype).

Type material

Lectotype

RUSSIA • ♂; "mouth of Taba R[iver], Kizi Lake, low[er course of] the Amur River; Formozov leg.; 3.VIII.[1]928 // Holotypus *Labops setosus nivchorum* Kerzhner det. [1]981 // Lectotypus *Labops nivchorum* design. Kerzh. 1987"; ZISP_ENT, AMNH_PBI 00265583.

Type locality

Russia: Khabarovsk Territory, Kizi Lake, mouth of Taba River; 51, 140.

Current status

Valid species.

Myrmecophyes acutifrons Bykov, 1971
Fig. 63B
https://doi.org/10.5281/zenodo.12541485

Myrmecophyes acutifrons Bykov, 1971: 880.

Type material

Holotype
UZBEKISTAN • ♂; "tr[act] Khan-Takhta, NW of Gissar Range; Veltischev leg.; 24 VII [1]933 // 2500-2700 m. upper limit of juniper // Entom. Inst. Berlin-Dahlem // Holotypus *Myrmecophyes acutifrons* Bykov det. 1968."; ZISP_ENT, AMNH_PBI 00257917.

Type locality

Uzbekistan: Gissar Range, locality Khan-Takhta; 38.72, 66.92.

Current status

Valid species, current combination: *Myrmecophyes* (*Myrmecophyes*) *acutifrons* Bykov, 1971.

Myrmecophyes bykovi Konstantinov, Luo & Vinokurov, 2013
Fig. 63C
https://doi.org/10.5281/zenodo.12541574

Myrmecophyes bykovi Konstantinov, Luo & Vinokurov, 2013: 205.

Type material

Holotype
CHINA • ♂; "W China, Xinjiang, Borohoro R[iver], Dishingou, 50 km S of Wusu, 1840-2140 m. 44°07'N, 84°39' N; Vinokurov leg.; 5-6.VII.2011 // Holotypus *Myrmecophyes bykovi* F. Konstantinov *et al.*, 2013"; ZISP_ENT, AMNH_PBI 00338203.

Type locality

China: Xinjiang, Bohoto Mts, Dishuigou, 50 km S of Wusu, 2000 m; 44.12, 84.65.

Current status

Valid species, current combination: *Myrmecophyes* (*Myrmecophyes*) *bykovi* Konstantinov, Luo & Vinokurov, 2013.

Myrmecophyes dubius Bykov, 1971
Fig. 63D
https://doi.org/10.5281/zenodo.12541719

Myrmecophyes dubius Bykov, 1971: 879.

Type material

Holotype
UZBEKISTAN • ♂; "279/2 // coll[ection of] V. Oshanin. // Holotypus *Myrmecophyes dubius* Bykov det. [1]968."; ZISP_ENT, AMNH_PBI 00258851.

Type locality

Uzbekistan: Chatkal Range, locality Bok Tugain; 41.6, 70.

Current status

Valid species, current combination: *Myrmecophyes* (*Myrmecophyes*) *dubius* Bykov, 1971.

Note

Although Oshanin's collection was never properly labeled, each specimen was marked with handwritten numbers separated by a slash (e.g., 279/2), which correspond to the page number and line number in his field diary. This allows for the deciphering of specimen occurrence data. Oshanin's field diary is available in its original form at the ZISP library, and a digitized version can be obtained from the authors upon request.

Myrmecophyes ermaki Bykov, 1969
Fig. 64A
https://doi.org/10.5281/zenodo.12541847

Myrmecophyes ermaki Bykov, 1969: 54.

Type material

Holotype

KAZAKHSTAN • ♂; "C[ity of] Semipalatinsk [= Semey], Polkovnichiy Is[land]; 15/V 1910; B. Karavaev leg. // coll[ection of] Kiritshenko // *Myrmecophyes ermaki* n. sp. A. Kiritshenko det. // Holotypus *Myrmecophyes ermaki* Bykov det. 1968"; ZISP_ENT, AMNH_PBI 00256230.

Type locality

Kazakhstan: Abai Province, Semey, Polkovnichiy Island; 50.43, 80.27.

Current status

Valid species, current combination: *Myrmecophyes* (*Myrmecophyes*) *ermaki* Bykov, 1969.

Myrmecophyes frontosus Drapolyuk & Kerzhner, 2000
Fig. 64B
https://doi.org/10.5281/zenodo.12541912

Myrmecophyes frontosus Drapolyuk & Kerzhner, 2000: 305.

Type material

Holotype

KAZAKHSTAN • ♂; "Kazakh[stan] 8 km E of crossing Tersakkan River on [the way to] Mendesh; Kerzhner leg.; 4.VI.[19]62 // Holotypus *Myrmecophyes frontosus* Drapolyuk"; ZISP_ENT, AMNH_PBI 00258619.

Type locality

Kazakhstan: Akmola Province, 8 km E of crossing Tersakkan River on the way to Mendesh; 51.24, 67.15.

Current status

Valid species, current combination: *Myrmecophyes* (*Myrmecophyes*) *frontosus* Drapolyuk & Kerzhner, 2000.

Myrmecophyes hirsutiventris Bykov, 1971
Fig. 64C
https://doi.org/10.5281/zenodo.12542059

Myrmecophyes hirsutiventris Bykov, 1971: 879.

Type material

Holotype

UZBEKISTAN • ♂; "19.06.1958; Ugamskiy Range, Sizhak; Y. Popov leg.; 19.VI.[19]58 // Holotypus *Myrmecophyes hirsutiventris* Bykov det. 1968"; ZISP_ENT, AMNH_PBI 00258840.

Type locality

Uzbekistan: Ugam Mts Range, Sizhak; 41.69, 70.05.

Current status

Valid species, current combination: *Myrmecophyes* (*Myrmecophyes*) *hirsutiventris* Bykov, 1971.

Myrmecophyes lacteipennis Bykov, 1971
Fig. 64D
https://doi.org/10.5281/zenodo.12542134

Myrmecophyes lacteipennis Bykov, 1971: 880.

Type material

Holotype

KYRGYZSTAN • ♂; "Chatkalskaya Val[ley]; 7.[19]68; Bykov leg.; Holotypus *Myrmecophyes lacteipennis* Bykov det. 1968"; ZISP_ENT, AMNH_PBI 00258835.

Type locality

Kyrgyzstan: Chatkal Valley, Yangibozor; 41.31, 69.52.

Current status

Valid species, current combination: *Myrmecophyes* (*Myrmecophyes*) *lacteipennis* Bykov, 1971.

Myrmecophyes lipskii Bykov, 1971
Fig. 65A
https://doi.org/10.5281/zenodo.12542254

Myrmecophyes lipskii Bykov, 1971: 878.

Type material

Holotype

TAJIKISTAN • ♂; "Buchara mer[idionalis]; 5.VII.1913; Zach-Bursi; A. Holbeck leg. // coll[ection of] Kiritshenko // Holotypus *Myrmecophyes lipskii* Bykov det. [1]968."; ZISP_ENT, AMNH_PBI 00256930.

Type locality

Tajikistan: Peter the Great Range, Zakh-Bursi; 38.47, 71.36.

Current status

Valid species, current combination: *Myrmecophyes* (*Myrmecophyes*) *lipskii* Bykov, 1971.

Myrmecophyes nitens Bykov, 1971
Fig. 65B
https://doi.org/10.5281/zenodo.12542683

Myrmecophyes nitens Bykov, 1971: 877.

Type material

Holotype

UZBEKISTAN • ♂; "Turkestan, Samarkand, Chapan-ata; 15.IV.1912; D-r A. N. Kiritshenko leg. // coll[ection of] Kiritshenko // Paratypus *Myrmecophyes nitens* Bykov det. 1968 // Holotypus *Myrmecophyes nitens* Bykov det. 1968"; ZISP_ENT, AMNH_PBI 00257076.

Type locality

Uzbekistan: Chupan-Ata near Samarkand; 39.66, 66.96.

Current status

Valid species, current combination: *Myrmecophyes* (*Myrmecophyes*) *nitens* Bykov, 1971.

Note

A paratype label was mistakenly attached to the specimen along with the holotype label.

Myrmecophyes orbicularis Kiritshenko, 1931
Fig. 65C
https://doi.org/10.5281/zenodo.12579390

Myrmecophyes orbicularis Kiritshenko, 1931: 105. Synonymized with *Myrmecophyes* (*Myrmecophyes*) *korschinskii* Reuter, 1903 by Bykov (1971: 876).

Type material

Holotype

KYRGYZSTAN • ♀; "Transalai Range, near Bor-doba [= Bordaba]; Reichardt leg.; 2 VII [19]28 // Table II, fig. 11. // Holotypus *Myrmecophyes orbicularis* Kir. Bykov det. 1968 // = *M. korschinskii* Reut. Bykov det. [1]968."; ZISP_ENT, AMNH_PBI 00257280.

Type locality

Kyrgyzstan: Transalai Mts Range, near Bordaba; 39.5, 73.27.

Current status

Synonym of *Myrmecophyes* (*Myrmecophyes*) *korschinskii* Reuter, 1903.

Myrmecophyes oshanini Bykov, 1969
Fig. 65D
https://doi.org/10.5281/zenodo.12579522

Myrmecophyes oshanini Bykov, 1969: 55. Synonymized with *Myrmecophyes* (*Myrmecophyes*) *geniculatus* Reuter, 1894 by Bykov (1971: 876).

Type material

Holotype

KIRGIZIA: • ♂; "Transalai Mts Range; 20.6.[19]63; Paliy leg. // Holotypus *Myrmecophyes oshanini* Bykov det. 1968"; ZISP_ENT, AMNH_PBI 00257579.

Type locality

Kyrgyzstan: Transalai Mts Range; 39, 72.

Current status

Synonym of *Myrmecophyes* (*Myrmecophyes*) *geniculatus* Reuter, 1894.

Myrmecophyes piceus Bykov, 1970
Fig. 66A
https://doi.org/10.5281/zenodo.12579659

Myrmecophyes piceus Bykov, 1970: 54.

Type material

Holotype

KYRGYZSTAN • ♂; "Kirgyzia [= Kyrgyzstan] Upstream of Naryn River, Karasay River; 5.8.[19]62; R. Zlotin leg. // 23 // *M. piceus* Bykov det. // Holotypus *Myrmecophyes piceus* Bykov det. 1968."; ZISP_ENT, AMNH_PBI 00257454.

Type locality

Kyrgyzstan: Upstream of Naryn River; 41.56, 77.7.

Current status

Valid species, current combination: *Myrmecophyes* (*Myrmecophyes*) *piceus* Bykov, 1970.

Myrmecophyes trispiculus Drapolyuk & Kerzhner, 2000
Fig. 66B
https://doi.org/10.5281/zenodo.12579973

Myrmecophyes trispiculus Drapolyuk & Kerzhner, 2000: 303.

Type material

Holotype

KAZAKHSTAN • ♂; "Kazakh[stan], Karaganda Prov[ince], Sarysu River, 50 km NE of the Karakengir mouth; 24.V.[1]962; Kerzhn[er] leg. // Holotypus *Myrmecophyes trispiculus* Drapolyuk"; ZISP_ENT, AMNH_PBI 00258626.

Type locality

Kazakhstan: Zhezkazgan Province, Sarysu River, 50 km northeast of the Karakengir River mouth; 47.58, 68.53.

Current status

Valid species, current combination: *Myrmecophyes* (*Myrmecophyes*) *trispiculus* Drapolyuk & Kerzhner, 2000.

Myrmecophyes variabilis Drapolyuk, 1989
Fig. 66C
https://doi.org/10.5281/zenodo.12580193

Myrmecophyes variabilis Drapolyuk, 1989: 127.

Type material

Holotype

AZERBAIJAN • ♂; "Azerb. SSR [= Azerbaijan], Nakh. ASSR [= Nakhchivan Autonomous Republic], Bichanak [= Bichenek] (Mt. Batabot); 13.6.1967; Gidayatov leg. // Holotypus *Myrmecophyes variabilis* Drapolyuk"; ZISP_ENT, AMNH_PBI 00261380.

Type locality

Azerbaijan: Nakhchivan Autonomous Republic, Bichenek, Mt. Batabat; 39.5, 45.75.

Current status

Valid species, current combination: *Myrmecophyes* (*Myrmecophyes*) *variabilis* Drapolyuk, 1989.

Myrmecophyes* (*Plumiger*) *armeniacus Drapolyuk, 1989
Fig. 66D
https://doi.org/10.5281/zenodo.12541276

Myrmecophyes (*Plumiger*) *armeniacus* Drapolyuk, 1989: 135.

Type material

Holotype

TURKEY • ♀; "Kars; Olsufiev leg.; 04 VI [19]15 // Holotypus *Myrmecophyes armeniacus* Drapolyuk"; ZISP_ENT, AMNH_PBI 00261681.

Type locality

Turkey: Kars Province, Kars; 40.62, 43.10.

Current status

Valid species.

Myrmecophyes* (*Plumiger*) *nasutus Drapolyuk, 1989

Fig. 67A

https://doi.org/10.5281/zenodo.12541341

Myrmecophyes (*Plumiger*) *nasutus* Drapolyuk, 1989: 128.

Holotype

GEORGIA • ♂; "Mt. Korel-dash, Svanetia; Akramovskaya leg.; 26/VII [1]957 // Holotypus *Myrmecophyes nasutus* Drapolyuk"; ZISP_ENT, AMNH_PBI 00261441.

Type locality

Georgia: Svanetia, Mt. Korel'dash; 42.92, 43.14.

Current status

Valid species.

Myrmecophyes* (*Plumiger*) *tomi Konstantinov & Simov, 2018

Fig. 67B

https://doi.org/10.5281/zenodo.12541399

Myrmecophyes (*Plumiger*) *tomi* Konstantinov & Simov, 2018: 234.

Type material

Holotype

GEORGIA • ♂; "Sakhkhova Mts Range, Tushetia; 28 VIII [19]59; I. Zaytseva leg. // Paratypus *Myrmecophyes nasutus* Drapolyuk // Holotypus *Myrmecophyes* (*Plumiger*) *tomi* F. Konstantinov & N. Simov, 2018"; ZISP_ENT, AMNH_PBI 00261443.

Type locality

Georgia: Kakheti, Sakhkhova Mt. Range; 42.37, 45.62.

Current status

Valid species.

Orthocephalus beresovskii Reuter, 1906

Fig. 67C

https://doi.org/10.5281/zenodo.12580687

Orthocephalus beresovskii Reuter, 1906: 57. Synonymized with *Orthocephalus funestus* Jakovlev, 1881 by Namyatova & Konstantinov (2009: 51). Lectotype designated by Kerzhner *et al.* (1997: 125).

Type material

Lectotype

CHINA • ♀; "Sich[uan], Lunanfu [= Pingwu], Khodzigou, 6000 ft.; Berezovsk[iy] leg.; V and VI [18]93 // *Orthocephalus beresovskii* Reut. var. *β* Rt. Typ. // Lectotypus *Orthoc. beresovskii* Reut. design. Kerzhner"; ZISP_ENT, AMNH_PBI 00229227.

Type locality

China: Sichuan, Pingwu, Hodzigou; 32, 104.

Current status

Synonym of *Orthocephalus funestus* Jakovlev, 1881.

Orthocephalus beresovskii var. ***fulvipes*** Reuter, 1906

Fig. 67D

https://doi.org/10.5281/zenodo.12580320

Orthocephalus beresovskii var. *fulvipes* Reuter, 1906: 57. Junior primary homonym of *Orthocephalus tenuicornis* var. *fulvipes* Reuter, 1904. Synonymized with *Orthocephalus funestus* Jakovlev, 1881 by Namyatova & Konstantinov (2009: 51). Lectotype designated by Kerzhner *et al.* (1997: 128).

Type material

Lectotype

CHINA • ♀; "Gansu, Khoysyan [= Hezheng], 3000 ft; first ½ V [first half of May 18]92; Berezovskiy leg. // *Orthocephalus beresovskii* Reut. v. *fulvipes* Rt. Typ. // Lectotypus *Or. ber.* v. *fulvipes* Rt. design. Kerzhner"; ZISP_ENT, AMNH_PBI 00225858.

Type locality

China: Gansu, Hezheng; 35, 103.

Current status

Synonym of *Orthocephalus funestus* Jakovlev, 1881.

Orthocephalus beresovskii var. ***fuscipes*** Reuter, 1906

Fig. 68A

https://doi.org/10.5281/zenodo.12580400

Orthocephalus beresovskii var. *fuscipes* Reuter, 1906: 58. Synonymized with *Orthocephalus funestus* Jakovlev, 1881 by Namyatova & Konstantinov (2009: 51). Lectotype designated by Kerzhner *et al.* (1997: 129).

Type material

Lectotype

CHINA • ♀; "Gansu, Khoysyan [= Hezheng], 3000 ft; first ½; V [first half of May 18]92; Berezovskiy leg. // *Orthocephalus beresovskii* Reut. v. *fuscipes* Rt. Typ. // Lectotypus *Or. ber.* var. *fuscipes* Rt. design. Kerzhner"; ZISP_ENT, AMNH_PBI 00260615.

Type locality

China: Gansu, Hezheng; 35, 103.

Current status

Synonym of *Orthocephalus funestus* Jakovlev, 1881.

Orthocephalus beresovskii var. ***tibialis*** Reuter, 1906

Fig. 68B

https://doi.org/10.5281/zenodo.12580608

Orthocephalus beresovskii var. *tibialis* Reuter, 1906: 58. Synonymized with *Orthocephalus funestus* Jakovlev, 1881 by Namyatova & Konstantinov (2009: 51). Lectotype designated by Kerzhner *et al.* (1997: 135).

Type material

Lectotype

CHINA • ♀; "Gansu, Khoysyan [= Hezheng], 3000 ft; first ½; V [first half of May 18]92; Berezovskiy leg. // *Orthocephalus beresovskii* Reut. v. *tibialis* Rt. Typ. // Lectotypus *Or. ber.* var. *tibialis* Rt. design. Kerzhner"; ZISP_ENT, AMNH_PBI 00259358.

Type locality

China: Gansu, Hezheng; 35, 103.

Current status

Synonym of *Orthocephalus funestus* Jakovlev, 1881.

Orthocephalus bilineatus Jakovlev, 1875

Fig. 68C

https://doi.org/10.5281/zenodo.12580760

Orthocephalus bilineatus Jakovlev, 1875: 169. Synonymized with *Orthocephalus bivittatus* Fieber, 1864 by Kiritshenko (1951: 184). Lectotype designated by Kerzhner *et al.* (1997: 126).

Type material

Lectotype

RUSSIA • ♂; "Sarp[epta = Krasnoarmeysky District of Volgograd] // 63 // [golden circle] // coll[ection of] V. Jakovlev. // *Orthoceph. bilineatus* Jak. Sarepta // Lectotypus ♂ *Orthocephalus bilineatus* Jak. design. Kerzhner 1995"; ZISP_ENT, AMNH_PBI 00260621.

Type locality

Russia: Volgograd Province, Krasnoarmeysky District of Volgograd; 48.5, 44.48.

Current status

Synonym of *Orthocephalus bivittatus* Fieber, 1864.

Orthocephalus confinis Reuter, 1879
Fig. 68D
https://doi.org/10.5281/zenodo.12580911

Orthocephalus confinis Reuter, 1879a: 35. Synonymized with *Orthocephalus brevis* (Panzer, 1798) by Reuter (1881: 179).

Type material

Holotype
RUSSIA • ♂; "*Orthocephalus confinis* Reut. // coll[ection of] V. Jakovlev. // 419 // Holotypus"; ZISP_ENT, AMNH_PBI 00259360.

Type locality

Russia: Volgograd Province, Krasnoarmeysky District of Volgograd; 48.5, 44.48.

Current status

Synonym of *Orthocephalus brevis* (Panzer, 1798).

Orthocephalus funestus Jakovlev, 1881
Fig. 69A
https://doi.org/10.5281/zenodo.12581213

Orthocephalus funestus Jakovlev, 1881: 195. Lectotype designated by Kerzhner *et al.* (1997: 128).

Type material

Lectotype
RUSSIA • ♂; "Vladv. [Vladivostok] // [golden circle] // coll[ection of] V. Jakovlev. // Lectotypus ♂ *Orthocephalus funestus* Jak. design. Kerzhner [19]95"; ZISP_ENT, AMNH_PBI 00258928.

Type locality

Russia: Vladivostok; 43.12, 131.9.

Current status

Valid species.

Orthocephalus medvedevi Kiritshenko, 1951
Fig. 69B
https://doi.org/10.5281/zenodo.12581240

Orthocephalus medvedevi Kiritshenko, 1951: 185. Lectotype designated by Kerzhner *et al.* (1997: 131).

Type material

Lectotype
UKRAINE • ♂; "Provalye, Lugansk okr[ug = Luhansk Province]; 21.VI.[19]31; S. Medvedev leg. // pl[atform] 18 // Fig. 2 // Lectotypus *Orthoceph. medvedevi* Kir. design. Kerzhner"; ZISP_ENT, AMNH_PBI 00260975.

Type locality

Ukraine: Luhansk Province, Provalye [Provallya]; 48.17, 39.83.

Current status

Valid species.

Orthocephalus minimus Drapolyuk & Kerzhner, 2000

Fig. 69C

https://doi.org/10.5281/zenodo.12581361

Orthocephalus minimus Drapolyuk & Kerzhner, 2000: 301.

Type material

Holotype

KAZAKHSTAN • ♂; "20 km N of Kentau, Karatau Mts. Range (Syrd[arya]); Kerzhner leg.; 27 V [1]966 // Rocky ridge with stone screes, on a thorny Astheraceae cushion plant // Holotypus *Orthocephalus minimus* Drap. & Kerzh."; ZISP_ENT, AMNH_PBI 00260970.

Type locality

Kazakhstan: Turkistan Province, Karatau Mts, 20 km N of Kentau; 43.32, 68.52.

Current status

Valid species.

Orthocephalus opacus Jakovlev, 1875

Fig. 69D

https://doi.org/10.5281/zenodo.13833290

Orthocephalus opacus Jakovlev, 1875: 170. Synonymized with *Anapus kirschbaumi* Stål, 1858 by Jakovlev (1877a: 276). Lectotype designated by Kerzhner *et al.* (1997: 132).

Type material

Lectotype

RUSSIA • ♂; "Sarept[a = Krasnoarmeysky District of Volgograd] // coll[ection of] V. Jakovlev. // Lectotypus ♂ *Orthocephalus opacus* Jakov. design. Kerzhner [19]95"; ZISP_ENT, AMNH_PBI 00266081.

Type locality

Russia: Volgograd Province, Krasnoarmeysky District of Volgograd; 48.5, 44.48.

Current status

Synonym of *Anapus kirschbaumi* Stål, 1858.

Orthocephalus scorzonerae Drapolyuk & Kerzhner, 2000
Fig. 70A
https://doi.org/10.5281/zenodo.12581588

Orthocephalus scorzonerae Drapolyuk & Kerzhner, 2000: 301.

Type material

Holotype
UZBEKISTAN • ♂; "Ayakguzhumdy, 40 km E of Dzhing[ildy], Kyzylkum [desert]; Kerzhner leg.; 16.IV.[1]965 // *Scorzonera pusilla* // Holotypus *Orthocephalus scorzonerae* Drap. & Kerzh."; ZISP_ENT, AMNH_PBI 00260819.

Type locality

Uzbekistan: Navoiy Province, Kyzylkum Desert, Kuldzhuktau Mts, Ayakguzhumdy, 40 km E of Dzhingildy; 40.74, 63.75.

Current status

Valid species.

Orthocephalus turkmenicus Namyatova & Konstantinov, 2009
Fig. 70B
https://doi.org/10.5281/zenodo.12581654

Orthocephalus turkmenicus Namyatova & Konstantinov, 2009: 92.

Type material

Holotype
TURKMENISTAN • ♂; "Transcaspia. mont. Kopet-dag. Tshulli [Chuli]; 7.V.1913; A. Hohlbeck leg. // Holotypus *Orthocephalus turkmenicus* A. Namyatova 2008"; ZISP_ENT, AMNH_PBI 00238243.

Type locality

Turkmenistan: Kopetdag Mts, Chuli; 37.97, 58.05.

Current status

Valid species.

Pachytoma jakovleffi Reuter, 1879
Fig. 70C
https://doi.org/10.5281/zenodo.12581726

Pachytoma jakovleffi Reuter, 1879b: 36. Synonymized with *Anapus freyi* (Fieber, 1864) by Reuter (1881: 180).

Type material

Holotype
RUSSIA • ♂; "*Pachytoma jakovleffi* Reut. (an *Freyi* Fieb. f[orma] macropt.??) // coll[ection of] V. Jakovlev. // Holotypus"; ZISP_ENT, AMNH_PBI 00338449.

Type locality

Russia: Astrakhan Province, Astrakhan; 46.37, 48.08.

Current status

Synonym of *Anapus freyi* (Fieber, 1864).

Pachytoma nigrita Jakovlev, 1882
Fig. 70D
https://doi.org/10.5281/zenodo.12593575

Pachytoma nigrita Jakovlev, 1882b: 360. Synonymized with *Anapus rugicollis* (Jakovlev, 1877) by Kerzhner (1962a: 386). Lectotype designated by Kerzhner *et al.* (1997: 132).

Type material

Lectotype

RUSSIA • ♂; "[golden circle] // *nigritus* // coll[ection of] V. Jakovlev. // *Anapus rugicollis* (Jak. 1877) ♂ Kerzhner det. [1]961 // Orb. g. [Orenburg Governorate = Orenburg Province] // Lectotypus *Pachytoma nigrita* Jakovlev Kerzhner design. 1968"; ZISP_ENT, AMNH_PBI 00265213.

Type locality

Russia: Orenburg Province; 51, 55.

Current status

Synonym of *Anapus rugicollis* (Jakovlev, 1877).

Pachytoma rugicollis Jakovlev, 1877
Fig. 71A
https://doi.org/10.5281/zenodo.12593797

Pachytoma rugicollis Jakovlev, 1877a: 292. Holotype designated by Kerzhner *et al.* (1997: 134).

Anapus rugicollis – Reuter 1890: 253.

Type material

Holotype

RUSSIA • ♀; "*O. rugicollis* Jak. Reut. Sarp[epta = Krasnoarmeysky District of Volgograd] // [golden circle] // coll[ection of] V. Jakovlev. // Holotypus *Pachytoma rugicollis* Jak. ♀"; ZISP_ENT, AMNH_PBI 00265395.

Type locality

Russia: Volgograd Province, Krasnoarmeysky District of Volgograd; 48.5, 44.48.

Current status

Valid species, current combination: *Anapus rugicollis* (Jakovlev, 1877).

Scirtetellus bianchii Medvedeva, 1975
Fig. 71B
https://doi.org/10.5281/zenodo.12593813

Scirtetellus bianchii Medvedeva, 1975: 819.

Type material

Holotype
KYRGYZSTAN • ♂; "Tyuzashu Pass, 3000 m, Kyrgyz Alatau; Kerzhner leg.; 30 VI [1]966 // no 1 ♂ // Holotypus *Scirtellus bianichii* Medvedeva"; ZISP_ENT, AMNH_PBI 00262432.

Type locality

Kyrgyzstan: Kyrgyz Alatau, Tyuzashu Pass; 42.33, 73.8.

Current status

Valid species.

Scirtetellus gudali Kiritshenko, 1951
Fig. 71C
https://doi.org/10.5281/zenodo.12593852

Scirtetellus gudali Kiritshenko, 1951: 182. Lectotype designated by Medvedeva (1975: 824).

Type material

Lectotype
GEORGIA • ♂; "Kobi, Voenno-Gruzinskaya doroga [= Georgian Military Road]; Kiritshenko leg.; 15 VII [1]925 // Lectotypus *Scirtetellus gudali* ♂ design. Kiritshenko 1951"; ZISP_ENT, AMNH_PBI 00263081.

Type locality

Georgia: Georgian Military Road, Kobi; 42.56, 44.51.

Current status

Valid species.

Scirtetellus kerzhneri Medvedeva, 1975
Fig. 71D
https://doi.org/10.5281/zenodo.12593862

Scirtetellus kerzhneri Medvedeva, 1975: 821.

Type material

Holotype
KAZAKHSTAN • ♂; "Dzhungar[ian] Alatau, S of Koktuma on Alakol [Lake]; Kerzhner leg.; 25 VI [1]962 // 3 // Holotypus *Scirtetellus soongoricus* Medvedeva [sic!]"; ZISP_ENT, AMNH_PBI 00263000.

Type locality

Kazakhstan: Dzhungarian Alatau, S of Koktuma; 46.34, 81.96.

Current status

Valid species.

Note

Although Medvedeva initially intended to name this species *Scirtetellus soongoricus* and attached the corresponding label to the holotype, she later changed the name to *S. kerzhneri* in the manuscript.

Scirtetellus maculiventris Kiritshenko, 1952

Fig. 72A

https://doi.org/10.5281/zenodo.12593890

Scirtetellus maculiventris Kiritshenko, 1952: 189. Lectotype designated by Medvedeva (1975: 819).

Type material

Holotype

TAJIKISTAN • ♂; "Buchara mer[idionalis = Buchara Chanate], Visharvi [= Viskharvi-Bole]; 14-15. VIII. 1913; A. Hohlbeck leg.; // coll[ection of] Kiritshenko // Lectotypus *Scirtetellus maculiventris* Kir. design. Medvedeva // *Scirtetellus maculiventris* n. sp. A. Kiritshenko det. // 7"; ZISP_ENT, AMNH_PBI 00262499.

Type locality

Tajikistan: Darvaz Mts. Range, Viskharvi-Bole; 38.55, 71.09.

Current status

Valid species.

Scirtetellus medvedevae Konstantinov, Luo & Vinokurov, 2013

Fig. 72B

https://doi.org/10.5281/zenodo.12594054

Scirtetellus medvedevae Konstantinov, Luo & Vinokurov, 2013: 212.

Type material

Holotype

CHINA • ♂; "W China, Xinjiang, Borohoro Range, S shore of Sailimu (Sairam-Nur) Lake, 2160 m. 44°30'N, 81°05'E; N. Vinokurov leg.; 14.VII.2011 // Holotypus *Scirtetellus medvedevae* F. Konstantinov *et al.*, 2013"; ZISP_ENT, AMNH_PBI 00338031.

Type locality

China: Xinjiang, Bohoro Mt., S shore of Sayram Lake, 2160 m; 44.5, 81.08.

Current status

Valid species.

Scirtetellus micans Medvedeva, 1975
Fig. 72C
https://doi.org/10.5281/zenodo.12594105

Scirtetellus micans Medvedeva, 1975: 823.

Type material

Holotype
KYRGYZSTAN • ♂; "near Chatyrtash [Chatyr-tash] S of At-Bashy Mts. Range, Kyrg[yzstan]; Kerzhner leg.; 18 VII [1]966 // 1 // saz 61 // Holotypus *Scirtetellus micans* Medvedeva"; ZISP_ENT, AMNH_PBI 00262628.

Paratypes
KYRGYZSTAN – **Naryn Province** • 3 ♂♂, 6 ♀♀; near Chatyrtash, S of At-Bashy Mts. Range; 40.9, 76.5; 18 Jul. 1966; I.M. Kerzhner leg.; sazy [= lowland meadows]; ZISP, AMNH_PBI 00262627, AMNH_PBI 00262629, AMNH_PBI 00262631, AMNH_PBI 00262634, AMNH_PBI 00262635 • 2 ♂♂; same data as for preceding; 17 Jul. 1966; on *Artemisia* sp.; ZISP, AMNH_PBI 00262625, AMNH_PBI 00262626 • 2 ♂♂; upstream of Naryn River, Trog [= U-shaped valley]; 41.6, 77.7; 3800 m; 6 Aug. 1962; Zlotin leg.; sazy [= lowland meadows]; ZISP, AMNH_PBI 00262642, AMNH_PBI 00262643.

Type locality

Kyrgyzstan: Chatyrtash, S of Atbashi Mts Range; 40.9, 76.5.

Current status

Valid species.

Note

In Medvedeva's original description (1975), the type series locality label data for *S. micans* and *S. obscurus* were inadvertently switched, with the labels for each species mistakenly provided under the other's name. This likely occurred during the layout, as the distribution maps in the same paper correctly depict each species' known distribution. Consequently, the holotype locality "Western shore of Chatyr-Kul Lake" (Medvedeva 1975; Kerzhner & Josifov 1999; Aukema 2018–2025) for *S. micans* is incorrect. The list of paratypes of *S. micans* retained at the Zoological Institute of St. Petersburg (ZISP) is provided above.

Scirtetellus mongolicus Drapolyuk & Kerzhner, 1999
Fig. 72D
https://doi.org/10.5281/zenodo.12594118

Scirtetellus mongolicus Drapolyuk & Kerzhner, 1999: 87.

Type material

Holotype
MONGOLIA • ♂; "Mongolia, Bayan-Hong[or] Aimak [= Bayanhongor Aimag], south slope of Ikh-Bogdo-Ula [= Ikh Bogd Uul] Mts, N of Bayan-Gobi [= Bayangovi], 2700-3200 m; Kerzhner leg.; 8.VIII. [1]969 // Holotypus *Scirtetellus bajangobicus* [sic!] Drapolyuk"; ZISP_ENT, AMNH_PBI 00263014.

Type locality

Mongolia: Bayanhongor Aimag, southern slope of Ikh Bogd Uul Mts, N of Bayangovi; 44.82, 100.54.

Current status

Valid species.

Note

Although Drapolyuk and Kerzhner initially intended to name this species *Scirtetellus bajangobicus* and attached the corresponding label to the holotype, they later changed the name to *S. mongolicus* in the original description.

Scirtetellus obscurus Medvedeva, 1975
Fig. 73A
https://doi.org/10.5281/zenodo.13955906

Scirtetellus obscurus Medvedeva, 1975: 821.

Type material

Holotype

KYRGYZSTAN • ♂; "W sh[ore] of Chatyr-Kul Lake; Kerzhner leg.; 20 VII [1]966 // 2♂ // Holotypus *Scirtetellus obscurus* Medvedeva"; ZISP_ENT, AMNH_PBI 00262624.

Paratypes

KYRGYZSTAN – **Naryn Province** • 3 ♀♀; W shore of Chatyr-Kul Lake, Tien-Shan Mts; 40.9, 76.43; 20 Jul. 1966; I.M. Kerzhner leg.; ZISP, AMNH_PBI 00262616, AMNH_PBI 00262618, AMNH_PBI 00262619 • 2 ♂♂, 1 ♀; S shore of Chatyr-Kul Lake, Tien-Shan Mts; 40.9, 76.43; 20 Jul. 1966; I.M. Kerzhner leg.; ZISP, AMNH_PBI 00262620, AMNH_PBI 00262622, AMNH_PBI 00262623 • 1 ♀; NW shore of Chatyr-Kul Lake, Tien-Shan Mts; 40.9, 76.43; 20 Jul. 1966; I.M. Kerzhner leg.; ZISP, AMNH_PBI 00262617. – **Chuy Province** • 1 ♂, 2 ♀♀; Valley of Issygaty [Issykata] River; 42.7, 75.1; 3300 ft.; 1 Jun. 1904; Abramov & Begak leg.; ZISP, AMNH_PBI 00262613, AMNH_PBI 00262614, AMNH_PBI 00262621 • 1 ♀; Valley of Issygaty [Issykata] River; 42.7, 75.1; 2400 ft.; 3 Jun. 1904; Abramov & Begak leg.; ZISP, AMNH_PBI 00262615.

Type locality

Kyrgyzstan: Tian Shan Mts, western shore of Chatyr-Kul Lake; 40.9, 76.43.

Current status

Valid species.

Note

The type locality for *S. obscurus*, given as "Chatyrtash, S of Atbashi Mts Range" (Medvedeva 1975; Kerzhner & Josifov 1999; Aukema 2018–2025) is incorrect. For details, refer to the note under *S. micans*. The list of paratypes of *S. obscurus* retained at the Zoological Institute of St. Petersburg (ZISP) is provided above.

Scirtetellus pallidus Medvedeva, 1975
Fig. 73B
https://doi.org/10.5281/zenodo.13928866

Scirtetellus pallidus Medvedeva, 1975: 818.

Type material

Holotype

KYRGYZSTAN • ♂; "W end of At-bashi Mts Range, Tian Shan; Loginova leg.; 20 VII [1]966 // Lamiaceae // 1♂ // Holotypus *Scirtetellus pallidus* Medv."; ZISP_ENT, AMNH_PBI 00262547.

Type locality

Kyrgyzstan: Tian Shan, western end of Atbashi Mts Range; 40.7, 75.1.

Current status

Valid species.

Scirtetellus schamili Kiritshenko, 1951
Fig. 73C
https://doi.org/10.5281/zenodo.12593416

Scirtetellus schamili Kiritshenko, 1951: 182. Lectotype designated by Medvedeva (1975: 823).

Type material

Lectotype

AZERBAIJAN • ♂; "Kurush Pass, Samur Dist[rict]; Ryabov leg.; 30.VIII [1]926 // SE slope of Shakh-Dag Mt. [= Shahdagh], 11-1150 m // no 1 ♂ // Lectotypus *Scirtetellus schamili*"; ZISP_ENT, AMNH_PBI 00263066.

Type locality

Azerbaijan: Southeastern slope of Shahdagh Mt.; 41.26, 48.02.

Current status

Valid species.

Scirtetellus variabilis variabilis Medvedeva, 1975
Fig. 73D
https://doi.org/10.5281/zenodo.12594187

Scirtetellus variabilis variabilis Medvedeva, 1975: 819.

Type material

Holotype

TAJIKISTAN • ♂; "Khargush Pass, Vakhansky Mts Range [= Nicholas Range], Pamir, 4350 m; 27.07. [19]70; N. Medvedeva leg. // 4 ♂ // Holotypus *Scirtetellus variabilis variabilis* Medvedeva, 1975"; ZISP_ENT, AMNH_PBI 00262590.

Type locality

Tajikistan: Nicholas Mts Range, Khargush Pass, 4350 m; 37.62, 73.08.

Current status

Valid subspecies.

Scirtetellus variabilis roshevitzi Medvedeva, 1975
Fig. 74A
https://doi.org/10.5281/zenodo.12594172

Scirtetellus variabilis roshevitzi Medvedeva, 1975: 820.

Type material

Holotype
Kyrgyzstan • ♂; "Kulbak Przhev[alsk] u[ezd] Semir[echye Province = Issyk-Kul Province]; Rozhevitz leg.; 13 VI [1]908 // 7 ♂ // Holotypus *Scirtetellus variabilis roshevitzi* Medvedeva, 1975"; ZISP_ENT, AMNH_PBI 00262610.

Type locality

Kyrgyzstan: Issyk-Kul Province, Kulbak; 42.49, 78.9.

Current status

Valid subspecies.

Scirtetellus vittatus Kiritshenko, 1951
Fig. 74B
https://doi.org/10.5281/zenodo.12594206

Scirtetellus vittatus Kiritshenko, 1951: 183. Lectotype designated by Medvedeva (1975: 824).

Type material

Lectotype
RUSSIA • ♂; "montane grasslands below Amanaus Glacier; G. Gorbunov leg.; 1-2.VII.[1]916 // 1 ♂ // Lectotypus *S. vittatus* Kir. design. Medvedeva 1975"; ZISP_ENT, AMNH_PBI 00263068.

Type locality

Russia: Karachay-Cherkess Republic, Amanauz Glacier; 43.23, 41.62.

Current status

Valid species.

Scirtetellus voronovi Kiritshenko, 1951
Fig. 74C
https://doi.org/10.5281/zenodo.12594220

Scirtetellus voronovi Kiritshenko, 1951: 182. Synonymized with *Scirtetellus vittatus* Kiritshenko, 1951 by Medvedeva (1975: 823). Lectotype designated by Medvedeva (1975: 824).

Type material

Lectotype
ABKHAZIA • ♂; "Dzacha [= Dzycha], Bzybsk[y Mts] Range; Voronov leg.; 15.VIII.[1]931 // 2 // Lectotypus *S. voronovi* design. Medvedeva 1975"; ZISP_ENT, AMNH_PBI 00263073.

Type locality

Abkhazia: Bzyb Mts Range, locality Dzycha; 43.33, 40.73.

Current status

Synonym of *Scirtetellus vittatus* Kiritshenko, 1951.

Tribe Orthotylini Van Duzee, 1916

Angulonotus grisescens Knyshov & Konstantinov, 2012
Fig. 74D
https://doi.org/10.5281/zenodo.12597922

Angulonotus grisescens Knyshov & Konstantinov, 2012: 126.

Type material

Holotype
UZBEKISTAN • ♂; "10 km N of Tamdybulak, Bukhara Prov[ince] at light; Kerzhner leg.; 5.V.[1]965 // Holotype *Angulonotus grisescens* Knyshov & Konstantinov, 2012"; ZISP_ENT, AMNH_PBI 00314187.

Type locality

Uzbekistan: Kyzylkum Desert, 10 km N of Tamdybulak; 41.84, 64.65.

Current status

Valid species.

Blepharidopterus ulmicola Kerzhner, 1977
Fig. 75A
https://doi.org/10.5281/zenodo.12597952

Blepharidopterus ulmicola Kerzhner, 1977a: 19.

Type material

Holotype
RUSSIA • ♂; "Blagoveshchensk, Amur., on *Ulmus* sp.; Kerzhner leg.; 26.VI.[1]959 // Holotypus *Blepharidopterus ulmicola* Kerzh."; ZISP_ENT, AMNH_PBI 00309007.

Type locality

Russia: Amur Province, Blagoveshchensk; 50.27, 127.45.

Current status

Valid species.

Blepharidopterus victoris Drapolyuk, 1982
Fig. 75B
https://doi.org/10.5281/zenodo.12598418

Blepharidopterus victoris Drapolyuk, 1982a: 116.

Type material

Holotype

AZERBAIJAN • ♂; "Zakataly, Dzhar; 22.8.[19]78; Drapolyuk leg. // Holotypus *Blepharidopterus victoris* Drapolyuk"; ZISP_ENT, AMNH_PBI 00310050.

Type locality

Azerbaijan: Zagatala District, Dzhar; 41.67, 46.68.

Current status

Valid species.

Campylotropis jakovlevi Reuter, 1904

Fig. 75C

https://doi.org/10.5281/zenodo.12598458

Campylotropis jakovlevi Reuter, 1904c: 36. Lectotype designated by Josifov & Kerzhner (1972: 171).

Type material

Lectotype

NORTH KOREA • ♂; "N[orth] Kor[ea], Yalu River basin; VI.[19]27; V. Komarov leg. // *Campylotropis jakovlevi* Reut. // Type // Lectotypus *Campylotr. jakovlevi* Reut. design. Jos. & Kerzh. [19]72"; ZISP_ENT, AMNH_PBI 00312082.

Type locality

North Korea: Yalu River basin.

Current status

Valid species.

Cyllecoridea modesta V.G. Putshkov, 1975

Fig. 75D

https://doi.org/10.5281/zenodo.12598503

Cyllecoridea modesta V.G. Putshkov, 1975a: 281.

Type material

Holotype

RUSSIA • ♂; "Khunzakh, Avarsky okr[ug = Khunzakhsky District], Dagestan; Ryabov leg. 22.VII.[1]924 // Typus // *Cyllecoridea modesta* Putsh. det. V. Putshkov"; ZISP_ENT, AMNH_PBI 00312250.

Type locality

Russia: Dagestan Republic, Khunzakh; 42.55, 46.72.

Current status

Valid species.

Cyllecoris opacicollis Kerzhner, 1988
Fig. 76A
https://doi.org/10.5281/zenodo.12598595

Cyllecoris opacicollis Kerzhner, 1988a: 829. Lectotype designated by Kerzhner (1988b: 48, as holotype).

Type material

Lectotype
RUSSIA • ♂; "Ryazanovka SW of Slavyanka, Khasan District; Kasparyan leg.; 8 VII [1]981 // Holotypus *Cyllecoris opacicollis* Kerzh. Kerzhner det. [1]985"; ZISP_ENT, AMNH_PBI 00312422.

Type locality

Russia: Primorsky Territory, Khasan District, Ryazanovka, 10 km NE of Sukhanovka; 42.79, 131.26.

Current status

Valid species.

Cyllecoris ulmi Kulik, 1965
Fig. 76B
https://doi.org/10.5281/zenodo.12598637

Cyllecoris ulmi Kulik, 1965a: 150. Synonymized with *Ulmocyllus virens* Seidenstücker, 1964 by Kerzhner (1988a: 829, 1988b: 71).

Type material

Holotype
RUSSIA • ♀; "Ulan-Ude, on *Ulmus*; 20.7.[19]64; S. Kulik leg. // Holotypus *Cyllecoris ulmi* Kulik det."; ZISP_ENT, AMNH_PBI 00312576.

Type locality

Russia: Buryatia Republic, Ulan-Ude; 51.82, 107.6.

Current status

Synonym of *Ulmocyllus virens* Seidenstücker, 1964.

Cyllecoris vicarius Kerzhner, 1988
Fig. 76C
https://doi.org/10.5281/zenodo.12599337

Cyllecoris vicarius Kerzhner, 1988a: 829. Lectotype designated by Kerzhner (1988b: 45, as holotype).

Type material

Lectotype
RUSSIA • ♂; "Ussuriysk, Promorsk[y] Prov[ince]; Falkovich leg.; 4.VII.[1]959 // *histrionicus* subsp! // Holotypus *Cyllecoris histrionicus vicarius* ssp. n. Kerzhner det. [1]985"; ZISP_ENT, AMNH_PBI 00312419.

Type locality

Russia: Primorsky Territory, Ussuriysk; 43.8, 131.97.

Current status

Valid species.

Dryophilocoris (***Dryophilocoris***) ***kanyukovae*** Josifov & Kerzhner, 1984
Fig. 76D
https://doi.org/10.5281/zenodo.12599346

Dryophilocoris (*Dryophilocoris*) *kanyukovae* Josifov & Kerzhner, 1984: 220.

Type material

Holotype

RUSSIA • ♂; "Kievka, Lazovsky Distr[ict], Primorsk[y] Territory; Kanyukova leg.; 20-21.6.[1]978 // Holotypus *Dryophilocoris kanyukovae* Josifov & Kerzhner"; ZISP_ENT, AMNH_PBI 00312052.

Type locality

Russia: Primorsky Territory, Lazo District, Kievka; 42.9, 133.69.

Current status

Valid species.

Filicicapsus smaragdus Bolshakova & Konstantinov, 2022
Fig. 77A
https://doi.org/10.5281/zenodo.12599370

Filicicapsus smaragdus Bolshakova & Konstantinov, 2022: 442.

Type material

Holotype

INDONESIA • ♂; "Indonesia, Biak Isl[and], near Wardo, near waterfall; 9.08.2012; S 01°01'28.0" E 135°51'26.9"; F. Konstantinov leg. // Holotypus *Filicicapsus smaragdus* D. Bolshakova & F. Konstantinov, 2022 // *Nephrolepis biserrata* (Sw.) Schott"; ZISP_ENT, AMNH_PBI 00350772.

Type locality

Indonesia: West Papua, Biak Island, near Wardo; -1.02, 135.86.

Current status

Valid species.

Globiceps albipennis Jakovlev, 1877
Fig. 77B
https://doi.org/10.5281/zenodo.12599398

Globiceps albipennis Jakovlev, 1877a: 294. Downgraded to *Globiceps* (*Kelidocoris*) *sordidus albipennis* by Stichel (1957: 532) and Seidenstücker (1964: 159).

Type material

Holotype

RUSSIA • ♀; "[golden circle] // Kharakh[oy] // *Globiceps albipennis* n. sp., unicus, Astr[akhan] Gover[norate = Astrakhan Province] // coll[ection of] V. Jakovlev. // Holotypus ♀ *Globiceps albipennis* Jak."; ZISP_ENT, AMNH_PBI 00311848.

Type locality

Russia: Astrakhan Province, locality Kharakhoy; 46, 48.

Current status

Valid subspecies, current combination: *Globiceps* (*Kelidocoris*) *sordidus albipennis* Jakovlev, 1877.

Note

Kerzhner *et al.* (1997) considered this specimen to be the holotype due to the label's indication of "unicus".

Globiceps fulvicollis Jakovlev, 1877
Fig. 77C
https://doi.org/10.5281/zenodo.12599871

Globiceps fulvicollis Jakovlev, 1877a: 293.

Globiceps (*Kelidocoris*) *fulvicollis* – Kerzhner & Josifov 1999: 242.

Type material

Holotype

RUSSIA • ♀; "178 // [golden circle] // *Globiceps fulvicollis* n. sp., Sarepta [= Krasnoarmeysky District of Volgograd], unicus // coll[ection of] V. Jakovlev. // *Globiceps fulvicollis* Jak. B. Jakowlew det. // Holotypus ♀ *Globiceps fulvicollis* Jak."; ZISP_ENT, AMNH_PBI 00311083.

Type locality

Russia: Volgograd Province, Krasnoarmeysky District of Volgograd; 48.5, 44.48.

Current status

Valid species, current combination: *Globiceps* (*Kelidocoris*) *fulvicollis* Jakovlev, 1877.

Note

Kerzhner *et al.* (1997) considered this specimen to be the holotype due to the label's indication of "unicus".

Globiceps gracilis Jakovlev, 1893
Fig. 77D
https://doi.org/10.5281/zenodo.12599913

Globiceps gracilis Jakovlev, 1893: 306. Junior primary homonym of *Globiceps gracilis* R.F. Sahlberg, 1848. Synonymized with *Mecomma dispar* Boheman, 1852 by Kulik (1965c: 58). Lectotype designated by Kerzhner (1973: 290).

Type material

Lectotype

RUSSIA • ♀; "[golden circle] // coll[ection of] V. Jakovlev. // Lectotypus ♀ *Globiceps gracilis* Jak. design. Kerzhner 1968"; ZISP_ENT, AMNH_PBI 00310619.

Type locality

Russia: Irkutsk Province, Irkutsk; 52.32, 104.23.

Current status

Synonym of *Mecomma* (*Globicellus*) *dispar* Boheman, 1852.

Heterocordylus alutaceus Kulik, 1965
Fig. 78A
https://doi.org/10.5281/zenodo.12599931

Heterocordylus alutaceus Kulik, 1965a: 153.

Type material

Holotype

RUSSIA • ♂; "Khabarovsk; garden, on a pear tree; 15.7.[19]62; S. Kulik leg. // Cotypus *Heterocordylus alutaceus* Kulik det. // Holotypus"; ZISP_ENT, AMNH_PBI 00308050.

Paratypes

RUSSIA • ♀; Khabarovsk; 15 Jul. 1962; Kulik leg.; garden, on a pear tree; ZISP, AMNH PBI 00308157 • 1 ♀; Shkotovo; 14 Jul. 1962; meadow with clover; ZISP, AMNH_PBI 00308158.

Other specimens labelled as paratypes

RUSSIA • 2 ♂♂, ♀; Khabarovsk; 29 Jun. 1965; mounted on one pin; ZISP, AMNH_PBI 00308159.

Type locality

Russia: Khabarovsk Territory, Khabarovsk; 48.48, 135.08.

Current status

Valid species, current combination: *Heterocordylus* (*Heterocordylus*) *alutaceus* Kulik, 1965.

Note

The first specimen has two red type labels, "Cotypus *Heterocordylus alutaceus* Kulik det." handwritten by S.A. Kulik and "HOLOTYPUS" in I.M. Kerzhner's handwriting. Although its locality label differs from that provided in the original description (♂, Shkotovo, Primorsky Territory, 14 VII 1962, Kulik leg.), we follow Kerzhner's identification of this specimen as the holotype based on several points.

According to the original description (Kulik 1965a), *H. alutaceus* was described from two specimens, a male holotype from Shkotovo and a female paratype from the environs of Khabarovsk, with no male of the type series sampled in Khabarovsk. However, five specimens labeled as paratypes and a single male labeled as a cotype of *H. alutaceus*, each personally labeled by S.A. Kulik, are now preserved in the ZISP collection (see above).

Of these, at least two males and one female mounted on a single pin (AMNH_PBI 00308159) cannot belong to the type series, as they were sampled around the time of the original publication and definitely after its acceptance. The Siberian Zoological Museum, Novosibirsk (SZMN) does not hold type specimens of *H. alutaceus* (Tshernyshev 1996). Additionally, Kulik was known to be somewhat inaccurate with type specimen labels and in reporting examined material in publications (e.g., see note under *Plagiognathus gilvus*, a species described by him in the same paper). Therefore, we consider the indication of Shkotovo as the type locality of *H. alutaceus* in the original description as a misprint.

Hyoidea kerzhneri Hoberlandt, 1963

Fig. 78B

https://doi.org/10.5281/zenodo.12599962

Hyoidea kerzhneri Hoberlandt, 1963: 264.

Type material

Holotype

KAZAKHSTAN • ♂; "Sand Samenj-kum, N. Karakoin Lake, W. Betpakdala Desert // Karaganda, Kazakhst. USSR; 29.5.1962. I. M. Kerzhner coll. [leg.] // on *Ephedra distachya* // Holotypus ♂ *Hyoidea kerzhneri* n. sp. Det. L. Hoberlandt, 1963"; ZISP_ENT, AMNH_PBI 00311256.

Type locality

Kazakhstan: Ulytau Province, W Betpak-Dala Desert, Samenkum Sands, N of Karakoin Lake; 46.15, 68.63.

Current status

Valid species (see Knyshov & Konstantinov 2013).

Hyoidea notaticeps Reuter, 1876

Fig. 78C

https://doi.org/10.5281/zenodo.12599994

Hyoidea notaticeps Reuter, 1876: 34. Lectotype designated by Hoberlandt (1963: 277).

Type material

Lectotype

RUSSIA • ♂; "*Hyoidea notaticeps* Reut. Sarepta [= Krasnoarmeysky District of Volgograd] // [golden circle] // coll[ection of] V. Jakovlev. // *Hyoidea notaticeps* Reut. O. M. Reuter det. // Lectotypus *Hyoid. notaticeps* Rt. design. Hoberlandt"; ZISP_ENT, AMNH_PBI 00312702.

Type locality

Russia: Volgograd Province, Krasnoarmeysky District of Volgograd; 48.5, 44.48.

Current status

Valid species (see Knyshov & Konstantinov 2013).

Malacocoris baicalicus Kulik, 1965
Fig. 78D
https://doi.org/10.5281/zenodo.12600004

Malacocoris baicalicus Kulik, 1965a: 151.

Ulmica baicalica – Kerzhner 1988b: 49.

Type material

Holotype

RUSSIA • ♂; "Ulan-Ude, on *Ulmus*; 13.VII.[19]64; Kulik leg. // on *Ulmus* sp. // Holotypus *Malacocoris transbaicalicus* sp. n. // Holotypus *Malacocoris transbaicalicus* sp. n. Kulik det."; ZISP_ENT, AMNH_PBI 00308546.

Type locality

Russia: Buryatia Republic, Ulan-Ude; 51.82, 107.6.

Current status

Valid species, current combination: *Ulmica baicalica* (Kulik, 1965).

Mecomma chinensis Reuter, 1906
Fig. 79A
https://doi.org/10.5281/zenodo.12600032

Mecomma chinensis Reuter, 1906: 63.

Mecomma (*Mecomma*) *chinense* – Steyskal 1973: 207. — Kerzhner & Josifov 1999: 252.

Type material

Holotype

CHINA • ♀; "Sichuan, Shubagu River; Potan[in] leg.; 8 VIII [18]93 // *Mecomma chinensis* Reut. n. sp. Typ. // Holotypus"; ZISP_ENT, AMNH_PBI 00310498.

Type locality

China: Sichuan, Schubagu River.

Current status

Valid species, current combination: *Mecomma* (*Mecomma*) *chinense* Reuter, 1906.

Mecommopsis cruciata Kerzhner, 1979
Fig. 79B
https://doi.org/10.5281/zenodo.12600090

Mecommopsis cruciata Kerzhner, 1979: 39.

Type material

Holotype

RUSSIA • ♂; "Tretyakovo, Kunashir; Kerzhner leg.; 5.VIII.[1]973 // 28/8 // Holotypus *Mecommopsis cruciata* Kerzh."; ZISP_ENT, AMNH_PBI 00310724.

Type locality

Russia: Sakhalin Province, Kunashir Island, Tretyakovo; 43.99, 145.64.

Current status

Valid species.

Orthotylus eleagni Jakovlev, 1881
Fig. 79C
https://doi.org/10.5281/zenodo.12600305

Orthotylus eleagni Jakovlev, 1881: 200. Lectotype designated by Kerzhner *et al.* (1997: 127).

Type material

Lectotype

RUSSIA • ♂; "[golden circle] // Petrovsk [= Makhachkala]; coll[ection of] V. Jakovlev // *Orthotylus eleagni* Jak. B. Jakowlew det. // Lectotypus ♂ *Orthotylus eleagni* Jak. design. Kerzhner [19]95"; ZISP_ENT, AMNH_PBI 00269247.

Type locality

Russia: Dagestan Republic, Makhachkala; 43.00, 47.47.

Current status

Valid species, current combination: *Orthotylus* (*Orthotylus*) *eleagni* Jakovlev, 1881.

Orthotylus minutus Jakovlev, 1877
Fig. 79D
https://doi.org/10.5281/zenodo.12603989

Orthotylus minutus Jakovlev, 1877a: 296. Lectotype designated by Kerzhner *et al.* (1997: 131).

Orthotylus (*Melanotrichus*) *minutus* – Hoberlandt 1956: 43.

Type material

Lectotype

RUSSIA • ♂; "[golden circle] // *minutus* // Astrakhan; coll[ection of] V. Jakovlev. // *Orthotylus minutus* Jak. B. Jakowlew det. // Paralectotypus *Orthotylus minutus* Jak. design. // Lectotypus *Orthotylus minutus* Jak. ♂ design. Kerzhner [19]95"; ZISP_ENT, AMNH_PBI 00307690.

Type locality

Russia: Astrakhan Province, Astrakhan; 46.37, 48.08.

Current status

Valid species, current combination: *Orthotylus* (*Melanotrichus*) *minutus* Jakovlev, 1877.

Note

A paralectotype label was erroneously attached to this specimen.

Orthotylus nymphias Linnavuori, 1974
Fig. 80A
https://doi.org/10.5281/zenodo.12600346

Orthotylus nymphias Linnavuori, 1974a: 169.

Orthotylus (*Melanotrichus*) *nympias* – Putshkov 1976b: 756.

Type material

Holotype

TURKMENISTAN • ♂; "~50 km NW Tejen; 28/IX.[1]962; Gullyev leg. // Holotypus"; ZISP_ENT, AMNH_PBI 00306518.

Type locality

Turkmenistan: ca 50 km NW of Tejen; 37.63, 60.05.

Current status

Valid species, current combination: *Orthotylus* (*Melanotrichus*) *nymphias* Linnavuori, 1974.

Orthotylus populi Drapolyuk, 1991
Fig. 80B
https://doi.org/10.5281/zenodo.12600368

Orthotylus populi Drapolyuk, 1991: 396.

Orthotylus (*Orthotylus*) *populi* – Linnavuori 2007: 38.

Type material

Holotype

AZERBAIJAN • ♂; "Azerb[aijan] SSR, Talysh, Kosmolyan; 6.VII.1985; Drapolyuk leg. // Holotypus *Orthotylus populi* Drapolyuk"; ZISP_ENT, AMNH_PBI 00268623.

Type locality

Azerbaijan: Talysh, Lerik District, Kosmolyan; 38.67, 48.37.

Current status

Valid species, current combination: *Orthotylus* (*Orthotylus*) *populi* Drapolyuk, 1991.

Orthotylus salicis Jakovlev, 1893
Fig. 80C
https://doi.org/10.5281/zenodo.13923308

Orthotylus salicis Jakovlev, 1893: 307. Lectotype designated by Kerzhner *et al.* (1997: 134).

Orthotylus (*Orthotylus*) *salicis* – Carvalho 1958: 108.

Type material

Lectotype
RUSSIA • ♂; "[golden circle] // Irkutsk; V. E. Jakovlev leg. // *O. salicis* n. s. Jk. [18]91 // coll[ection of] V. Jakovlev. // Lectotypus ♂ *Orthotylus salicis* Jak. design. Kerzhner [19]95"; ZISP_ENT, AMNH_PBI 00268253.

Type locality

Russia: Irkutsk Province, Irkutsk; 52.32, 104.23.

Current status

Valid species, current combination: *Orthotylus* (*Orthotylus*) *salicis* Jakovlev, 1893.

Orthotylus (***Labopidea***) ***algens*** Vinokurov, 1982
Fig. 80D
https://doi.org/10.5281/zenodo.12600210

Orthotylus (*Labopidea*) *algens* Vinokurov, 1982b: 184.

Type material

Holotype
RUSSIA • ♂; "NE Yakutia, Taskan R[iver], left tributary of Indigirka, 25 km lower of Tebyulyakha; Vinokurov leg.; 24 VI [1]973 // 31 // Holotypus *Orthotylus* (*Labopidea*) *algens* Vinokurov det."; ZISP_ENT, AMNH_PBI 00268546.

Type locality

Russia: Yakutia Republic, mouth of Taskan River, tributary of Indigirka, 25 km lower of Tebyulyakha; 65.03, 143.08.

Current status

Valid species, current combination: *Orthotylus* (*Labopidea*) *algens* Vinokurov, 1982.

Orthotylus (***Labopidea***) ***bermani*** Kerzhner, 1988
Fig. 81A
https://doi.org/10.5281/zenodo.12600149

Orthotylus (*Labopidea*) *bermani* Kerzhner, 1988a: 835. Lectotype designated by Kerzhner (1988b: 52, as holotype).

Type material

Lectotype

RUSSIA • ♂; "Wrangel Is[land], Mamontovaya R[iver], mouth of Molodezhny stream; Berman leg.; 12.07.[1]983 // Holotypus upper male // Lectotypus *Orthotylus* (*Labopidea*) *bermani* I. M. Kerzhner 1988"; ZISP_ENT, AMNH_PBI 00268553.

Type locality

Russia: Chukotka, Wrangel Island, Mamontovaya River, mouth of Molodezhny stream; 70.90, 179.56.

Current status

Valid species.

Orthotylus (***Melanotrichus***) ***ceratoides*** Muminov, 1990
Fig. 81B
https://doi.org/10.5281/zenodo.12600250

Orthotylus (*Melanotrichus*) *ceratoides* Muminov, 1990: 27.

Type material

Holotype

MONGOLIA • ♂; "Mongolia, Gobialtay Aimak [= Govi-Altai Aimag]; Shargyn-Gobi, 40 km SW of Altai; Kerzhner leg.; 22-23.VIII.[1]967 // *Eurotia ceratoides* // Holotypus *Orthotylus* (*Melanotrichus*) *ceratoides*"; ZISP_ENT, AMNH_PBI 00307616.

Type locality

Mongolia: Govi-Altai Aimag, Shargyn Gobi Desert, 40 km SW of Altai; 45.55, 91.93.

Current status

Valid species.

Orthotylus (***Orthotylus***) ***emiliae*** Kerzhner, 1973
Fig. 81C
https://doi.org/10.5281/zenodo.12600159

Orthotylus (*Orthotylus*) *emiliae* Kerzhner, 1973: 290. Synonymized with *Orthotylus* (*Orthotylus*) *pallens* (Matsumura, 1911) by Kanyukova & Kerzhner (1982: 128).

Type material

Holotype

RUSSIA • ♂; "12 km S of Kholmsk; Narchuk leg.; 15.VII.[1]968 // Holotypus ♂ *Orthotylus emiliae*, sp. n. Kerzhner det. [1]969"; ZISP_ENT, AMNH_PBI 00252950.

Type locality

Russia: Sakhalin Province, Sakhalin Island, 12 km S of Kholmsk; 46.93, 142.

Current status

Synonym of *Orthotylus* (*Orthotylus*) *pallens* (Matsumura, 1911).

Orthotylus* (*Orthotylus*) *melanotylus Kerzhner, 1962
Fig. 81D
https://doi.org/10.5281/zenodo.12600180

Orthotylus (*Orthotylus*) *melanotylus* Kerzhner, 1962b: 145.

Type material

Holotype
KAZAKHSTAN • ♂; "Topolevka, E of Sarkand, Dzhung[arian] Alatau; Kerzhner leg.; 28 VI [1]957 // [silver circle] // 1200 m, mixed forest, *Salix* spp. // 115 // *Orthotylus* (s. str.) *melanotylus* sp. n. ♂, holotypus // Holotypus *Orthotylus melanotylus* Kerzhner"; ZISP_ENT, AMNH_PBI 00268226.

Type locality

Kazakhstan: Dzhungarian Alatau, Topolevka, 40 km E of Sarkand; 45.4, 80.33.

Current status

Valid species.

Pseudoloxops guttulatus Kerzhner & Muminov, 1974
Fig. 82A
https://doi.org/10.5281/zenodo.12600425

Pseudoloxops guttulatus Kerzhner & Muminov, 1974: 42.

Type material

Holotype
TAJIKISTAN • ♂; "Kondara, 40 km N of Dushanbe, Gissar Mts Range; Kerzhner leg.; 22.VIII.[1]972 // *Fraxinus potamophila* // Illustr[ation] of genit[alia] Kerzh[ner] Mum[inov] // Holotypus ♂ *Pseudoloxops guttulatus* Kerzh. + Mum."; ZISP_ENT, AMNH_PBI 00313823.

Type locality

Tajikistan: Kondara valley, 40 km N of Dushanbe; 38.93, 68.78.

Current status

Valid species.

Pseudoloxops iranicus Kerzhner, 1962
Fig. 82B
https://doi.org/10.5281/zenodo.12600458

Pseudoloxops iranicus Kerzhner, 1962c: 46.

Type material

Holotype
IRAN • ♂; "Kerman, SE Persia [= Iran]; Siyazov leg.; V [1]928 // Holotypus *Pseudoloxops iranicus* Kerzhner, 1962"; ZISP_ENT, AMNH_PBI 00313832.

Type locality

Iran: Kerman Province, Kerman; 30.27, 57.05.

Current status

Valid species.

Reuteria aceris Muminov, 1964
Fig. 82C
https://doi.org/10.5281/zenodo.12600558

Reuteria aceris Muminov, 1964: 58.

Type material

Holotype

TAJIKISTAN • ♂; "Taj[ikistan] south[ern] slope of Gissar Range, Takob; 14.VII.1961; N. Muminov leg. // Holotypus ♂ *Reuteria aceris* Mum."; ZISP_ENT, AMNH_PBI 00308554.

Type locality

Tajikistan: south slope of Gissar Range, Takob; 38.83, 68.93.

Current status

Valid species.

Reuteria kiritshenkoi Muminov, 1964
Fig. 82D
https://doi.org/10.5281/zenodo.12600595

Reuteria kiritshenkoi Muminov, 1964: 64.

Type material

Holotype

AZERBAIJAN • ♂; "Alekseevka, Talysh, Lenk[aran] u[ezd = Lankaran District]; Varshalovich leg.; 30 VIII [1]931 // Holotypus ♂ *Reuteria kiritshenkoi* Mum."; ZISP_ENT, AMNH_PBI 00308566.

Type locality

Azerbaijan: Talysh, Lenkaran District, Alekseevka; 38.68, 48.74.

Current status

Valid species.

Reuteria mesasiatica Muminov, 1964
Fig. 83A
https://doi.org/10.5281/zenodo.12600680

Reuteria mesasiatica Muminov, 1964: 62.

Type material

Holotype

TAJIKISTAN • ♂; "Southern slopes of Gissar Mts Range, Gornaya Khanaka [=Khonaqohikuhi]; 21.VI.1961; N. Muminov leg. // *Ulmus* // Holotypus ♂ *Reuteria mesasiatica* Mum."; ZISP_ENT, AMNH_PBI 00308562.

Type locality

Tajikistan: southern slopes of Gissar Range, Khonaqohikuhi; 38.65, 68.57.

Current status

Valid species.

Zanchius tarasovi Kerzhner, 1988
Fig. 83B
https://doi.org/10.5281/zenodo.12600716

Zanchius tarasovi Kerzhner, 1988a: 832. Lectotype designated by Kerzhner (1988b: 51, as holotype).

Type material

Lectotype

RUSSIA • ♂; "Kievka, Sudzukhin[sky Nature Reserve = Lazovsky Nature Reserve], Primorsk[y] Prov[ince]; Kerzhner leg.; 24.VIII.[1]959 // *Juglans* // Holotypus *Zanchius tarasovi* Kerzh."; ZISP_ENT, AMNH_PBI 00308614.

Type locality

Russia: Primorsky Territory, Lazovsky Nature Reserve, Kievka; 42.9, 133.7.

Current status

Valid species.

Subfamily Phylinae Douglas & Scott, 1865
Tribe Hallodapini Van Duzee, 1916

Allodapus sibiricus Poppius, 1912
Fig. 83C
https://doi.org/10.5281/zenodo.12604206

Allodapus sibiricus Poppius, 1912: 8. Lectotype designated by Kerzhner *et al.* (1997: 135).

Hallodapus sibiricus – Carvalho 1958: 170.

Type material

Lectotype

RUSSIA • ♂; "Sret[ensky] okr[ug = Sretensky District] Transbaikal Obl[ast = Zabaikalsky Territory] Urulga Station; 12.VII.[19]09; A. Keller leg. // 37. // Type // coll[ection of] Kiritshenko // *Allodapus sibiricus* n. sp. B. Poppius det. // Lectotypus *Allodapus sibiricus* Popp. Kerzhner design. 1981"; ZISP_ENT, AMNH_PBI 00254016.

Type locality

Russia: Zabaikalsky Territory, Urulga; 51.76, 114.78.

Current status

Valid species, current combination: *Hallodapus sibiricus* Poppius, 1912.

Hypomimus puncticollis Linnavuori, 1965
Fig. 83D
https://doi.org/10.5281/zenodo.12604480

Hypomimus puncticollis Linnavuori, 1965: 265.

Glaphyrocoris puncticollis – Linnavuori 1975a: 73.

Type material

Holotype
IRAN • ♂; "Kerman [currently Sistan and Baluchestan Provinces]: Sargad [region] Taashen — Sadkh [NE of Kavandar]; 28-30.IV.1901; N. Zarudny leg. // coll[ection of] Semenov-Tian-Shansky // typus // *Hypomimus puncticollis* Lv. // Iran, Kerman, Gebiet Sargand, Tschaaschen-Sadch; Zarudny leg."; ZISP_ENT, AMNH_PBI 00255162.

Type locality

Iran: Khash Province, NE of Karvandar rural district; 27.9, 60.7.

Current status

Valid species, current combination: *Glaphyrocoris puncticollis* (Linnavuori, 1965).

Laemocoris kiritschenkoi Poppius, 1912
Fig. 84A
https://doi.org/10.5281/zenodo.12604580

Laemocoris kiritschenkoi Poppius, 1912: 10. Lectotype designated by Kerzhner *et al.* (1997: 130).

Pongocoris kiritschenkoi – Linnavuori 1996: 62.

Type material

Lectotype
TURKMENISTAN • ♂; "Transkaspia, Repetek; 09.10.V; A. Holbek leg. // 22 // Type // *Laemocoris kiritschenkoi* n. sp. B. Poppius det. // coll[ection of] Kiritshenko // Lectotypus design. Kerzhner"; ZISP_ENT, AMNH_PBI 00255226.

Type locality

Turkmenistan: Repetek; 38.58, 63.18.

Current status

Valid species, current combination: *Pongocoris kiritschenkoi* (Poppius, 1912).

Laemocoris reuteri Reuter, 1879
Fig. 84B
https://doi.org/10.5281/zenodo.12604657

Laemocoris reuteri Reuter, 1879: 184.

Type material

Holotype
TURKMENISTAN • ♂; "Krasnov[odsk = Turkmenbashy] // [golden circle] // *Laemocoris* (n. g.) *gracilis* n. sp. Krasnovodsk // B. Jakowlew det. // Holotypus *Laemocoris reuteri* Reut."; ZISP_ENT, AMNH_PBI 00254247.

Type locality

Turkmenistan: Turkmenbashy; 40.02, 52.97.

Current status

Valid species.

Note

The holotype is damaged, with wings, antennae, and parts of the legs missing (Kerzhner *et al.* 1997).

Laemocoris zarudnyi Reuter, 1904
Fig. 84C
https://doi.org/10.5281/zenodo.12604725

Laemocoris zarudnyi Reuter, 1904: 11. Lectotype designated by Kerzhner *et al.* (1997: 136).

Type material

Lectotype
IRAN • ♂; "Gurmuk [= Hormak], bor[der] between Persia, Afghan[istan] and Baluch[istan]; Zarudny leg.; 9.VI.[18]98 // *Laemocoris zarudnyi* Reut. n. sp. Typ. // Lectotypus design. Kerzhner, 1997"; ZISP_ENT, AMNH_PBI 00254427.

Type locality

Iran: Sistan and Baluchestan Province, Hormak rural district; 29.9 8, 60.85.

Current status

Valid species.

Omphalonotus planus Kulik, 1965
Fig. 84D
https://doi.org/10.5281/zenodo.12604931

Omphalonotus planus Kulik, 1965b: 1505.

Type material

Holotype

RUSSIA • ♂; "Kharanor; 12.07.[19]63; S. Kulik leg. // Cotypus *Omphalonotus planus* sp. n., Kulik, det."; ZISP_ENT, AMNH_PBI 00254068.

Type locality

Russia: Zabaikalsky Territory, Kharanor; 50.11, 116.68.

Current status

Valid species.

Note

The thorax is damaged, with the right wing, left antenna, and most of the legs missing. The species was described from two males: a holotype housed at ZISP and a paratype kept at the Siberian Zoological Museum (Kulik 1965b; Tshernyshev 1995). S.A. Kulik was somewhat inconsistent in labeling the type series (e.g., see notes under *Heterocordylus alutaceus* or *Plagiognathus gilvus*) and incorrectly labeled the holotype as a "cotype".

Paralaemocoris anabaseus Kerzhner, 1984

Fig. 85A

https://doi.org/10.5281/zenodo.12605008

Paralaemocoris anabaseus Kerzhner, 1984: 40. Synonymized with *Paralaemocoris* (*Paralaemocoris*) *anabasus* Linnavuori, 1984 by Kerzhner (1993: 100).

Type material

Holotype

KAZAKHSTAN • ♂; "40 km S of Zhana-Arka [= Atasu], Karaganda Prov[ince]; Kerzhner leg.; 22 VI [1]960 // *Anabasis salsa* // Holotypus *Paralaemocoris anabaseus* Kerzh."; ZISP_ENT, AMNH_PBI 00334214.

Type locality

Kazakhstan: Karaganda Province, 40 km S of Atasu; 48.32, 71.65.

Current status

Synonym of *Paralaemocoris* (*Paralaemocoris*) *anabasus* Linnavuori, 1984.

Paralaemocoris* (*Laemocorella*) *linnavuorii Kerzhner, 1970

Fig. 85B

https://doi.org/10.5281/zenodo.12605364

Paralaemocoris linnavuorii Kerzhner, 1970a: 644. New name for *Paralaemocoris* (*Laemocorella*) *ahngeri* sensu Linnavuori, 1964a.

Type material

Holotype

IRAN • ♂; "Persia sept.-or. Shachrud; 1914.19.V.; Kiritshenko leg. // coll[ection of] Kiritshenko // Holotypus ♂ *Paralaemocoris linnavuorii* Kerzh."; ZISP_ENT, AMNH_PBI 00254586.

Type locality

Iran: Semnan Province, Shahrud; 36.41, 54.98.

Current status

Valid species.

Paralaemocoris* (*Paralaemocoris*) *anabasus Linnavuori, 1984

Fig. 85C

https://doi.org/10.5281/zenodo.12605294

Paralaemocoris (*Paralaemocoris*) *anabasus* Linnavuori, 1984: 39. Lectotype designated by Kerzhner (1993: 100).

Type material

Lectotype

KAZAKHSTAN • ♀; "40 km S of Zhana-Arka [= Atasu], Karaganda Prov[ince]; Kerzhner leg.; 22 VI [1]960 // *Anabasis salsa* // // Syntypus *Paralaemocoris anabasus* Linnav. // Lectotypus *Paralaemocoris anabasus* Lnv. design. Kerzhner, 1993"; ZISP_ENT, AMNH_PBI 00254435.

Type locality

Kazakhstan: Karaganda Province, 40 km S of Atasu; 48.32, 71.65.

Current status

Valid species.

Systellonotus wagneri Linnavuori, 1964

Fig. 85D

https://doi.org/10.5281/zenodo.12605422

Systellonotus wagneri Linnavuori, 1964a: 328. Lectotype designated by Kerzhner *et al.* (1997: 136).

Type material

Lectotype

IRAN • ♂; "Persia sept.-or. Shachrud; 1914.11.V; Kiritshenko leg. // Holotypus // Lectotypus *Systell. wagneri* Lnv. design. Kerzhner"; ZISP_ENT, AMNH_PBI 00255206.

Type locality

Iran: Semnan Province, Shahrud; 36.41, 54.98.

Current status

Valid species.

Trachelonotus unifasciatus Reuter, 1904
Fig. 86A
https://doi.org/10.5281/zenodo.12605472

Trachelonotus unifasciatus Reuter, 1904a: 13. Junior secondary homonym of *Glaphyrocoris unifasciatus* Reuter, 1903.
Glaphyrocoris iranicus Linnavuori, 1965: 266. New name for *Trachelonotus unifasciatus* Reuter, 1904.

Type material

Holotype
IRAN • ♂; "Podatschi [= Podagi nr Karvander] – Kuhimurgak, Kirman [currently Sistan and Baluchestan Province], Pers[ia]; Zarudny leg.; 25.VI [18]98 // *Trachelonotus unifasciatus* Reut. n. g. et sp. Typ. // Holotypus"; ZISP_ENT, AMNH_PBI 00255167.

Type locality

Iran: Sistan and Baluchestan Province, between Podagi and Kuh-i-Mughak, near Karvander; 27.88, 60.73.

Current status

Glaphyrocoris iranicus Linnavuori, 1965.

Tribe Phylini Douglas & Scott, 1865

Agalliastes fulvicornis Jakovlev, 1889
Fig. 86B
https://doi.org/10.5281/zenodo.12607759

Agalliastes fulvicornis Jakovlev, 1889b: 348. Lectotype designated by Kerzhner (1997a: 247).

Salicarus fulvicornis – Kerzhner 1997a: 247.

Type material

Lectotype
MONGOLIA • ♀; "Khara [= Khar Gol River] – Boro [= Boro-Tai River] // [golden circle] // coll[ection of] V. Jakovlev. // *fulvicornis* // ?? very small *Salicarus* // Lectotypus ♀ *Agalliastes fulvicornis* Jak. design. Kerzhner 1995"; ZISP_ENT, AMNH_PBI 00233377.

Type locality

Mongolia: Selenge Aimag, between Khar Gol River and Boro-Tai River; 48.83, 106.2.

Current status

Valid species, current combination: *Salicarus fulvicornis* (Jakovlev, 1889).

Agalliastes pumilus Jakovlev, 1876
Fig. 86C
https://doi.org/10.5281/zenodo.12608023

Agalliastes pumilus Jakovlev, 1876: 121. Lectotype designated by Kerzhner *et al.* (1997: 133).

Compsidolon (*Apsinthophylus*) *pumilum* – Wagner 1965: 121. — Konstantinov 2006: 497.

Type material

Lectotype

RUSSIA • ♀; "Yandk.[= Yandyki] // [golden circle] // *pumilus* n. sp. // coll[ection of] V. Jakovlev // *Psallus pumilus* Jak. Oschanin det. // Lectotypus ♀ *Agalliastes pumilus* Jak. design. Kerzhn. [1]995"; ZISP_ENT, AMNH_PBI 00235953.

Type locality

Russia: Astrakhan Province, Limansky District, Yandyki; 45.77, 47.13.

Current status

Valid species, current combination: *Compsidolon* (*Apsinthophylus*) *pumilum* (Jakovlev, 1876).

Agraptocoris concolor Reuter, 1903

Fig. 86D

https://doi.org/10.5281/zenodo.12608489

Agraptocoris concolor Reuter, 1903a: 7. Lectotype designated by Kerzhner *et al.* (1997: 127).

Type material

Lectotype

MONGOLIA • ♂; "Chelotay-buluk (Nyudun) [Chulutuin-Bulag], E of Urga [= Ulaanbaatar]; Klements leg.; 08 VIII [18]97 // *Agraptocoris concolor* Reut. n. g. et sp. Typ. // Lectotypus *Agraptocoris concolor* Reut. design. Kerzhner"; ZISP_ENT, AMNH_PBI 00152971.

Type locality

Mongolia: Töv Aimag, E of Ulaanbaatar; 47, 106.

Current status

Valid species.

Agraptocoris eugeniae Konstantinov, 2019

Fig. 87A

https://doi.org/10.5281/zenodo.12608620

Agraptocoris eugeniae Konstantinov, 2019: 105.

Type material

Holotype

MONGOLIA • ♂; "Mongolia, Gobi-Alt. Aimak [= Govi-Altai Aimag], 15 km ENE of Tsogt; Narchuk leg.; 15.VII.[1]970 // *Salsola abrotanoides* // Holotypus *Agraptocoris eugeniae* F. Konstantinov, 2018"; ZISP_ENT, AMNH_PBI 00152350.

Type locality

Mongolia: Govi-Altai Aimag, 15 km ENE of Tsogt; 45.41, 96.83.

Current status

Valid species.

Agraptocoris nigrisetosus Konstantinov, 2019

Fig. 87B

https://doi.org/10.5281/zenodo.12608770

Agraptocoris nigrisetosus Konstantinov, 2019: 107.

Type material

Holotype

MONGOLIA • ♂; "Lamyn-gegen [Laman-Gegen], SE Khangay, Mongolia; Kiritshenko leg.; 17.VII [19]26 // Holotypus *Agraptocoris nigrisetosus* F. Konstantinov, 2018"; ZISP_ENT, AMNH_PBI 00152783.

Type locality

Mongolia: Bayankhongor Aimag, SE Khangay Mts, Laman-Gegen; 46.31, 100.99.

Current status

Valid species.

Note

Konstantinov (2019) mistakenly indicated that the type locality is in Övörkhangay (South Hangay) Aimag.

Agraptocoris oncotyloides Vinokurov, 1965

Fig. 87C

https://doi.org/10.5281/zenodo.12608968

Agraptocoris oncotyloides Vinokurov in Vinokurov & Kanyukova, 1995: 53.

Type material

Holotype

RUSSIA • ♂; "Kosh-Agach, Altai; Kerzhner leg.; 21.07 [1]964 // *Ctenopodium frustescens* 7 spec[imens] // Holotypus ♂ *Agraptocoris oncotyloides* sp. n. Vinokurov des. '94 [1994]"; ZISP_ENT, AMNH_PBI 00152156.

Type locality

Russia: Altai Republic, Kosh-Agach; 49.99, 88.68.

Current status

Valid species.

Agraptocoris pallescens Konstantinov, 2019
Fig. 87D
https://doi.org/10.5281/zenodo.12609122

Agraptocoris pallescens Konstantinov, 2019: 114.

Type material

Holotype
MONGOLIA • ♂; "Mongolia; Gobi-Altay Aimak [= Govi-Altai Aimag] 30 km N of Delger; Emeljanov leg.; 25.VIII.[1]967 // Holotypus *Agraptocoris pallescens* F. Konstantinov, 2018"; ZISP_ENT, AMNH_PBI 00153451.

Type locality

Mongolia: Govi-Altai Aimag, 30 km N of Delger; 46.6, 97.4.

Current status

Valid species.

Agraptocoris pamiricus Konstantinov, 2019
Fig. 88A
https://doi.org/10.5281/zenodo.12609176

Agraptocoris pamiricus Konstantinov, 2019: 118.

Type material

Holotype
TAJIKISTAN • ♂; "Pamir, Kyzyl-Rabat; on Pamirian winterfat; Narchuk leg. 27.VII.[1]965 // Holotypus *Agraptocoris pamiricus* F. Konstantinov, 2018"; ZISP_ENT, AMNH_PBI 00152378.

Type locality

Tajikistan: Kyzyl-Rabat; 37.85, 74.63.

Current status

Valid species.

Agraptocoris subconcolor Konstantinov, 2019
Fig. 88B
https://doi.org/10.5281/zenodo.12609403

Agraptocoris subconcolor Konstantinov, 2019: 118.

Type material

Holotype
MONGOLIA • ♂; "Mongolia; South Gobi Aimak [= Ömnögovi Aimag] locality Bain-dzag, 30 km NNE of Bulgan; Kerzhner leg.; 26.VII.[1]967 [28 – crossed out] // Holotypus *Agraptocoris subconcolor* F. Konstantinov, 2018"; ZISP_ENT, AMNH_PBI 00152972.

Type locality

Mongolia: Ömnögovi Aimag, Bain-dzag, 30 km NNE of Bulgan; 44.32, 103.72.

Current status

Valid species.

Amblytylus arnoldiorum Kerzhner, 1977

Fig. 88C

https://doi.org/10.5281/zenodo.12610985

Amblytylus arnoldiorum Kerzhner, 1977b: 8.

Type material

Holotype

UKRAINE • ♂; "Pine forest near Svyatogorskaya Railway Station [= Sosnovoe], sands; Arnoldi leg.; 14/VI [19]94 [0 – crossed out] // Holotypus ♂ *Amblytylus arnoldiorum* Kerzh. // A. Matocq vid. 2005"; ZISP_ENT, AMNH_PBI 00236224.

Type locality

Ukraine: Donetsk Province, Sosnovoe; 49.07, 37.55.

Current status

Valid species (see Matocq & Pluot-Sigwalt 2012).

Amblytylus concolor Jakovlev, 1877

Fig. 88D

https://doi.org/10.5281/zenodo.13982993

Amblytylus concolor Jakovlev, 1877: 297. Lectotype designated by Kerzhner (1977b: 7).

Type material

Lectotype

RUSSIA • ♂; "[golden circle] // Yandyk[i] // coll[ection of] V. Jakovlev. // *Amblytylus concolor* B. Jakovlew det. // Lectotypus ♀ *Amblytylus concolor* Jak. design. Kerzhner [1]977"; ZISP_ENT, AMNH_PBI 00236232.

Type locality

Russia: Astrakhan Province, Yandyki; 45.77, 47.13.

Current status

Valid species.

Amblytylus glaucicollis Kerzhner, 1977

Fig. 89A

https://doi.org/10.5281/zenodo.12611369

Amblytylus glaucicollis Kerzhner, 1977b: 9. Synonymized with *Megalocoleus exsanguis* (Herrich-Schaeffer, 1835) by Matocq & Pluot-Sigwalt (2012: 148).

Type material

Holotype

RUSSIA • ♂; "Salgi, Ingushetia, 5462'. Tersk[aya] obl[ast = Terek Province]; Kiritshenko leg.; 25 VIII [1]927 // Holotypus *Amblytylus glaucicollis* Kerzh. // immature // *Megalocoleus exsanguis* (Herrich-Schaeffer) A. Matocq det. 2004"; ZISP_ENT, AMNH_PBI 00236228.

Type locality

Russia: Republic of Ingushetia, Salgi; 42.80, 44.82.

Current status

Synonym of *Megalocoleus exsanguis* (Herrich-Schaeffer, 1835).

Andrewia bochkovi Konstantinov & Namyatova, 2020

Fig. 89B

https://doi.org/10.5281/zenodo.12619180

Andrewia bochkovi Konstantinov & Namyatova, 2020: 288.

Type material

Holotype

INDONESIA • ♂; "Indonesia, Biak Isl[and], near Wari; 13.08.2012; S00°51'55.4" E136°02'13.4"; F. Konstantinov leg. // *Syzygium* sp. (Myrtaceae) pic. 7203-7214 // Holotypus *Andrewia bochkovi* F. Konstantinov & A. Namyatova, 2019"; ZISP_ENT, AMNH_PBI 00340103.

Type locality

Indonesia: Biak Island, near Wari; -0.87, 136.03.

Current status

Valid species.

Anoterops pennicornis Jakovlev, 1880

Fig. 89C

https://doi.org/10.5281/zenodo.12619311

Anoterops pennicornis Jakovlev, 1880a: 216. Synonymized with *Oncotylus vitticeps* Reuter, 1879 by Kiritshenko (1951: 189). Lectotype designated by Kerzhner *et al.* (1997: 132).

Type material

Lectotype

RUSSIA • ♂; "Sarep[ta = Krasnoarmeysky District of Volgograd] // [golden circle] // *A. pennicornis* // *Oncotylus pennicornis* Jak. B. Jakowlew det. // coll[ection of] V. Jakovlev. // Lectotypus ♂ *Anoterops pennicornis* Jak. design. Kerzhner [19]95"; ZISP_ENT, AMNH_PBI 00148309.

Type locality

Russia: Volgograd Province, Krasnoarmeysky District of Volgograd; 48.5, 44.48.

Current status

Synonym of *Oncotylus* (*Oncotylus*) *vitticeps* Reuter, 1879.

Apocremnus albipes Jakovlev, 1877
Fig. 89D
https://doi.org/10.5281/zenodo.13955903

Apocremnus albipes Jakovlev, 1877a: 298. Synonymized with *Criocoris sulcicornis* (Kirschbaum, 1856) by Kerzhner (1962a: 386). Lectotype designated by Kerzhner *et al.* (1997: 124).

Type material

Lectotype

RUSSIA • ♂; "[golden circle] // Sarep[ta = Krasnoarmeysky District of Volgograd] // *Apocremnus albipes* Jak. n. sp. Typ. // coll[ection of] V. Jakovlev. // *Psallus* Jak. *albipes* Reut. O. M. Reuter det. // = *Criocoris sulcicornis* Kbm. ♂ Kerzhner det. [1]961 // Lectotypus *Apocremnus albipes* Jak. design. Kerzhner"; ZISP_ENT, AMNH_PBI 00241340.

Type locality

Russia: Volgograd Province, Krasnoarmeysky District of Volgograd; 48.5, 44.48.

Current status

Synonym of *Criocoris sulcicornis* (Kirschbaum, 1856).

Apocremnus anticus Reuter, 1876
Fig. 143C
https://doi.org/10.5281/zenodo.12619889

Apocremnus anticus Reuter, 1876: 22.

Psallus (*Apocremnus*) *anticus* – Kerzhner 1994: 292.

Type material

Holotype

RUSSIA • sex unknown; "145 // [golden circle] // *Psallus anticus* Reut. Typ. // coll[ection of] V. Jakovlev. // *Psallus anticus* Reut. O. M. Reuter det. // *Psallus cognatus* Jak. Kerzhner det. [1]962 // *P. cognatus*! // Holotypus *Apocremnus anticus* Reut."; ZISP_ENT, AMNH_PBI 00238679.

Type locality

Russia: Volgograd Province, Krasnoarmeysky District of Volgograd; 48.5, 44.48.

Current status

Valid species, current combination: *Psallus* (*Apocremnus*) *anticus* (Reuter, 1876).

Note

Severely damaged, with only the fore tarsus, a middle leg, and a hind leg remaining (Kerzhner 1994). Reuter (1876) did not specify the number of specimens in the original description based on Jakovlev's material, whereas Jakovlev (1877a: 278) explicitly stated that the description was based on a single specimen, which therefore constitutes a holotype.

Atomophora fuscomaculata Reuter, 1879
Fig. 90A
https://doi.org/10.5281/zenodo.12620046

Atomophora fuscomaculata Reuter, 1879c: 291. Lectotype designated by Kerzhner *et al.* (1997: 129).

Camptotylidea fuscomaculata – Linnavuori 1990: 62. — Konstantinov 1999: 108.

Type material

Lectotype
TURKMENISTAN • ♂; "103 // [golden circle] // *Atomophora fuscomaculata* Reut. // Lectotypus *Atomoph. fuscomaculata* Reut. design. Kerzhner [19]97 // coll[ection of] V. Jakovlev // *Atomophora fuscomaculata* O. M. Reuter det."; ZISP_ENT, AMNH_PBI 00146719.

Type locality

Turkmenistan: "in terris circa mare Caspicum".

Current status

Valid species, current combination: *Camptotylidea fuscomaculata* (Reuter, 1879).

Atomophora guttata Konstantinov, 2000
Fig. 90B
https://doi.org/10.5281/zenodo.12620177

Atomophora guttata Konstantinov, 2000: 42.

Type material

Holotype
TURKMENISTAN • ♂; "Uch-Adzhi [= Bagtyýarlyk] // Transcaspian Obl[ast now in Baýramaly District, Turkmenistan]; Germs leg.; 08 IV. [1]900 // Holotypus *Atomophora guttata* Konst."; ZISP_ENT, AMNH_PBI 00146966.

Type locality

Turkmenistan: Bagtyýarlyk; 38.09, 62.8.

Current status

Valid species.

Atomophora mongolica Konstantinov, 2000
Fig. 90C
https://doi.org/10.5281/zenodo.12621000

Atomophora mongolica Konstantinov, 2000: 40.

Type material

Holotype
MONGOLIA • ♂; "Mongolia, South Gobi Aimak [Ömnögovi Aimag], Bordzon-Gobi 80 km SSE of Nomgon; Emeljanov leg.; 5–8.VIII.[1]967 // 63–9 // Holotypus *Atomophora mongolica* Konst."; ZISP_ENT, AMNH_PBI 00146615.

Type locality

Mongolia: Ömnögovi Aimag, Bordzon-Gobi, 80 km SSE of Nomgon; 42.22, 105.57.

Current status

Valid species.

Atomophora suffusca Konstantinov, 2000
Fig. 90D
https://doi.org/10.5281/zenodo.12621122

Atomophora suffusca Konstantinov, 2000: 43.

Type material

Holotype
TURKMENISTAN • ♂; "Transcaspia, Repetek; 6.V.[19]09; A. Hohlbeck leg. // Holotypus *Atomophora suffusca* Konst."; ZISP_ENT, AMNH_PBI 00146551.

Type locality

Turkmenistan: Repetek; 38.57, 63.18.

Current status

Valid species.

Atomoscelis brevicornis Reuter, 1879
Fig. 91A
https://doi.org/10.5281/zenodo.12621230

Atomoscelis brevicornis Reuter, 1879: 39.

Anonychiella brevicornis – Carapezza 1997: 129.

Type material

Holotype
RUSSIA • ♀; "*Atomoscelis brevicornis* n. sp. // coll[ection of] V. Jakovlev. // [golden circle] // Holotypus"; ZISP_ENT, AMNH_PBI 00237703.

Type locality

Russia: Astrakhan Province, Astrakhan; 46.37, 48.08.

Current status

Valid species, current combination: *Anonychiella brevicornis* (Reuter, 1879).

Atractotomimus picturatus Kiritshenko, 1952

Fig. 91B

https://doi.org/10.5281/zenodo.12621391

Atractotomimus picturatus Kiritshenko, 1952: 190. Lectotype designated by V.G. Putshkov (1977: 375).

Type material

Lectotype

TAJIKISTAN • ♀; "Kurgan-Tyube [= Bokhtar], Vall[ey of] Vakhsh R[iver[; Gussakovskiy leg.; 29 VIII [1]935 // Lectotypus *Atract. picturatus* Kir. design. Putshkov"; ZISP_ENT, AMNH_PBI 00220990.

Type locality

Tajikistan: Bokhtar; 37.82, 68.77.

Current status

Valid species.

Atractotomimus virens Kiritshenko, 1952

Fig. 91C

https://doi.org/10.5281/zenodo.12621706

Atractotomimus virens Kiritshenko, 1952: 190. Synonymized with *Atractotomimus picturatus* Kiritshenko, 1952 by V.G. Putshkov (1977a: 375). Lectotype designated by Kerzhner *et al.* (1997: 136).

Type material

Lectotype

TAJIKISTAN • ♂; "Porchi-say [Porchisay], Vall[ey of] Yavan-su [Yavansu] R[iver] Taj[ikistan]; Kiritshenko leg.; 17 V [1]943 // Lectotypus *Atract. virens* Kir. design. Kerzhner"; ZISP_ENT, AMNH_PBI 00221651.

Type locality

Tajikistan: Porchisay, Yavansu River; 38.23, 69.20.

Current status

Synonym of *Atractotomimus picturatus* Kiritshenko, 1952.

Atractotomus albipennis Reuter, 1876
Fig. 91D
https://doi.org/10.5281/zenodo.12621947

Atractotomus albipennis Reuter, 1876: 21.

Dacota (*Leguminola*) *albipennis* – Kerzhner 1988b: 74.

Type material

Holotype

RUSSIA • ♂; "[broken golden circle] // 176 // *Atractotomus albipennis* Typ. Reut. // coll[ection of] V. Jakovlev. // *Atractotomus albipennis* Reut. O. M. Reuter det. // Holotypus // Lectotypus *Atractotomus albipennis* Reut."; ZISP_ENT, AMNH_PBI 00241349.

Type locality

Russia: Volgograd Province, Krasnoarmeysky District of Volgograd; 48.5, 44.48.

Current status

Valid species, current combination: *Dacota* (*Leguminola*) *albipennis* (Reuter, 1876).

Note

Although this species was originally described from a single specimen (Jakovlev 1877a), Vinokurov (1978) erroneously referred to the type specimen as a lectotype.

Atractotomus nigritarsis Jakovlev, 1882
Fig. 92A
https://doi.org/10.5281/zenodo.12622181

Atractotomus nigritarsis Jakovlev, 1882: 370. Lectotype designated by Vinokurov (1978a: 41, as holotype).

Dacota (*Leguminola*) *nigritarsis* – Kerzhner 1988b: 74.

Type material

Lectotype

RUSSIA • ♀; "*nigritarsis* // [golden circle] // coll[ection of] V. Jakovlev. // Orb. Gov. [Orenburg Governorate = Orenburg Province] // *Atractotomus nigritarsis* Jak. B. Jakowlew det. // Holotypus ♂ *Atractotomus nigritarsis* Jak. // Lectotypus *Atractotomus nigritarsis* Jak."; ZISP_ENT, AMNH_PBI 00241723.

Type locality

Russia: Orenburg Province.

Current status

Valid species, current combination: *Dacota* (*Leguminola*) *nigritarsis* (Jakovlev, 1882).

Auchenocrepis reuteri Jakovlev, 1876
Fig. 92B
https://doi.org/10.5281/zenodo.12622322

Auchenocrepis reuteri Jakovlev, 1876: 120. Lectotype designated by Kerzhner *et al.* (1997: 134).

Type material

Lectotype
TURKMENISTAN • ♀; "426 [on pink paper circle] // [golden circle] // coll[ection of] V. Jakovlev. // *Auchenocrepis reuteri* n. sp. // *Auchenocrepis reuteri* Jak. B. Jakowlew det. // Lectotypus ♀ *Auchenocrepis reuteri* Jak. design. Kerzhner 1994"; ZISP_ENT, AMNH_PBI 00229618.

Type locality

Turkmenistan: Turkmenbashi; 40.02, 52.97.

Current status

Valid species.

Camptotylidea bucharica Konstantinov, 1999
Fig. 92C
https://doi.org/10.5281/zenodo.12622419

Camptotylidea bucharica Konstantinov, 1999: 102.

Type material

Holotype
UZBEKISTAN • ♂; "Uzbekistan, Bukhara Prov[ince] 34 [km] SE of Ayakguzhumdy; *Salsola rigida*; Kerzhner leg.; 20.5.[1]965 // Holotypus *Camptotylidea bucharica* Konstantinov 1999"; ZISP_ENT, AMNH_PBI 00146862.

Type locality

Uzbekistan: Bukhara Province, 34 km southeast of Ayakguzhumdy; 40.55, 64.06.

Current status

Valid species.

Camptotylidea ceratoides Konstantinov, 1999
Fig. 92D
https://doi.org/10.5281/zenodo.12622617

Camptotylidea ceratoides Konstantinov, 1999: 97.

Type material

Holotype
KAZAKHSTAN • ♂; "Karasay [= Kara-Say railway station], 65 km N of Khantau [railway station], Dzhamb[ul = Jambyl] Prov[ince]; Kerzhner leg.; 17.VI.[1]978 // *Eurotia ceratoides* (*Ceratodes pappula*) // Holotypus *Camptotylidea ceratoides* Konstantinov, 1999"; ZISP_ENT, AMNH_PBI 00146837.

Type locality

Kazakhstan: Jambyl Province, Kara-Say Railway Station, 65 km N of Khantau Railway Station; 43.81, 73.91.

Current status

Valid species.

Camptotylidea ephedrae Konstantinov, 1999

Fig. 93A

https://doi.org/10.5281/zenodo.12622877

Camptotylidea ephedrae Konstantinov, 1999: 102.

Type material

Holotype

KAZAKHSTAN • ♂; "Kazakhstan 10 km N of Kense [= Aqkengse] sands; on *Ephedra distachya*; 28.5.1962; Kerzhner leg. // Holotypus *Camptotylidea ephedrae* Konstantinov, 1999"; ZISP_ENT, AMNH_PBI 00146850.

Type locality

Kazakhstan: Ulytau Province, 10 km N of Aqkengse sands; 46.92, 68.34.

Current status

Valid species.

Camptotylidea incarnata Konstantinov, 1999

Fig. 93B

https://doi.org/10.5281/zenodo.12623328

Camptotylidea incarnata Konstantinov, 1999: 98.

Type material

Holotype

KAZAKHSTAN • ♂; "Muyun-kum Sands [= Moiynkum Desert] Kargaly-Kul [Akkol] Lake 19. V. [19]10; A. Kiritshenko leg. // Holotypus *Camptotylidea incarnata* Konstantinov, 1999"; ZISP_ENT, AMNH_PBI 00146529.

Type locality

Kazakhstan: Jambul Province, Moiynkum Desert, Akkol Lake; 43.38, 70.7.

Current status

Valid species.

Camptotylidea kanduli Konstantinov, 1999
Fig. 93C
https://doi.org/10.5281/zenodo.12623453

Camptotylidea kanduli Konstantinov, 1999: 112.

Type material

Holotype
MONGOLIA • ♂; "Mongolia; South Gobi Aimak [= Ömnögovi Aimag] locality Bain-Dzag, 30 km NNE of Bulgan; Kerzhner leg.; 26.VII.[1]967 [28 – crossed out] // Holotypus *Camptotylidea kanduli* Konstantinov, 1999"; ZISP_ENT, AMNH_PBI 00146078.

Type locality

Mongolia: Ömnögovi Aimag, locality Bain-Dzag, 30 km NNE of Bulgan; 44.32, 103.72.

Current status

Valid species.

Camptotylidea obscurata Konstantinov, 1999
Fig. 93D
https://doi.org/10.5281/zenodo.12623578

Camptotylidea obscurata Konstantinov, 1999: 104.

Type material

Holotype
KAZAKHSTAN • ♂; "35 km W of Balkhash city; *Anabasis salsa*; Kerzhner leg.; 22.VI.[1]978 // Holotypus *Camptotylidea obscurata* Konstantinov, 1999"; ZISP_ENT, AMNH_PBI 00146423.

Type locality

Kazakhstan: Karaganda Province, 35 km E of Balkhash city; 46.83, 75.47.

Current status

Valid species.

Camptotylidea perirata Konstantinov, 1999
Fig. 94A
https://doi.org/10.5281/zenodo.12623663

Camptotylidea perirata Konstantinov, 1999: 114.

Type material

Holotype
Uzbekistan • ♂; "Buchara mer. Termez; 18.VI.[19]12; Kiritshenko leg. // Holotypus C*amptotylidea perirata* Konstantinov, 1999"; ZISP_ENT, AMNH_PBI 00146378.

Type locality

Uzbekistan: Surxondaryo Province, Termez; 37.22, 67.27.

Current status

Valid species.

Camptotylidea salsola Konstantinov, 1999
Fig. 94B
https://doi.org/10.5281/zenodo.12624012

Camptotylidea salsosa Konstantinov, 1999: 114.

Type material

Holotype

UZBEKISTAN • ♂; "Uzbekistan Buchara Prov[ince] 34 [km] SE of Ayakguzhumdy; *Haloxylon* sp.; Kerzhner leg.; 20.5.[1]965 // Holotypus *Camptotylidea salsola* Konstantinov, 1999"; ZISP_ENT, AMNH_PBI 00146207.

Type locality

Uzbekistan: Bukhara Province, 34 km Southeast of Ayakguzhumdy; 40.549, 64.064.

Current status

Valid species.

Camptotylidea striata Konstantinov, 1999
Fig. 94C
https://doi.org/10.5281/zenodo.12624076

Camptotylidea striata Konstantinov, 1999: 116.

Type material

Holotype

KYRGYZSTAN • ♂; "Shekaftar, Fergana Vall[ey]; Kerzhner leg.; 19 VI [1]966 // Holotypus *Camptotylidea striata* Konstantinov, 1999"; ZISP_ENT, AMNH_PBI 00146770.

Type locality

Kyrgyzstan: Fergana Valley, Shekaftar; 41.22, 71.32.

Current status

Valid species.

Camptotylus apanaskevichi Konstantinov, 2008
Fig. 94D
https://doi.org/10.5281/zenodo.12624183

Camptotylus apanaskevichi Konstantinov, 2008b: 4.

Type material

Holotype

UZBEKISTAN • ♂; "Buchara mer. Termez; 19.V.[19]12; Kiritshenko leg. // coll[ection of] Kiritshenko // Holotypus *Camptotylus apanaskevichi* Konstantinov, 2006"; ZISP_ENT, AMNH_PBI 00140011.

Type locality

Uzbekistan: Surxondaryo Province, Termez; 37.22, 67.27.

Current status

Valid species.

Camptotylus aphidoides Jakovlev, 1881
Fig. 95A
https://doi.org/10.5281/zenodo.12624323

Camptotylus aphidoides Jakovlev, 1881: 199. Synonymized with *Camptotylus linae* (Puton, 1881) by Reuter (1885e: 159). Lectotype designated by Kerzhner *et al.* (1997: 124).

Type material

Lectotype

RUSSIA • ♂; "Petr[ovsk =Makhachkala] // [golden circle] // coll[ection of] V. Jakovlev // Lectotypus ♂ *Camptotylus aphidoides* Jak. design. Kerzhner 1994 // Paralectotypus design."; ZISP_ENT, AMNH_PBI 00140811.

Type locality

Russia: Dagestan Republic, Makhachkala; 43.00, 47.47.

Current status

Synonym of *Camptotylus linae* (Puton, 1881).

Camptotylus reaumuriae Konstantinov, 2008
Fig. 95B
https://doi.org/10.5281/zenodo.12624466

Camptotylus reaumuriae Konstantinov, 2008b: 13.

Type material

Holotype

MONGOLIA • ♂; "Bon-Tsagan-Nor [= Böön Tsagaan nur], Halha, Mong[olia]; Kiritshenko leg.; 27 VIII [1]926 // Holotypus *Camptotylus reaumuriae* Konstantinov 2006"; ZISP_ENT, AMNH_PBI 00139829.

Type locality

Mongolia: Bayankhongor Aimag, Böön Tsagaan nur, Halha; 45.55, 99.08.

Current status

Valid species.

Camptotylus reuteri Jakovlev, 1881
Fig. 95C
https://doi.org/10.5281/zenodo.12624563

Camptotylus reuteri Jakovlev, 1881: 196. Lectotype designated by Kerzhner *et al.* (1997: 134).

Type material

Lectotype
RUSSIA • ♂; "Petr[ovsk = Makhachkala] // [golden circle] // coll[ection of] V. Jakovlev // Lectotypus ♂ *Camptotylus reuteri* Jak. design. Kerzhner 1994"; ZISP_ENT, AMNH_PBI 00140167.

Type locality

Russia: Dagestan Republic, Makhachkala; 43.00, 47.47.

Current status

Valid species.

Camptozorus chondrillae Kerzhner, 1996
Fig. 95D
https://doi.org/10.5281/zenodo.12624641

Camptozorus chondrillae Kerzhner, 1996: 116.

Type material

Holotype
RUSSIA • ♂; "Dosang [Railway Station] 64 km N of Astrakhan; 09 VII [1]961; Emeljanov & Kerzhner leg. // *Chondrilla* // Holotypus *Camptozorus chondrillae* Kerzh."; ZISP_ENT, AMNH_PBI 00222567.

Type locality

Russia: Astrakhan Province, Dosang Railway Station, 64 km N of Astrakhan; 46.91, 47.91.

Current status

Valid species.

Camptozorus lactucae Kerzhner, 1996
Fig. 96A
ttps://doi.org/10.5281/zenodo.12624743

Camptozorus lactucae Kerzhner, 1996: 116.

Type material

Holotype
KAZAKHSTAN • ♂; "Kazakhstan, Bugaz R[iver], 35 km NW of Aksuata, Semipalatinsk Prov[ince = East Kazakhstan Province]; Kerzhner leg.; 30-31.VII.[1]978 // *Lactuca tatarica* // Holotypus *Camptoz. lactucae* Kerzh."; ZISP_ENT, AMNH_PBI 00222912.

Type locality

Kazakhstan: East Kazakhstan Province, Bugaz River, 35 km NW of Aksuat; 47.95, 82.52.

Current status

Valid species.

Campylomma albicans Jakovlev, 1893

Fig. 96B

https://doi.org/10.5281/zenodo.14265914

Campylomma albicans Jakovlev, 1893: 308. Synonymized with *Chlamydatu*s (*Euattus*) *pullus* (Reuter, 1870) by Josifov & Kerzhner (1967: 3). Lectotype designated by Kerzhner *et al.* (1997: 124).

Type material

Lectotype

RUSSIA • ♂; "*albicans* // [golden circle] // coll[ection of] V. Jakovlev. // = *Chlamydatus pullus* (teneral) // Lectotypus [♀ – crossed out] *Campylomma albicans* Jak. design. Kerzhner 1994"; ZISP, INS_HEM_0000187.

Type locality

Russia: Irkutsk Province, Irkutsk; 52.29, 104.29.

Current status

Synonym of *Chlamydatu*s (*Euattus*) *pullus* (Reuter, 1870).

Campylomma angustula Reuter, 1904

Fig. 96C

https://doi.org/10.5281/zenodo.12624976

Campylomma angustula Reuter, 1904d: 22. Lectotype designated by Konstantinov *et al.* (2016: 124).

Campylomma angustulum – Steyskal 1973: 206. — Kerzhner & Josifov 1999: 319. — Konstantinov *et al.* 2016: 124.

Type material

Lectotype

EGYPT • ♂; "[golden circle] // Heliopolis // J. Sahlb. // J. Sahlberg [1]909. // J. Sahlberg [1]909. // *Campylomma angustula* Reut. O. M. Reuter det. // Lectotypus *Campylomma angustulum* Reuter, 1904 designated by F. Konstantinov *et al.*, 2015"; ZISP_ENT, AMNH_PBI 00226615.

Type locality

Egypt: Cairo, Heliopolis; 30.13, 31.29.

Current status

Valid species: *Campylomma angustulum* Reuter, 1904.

Campylomma attilioi Konstantinov, Neimorovets & Korzeev, 2016

Fig. 96D

https://doi.org/10.5281/zenodo.12625052

Campylomma attilioi Konstantinov, Neimorovets & Korzeev, 2016: 128.

Type material

Holotype

ALGERIA • ♂; "*Acacia raddiana* Savi. // Algerien, Abadla, Umgeb; 14.4. u. 18.4.[19]66; Eckerlein leg. // Holotypus *Campylomma attilioi* F. Konstantinov, V. Neimorovets & A. Korzeev, 2015"; ZISP_ENT, AMNH_PBI 00227732.

Type locality

Algeria: near Abadla; 31.01, -2.73.

Current status

Valid species.

Campylomma linnavuorii Konstantinov, Nemorovets & Korzeev, 2016

Fig. 97A

https://doi.org/10.5281/zenodo.12625459

Campylomma linnavuorii Konstantinov, Nemorovets & Korzeev, 2016: 137.

Type material

Holotype

TAJIKISTAN • ♂; "Kondara Gorge 1100 m, Varzob v[illage], Taj[ikistan]; Gussakovskiy leg.; 3 VII [19]37 // Holotypus *Campylomma linnavuorii* Konstantinov, Nemorovets & Korzeev, 2015"; ZISP_ENT, AMNH_PBI 00228623.

Type locality

Tajikistan: Kondara Gorge, near Varzob village; 38.78, 68.83.

Current status

Valid species.

Campylomma simillima Jakovlev, 1882

Fig. 97B

https://doi.org/10.5281/zenodo.12625582

Campylomma simillima Jakovlev, 1882c: 129. Lectotype designated by Kerzhner *et al.* (1997: 135).

Campylomma simillimum – Steyskal 1973: 206. — Kerzhner & Josifov 1999: 323. — Konstantinov *et al.* 2016: 140.

Type material

Lectotype

RUSSIA • ♂; "Petr[ovsk = Makhachkala] // [golden circle] // *C. simillima* // coll[ection of] V. Jakovlev. // Lectotypus ♂ *Campylomma simillima* Jak. design. Kerzhner 1994"; ZISP_ENT, AMNH_PBI 00226580.

Type locality

Russia: Dagestan Republic, Makhachkala; 43.00, 47.47.

Current status

Valid species: *Campylomma simillimum* Jakovlev, 1882.

Campylomma viridula Jakovlev, 1880
Fig. 97C
https://doi.org/10.5281/zenodo.12625630

Campylomma viridula Jakovlev, 1880b: 143. Synonymized with *Campylomma annulicorne* (Signoret, 1865) by Reuter (1879c: 296). Lectotype designated by Kerzhner *et al.* (1997: 136).
Campylomma annulicorne – Konstantinov *et al.* 2015: 206.

Type material

Lectotype

RUSSIA • ♀; "coll[ection of] V. Jakovlev. // [golden circle] // *Campylomma viridula* Jakovl. n. sp. Astrakhan // Lectotypus ♀ *Campylomma viridula* Jak. design. Kerzhner 1994"; ZISP_ENT, AMNH_PBI 00226567.

Type locality

Russia: Astrakhan Province, Astrakhan; 46.37, 48.08.

Current status

Synonym of *Campylomma annulicorne* (Signoret, 1865).

Capsus artemisiae Becker, 1864
Fig. 97D
https://doi.org/10.5281/zenodo.12625715

Capsus artemisiae Becker, 1864: 487. Lectotype designated by Schuh *et al.* (1995: 386).

Europiella artemisiae – Schuh *et al.* 1995: 386.

Type material

Lectotype

RUSSIA • ♂; "Sarepta [= Krasnoarmeysky District of Volgograd] // 13737 // 198// Gen[italia] prep[aration] ♂ P. Lindskog 1982 // Del. Spec. '5' // Lectotypus *Capsus artemisiae* Beck. design. Schuh *et al.*"; ZISP_ENT, AMNH_PBI 00144276.

Type locality

Russia: Volgograd Province, Krasnoarmeysky District of Volgograd; 48.5, 44.48.

Current status

Valid species, current combibation: *Europiella artemisiae* (Becker, 1864).

Capsus freyi Becker, 1864
Fig. 98A
https://doi.org/10.5281/zenodo.12158619

Capsus freyi Becker, 1864: 485. Nomen oblitum. Synonymized with *Macrocoleus chrysotrichus* Fieber, 1864 by Reuter (1908b: 542). Lectotype designated by Kerzhner *et al.* (1997: 128).

Type material

Lectotype
RUSSIA • ♂; "701 // Sarepta [= Krasnoarmeysky District of Volgograd]; Becker leg. // Lectotypus *Capsus freyi* Becker design. Kerzhner // *Megalocoleus chrysotrichus* (Fieber) A. Matocq det. 2002"; ZISP_ENT, AMNH_PBI 00155285.

Type locality

Russia: Volgograd Province, Krasnoarmeysky District of Volgograd; 48.5, 44.48.

Current status

Synonym of *Megalocoleus chrysotrichus* (Fieber, 1864).

Capsus halimocnemis Becker, 1864
Fig. 98B
https://doi.org/10.5281/zenodo.12158704

Capsus halimocnemis Becker, 1864: 485. Nomen oblitum. Synonymized with *Solenoxyphus fuscovenosus* (Fieber, 1864) by Kerzhner (1964a: 752). Lectotype designated by Kerzhner *et al.* (1997: 129).
Solenoxyphus fuscovenosus – Konstantinov 2008: 22.

Type material

Lectotype
RUSSIA • ♂; "*Halimocnemis glauca*, *crassifolia* // coll[ection of] V. Jakovlev. // Lectotypus *Capsus halimocnemis* Beck. design. Kerzhner"; ZISP_ENT, AMNH_PBI 00140765.

Type locality

Russia: Volgograd Province, Krasnoarmeysky District of Volgograd; 48.5, 44.48.

Current status

Synonym of *Solenoxyphus fuscovenosus* (Fieber, 1864).

Capsus pyrethri Becker, 1864
Fig. 98C
https://doi.org/10.5281/zenodo.12158863

Capsus pyrethri Becker, 1864: 485. Lectotype designated by Kerzhner *et al.* (1997: 134).

Oncotylus pyrethri – Jakovlev 1871: 13. — Kerzhner 1964a: 980.

Type material

Lectotype

RUSSIA • ♂; "62 // Sarepta [= Krasnoarmeysky District of Volgograd]; Becker leg. // Lectotypus *Capsus pyrethri* Beck. design. Kerzhner"; ZISP_ENT, AMNH_PBI 00149214.

Type locality

Russia: Volgograd Province, Krasnoarmeysky District of Volgograd; 48.5, 44.48.

Current status

Valid species, current combination: *Oncotylus* (*Oncotylus*) *pyrethri* (Becker, 1864).

Chlamydatus* (*Euattus*) *drymophilus Vinokurov, 1982
Fig. 98D
https://doi.org/10.5281/zenodo.12625961

Chlamydatus (*Euattus*) *drymophilus* Vinokurov, 1982b: 188.

Type material

Holotype

RUSSIA • ♂; "near Olyokminsk, no 87, Yakutia; Vinokurov leg.; 2 VIII [1]974 // Holotypus *Chlamydatus drymophilus* sp. n. Vinokurov det."; ZISP_ENT, AMNH_PBI 00225773.

Type locality

Russia: Yakutia Republic, near Olyokminsk; 60.38, 120.17.

Current status

Valid species.

Chlamydatus* (*Euattus*) *eurotiae Kerzhner, 1962
Fig. 99A
https://doi.org/10.5281/zenodo.12625819

Chlamydatus (*Euattus*) *eurotiae* Kerzhner, 1962b: 150.

Type material

Holotype

KAZAKHSTAN • ♂; "Koksengir, 40 km S of Zhana-Arka [= Atasu Railway Station], Karaganda Prov[ince]; 10.VIII.[1]959 Emeljanov leg. // on *Eurotia ceratoides* L. // *Chlamydatus* (*Euattus*) *eurotiae* sp. n. ♂; illustrations of genitalia; Kerzhner det. [1]959 // Holotypus"; ZISP_ENT, AMNH_PBI 00226165.

Type locality

Kazakhstan: Karaganda Province, 40 km S of Atasu, Koksengir Hills; 48.66, 71.108.

Current status

Valid species.

Chlamydatus* (*Euattus*) *nigripes Muminov, 1961
Fig. 99B
https://doi.org/10.5281/zenodo.12626133

Chlamydatus (*Euattus*) *nigripes* Muminov, 1961: 42.

Type material

Holotype
TAJIKISTAN • ♂; "right bank of Varzob R[iver] near Gushari, Taj[ikistan]; Kiriyanova leg.; 26 VI [1]956 // Holotypus ♂ *Chlamydatus nigripes* Mum. // Holotypus *Chlamydatus nigripes* Mum."; ZISP_ENT, AMNH_PBI 00225429.

Type locality

Tajikistan: right bank of Varzob River near Gushari; 38.9, 68.83.

Current status

Valid species.

Compsidolon kerzhneri Kulik, 1973
Fig. 99C
https://doi.org/10.5281/zenodo.12626621

Compsidolon kerzhneri Kulik, 1973: 21.

Compsidolon (*Apsinthophylus*) *kerzhneri* – Kerzhner & Josifov 1999: 329.

Type material

Holotype
RUSSIA • ♂; "Babstovo, Khb. [Khabarovsk Territory]; on *Potentilla* sp.; 22 VII [19]66; Kulik leg. // Holotypus *Chlamidatus kerzhneri* sp. n. dt. S. Kulik, [1]971"; ZISP_ENT, AMNH_PBI 00236781.

Type locality

Russia: Jewish Autonomous Province, Babstovo; 48.12, 132.47.

Current status

Valid species, current combination: *Compsidolon* (*Apsinthophylus*) *kerzhneri* Kulik, 1973.

Compsidolon schrenkianum Konstantinov & Vinokurov, 2011
Fig. 99D
https://doi.org/10.5281/zenodo.12626661

Compsidolon schrenkianum Konstantinov & Vinokurov, 2011: 33.

Type material

Holotype

CHINA • ♂; "W China, Xinjiang, Borohoro Range, 1912 m, Yili Guozigou Dujiacun; 44°27'151"N, 81°10'351"E; N. Vinokurov leg. 2010-7-27 // Holotypus *Compsidolon schrenkianum* F. Konstantinov & N. Vinokurov, 2011"; ZISP_ENT, AMNH_PBI 00337705.

Type locality

China: Xinjiang Uygur Autonomous Region, Borohoro Mts Range, Yili Guozigou Dujiacun; 44.45, 81.18.

Current status

Valid species. No subgeneric assignment was provided in the original description, but the species was later placed in the subgenus *Coniortodes* by Aukema *et al.* (2013), likely based on the comparison made in the original description with *C. alatavicum* (Kerzhner, 1962). While the genus *Compsidolon* is non-monophyletic and in urgent need of taxonomic revision, the current best placement for *Compsidolon schrenkianum* seems to be within the subgenus *Apsinthophylus*: *Compsidolon* (*Apsinthophylus*) *schrenkianum* Konstantinov & Vinokurov, 2011.

Coniortodes was originally diagnosed based on its pale ground coloration with dense minute spots on the dorsum and an apically twin-bladed vesica (Wagner 1952, 1965). However, the color pattern consisting of minute brown spots on the dorsum is present across all subgenera of *Compsidolon*, while an S-shaped, single-bladed vesica is characteristic of *Apsinthophylus* spp.

Compsidolon (***Apsinthophylus***) ***hiemale*** Konstantinov, 2006

Fig. 100A

https://doi.org/10.5281/zenodo.12626276

Compsidolon (*Apsinthophylus*) *hiemale* Konstantinov, 2006: 495.

Type material

Holotype

TAJIKISTAN • ♂; "Khurmi, right bank of Zeravshan R[iver]; Kiritshenko leg.; 4 XII [1]943 // Holotypus *Compsidolon hiemale* F. Konstantinov 2006"; ZISP_ENT, AMNH_PBI 00236532.

Type locality

Tajikistan: Khurmi, right bank of Zeravshan River; 39.51, 67.58.

Current status

Valid species.

Compsidolon (***Coniortodes***) ***hippophaes*** Muminov, 1979

Fig. 100B

https://doi.org/10.5281/zenodo.12626549

Compsidolon (*Coniortodes*) *hippophaes* Muminov, 1979: 59.

Type material

Holotype

TAJIKISTAN • ♂; "Taj[ikistan] N sl[ope of] Shugnan Ran[ge], Chartym [= Charthem] on Gunt R[iver]; on sea-buckthorn; 29.7.[1]975; Muminov leg. // Holotypus *Compsidolon hippophaes* Mum. Muminov det."; ZISP_ENT, AMNH_PBI 00236550.

Type locality

Tajikistan: W Pamir, N slope of Shugnan Mts Range, Charthem on Gunt River; 37.72, 72.16.

Current status

Valid species.

Coniortodes alatavicus Kerzhner, 1962
Fig. 100C
https://doi.org/10.5281/zenodo.12626932

Coniortodes alatavicus Kerzhner, 1962b: 147.

Compsidolon (*Coniortodes*) *alatavicum* – Kerzhner & Josifov 1999: 332.

Type material

Holotype

KAZAKHSTAN • ♂; "[golden circle] // Gor[ge of] B[olshaya] Almatinka R[iver] Kazakh[stan]; Shnitnikov leg.; 24.VIII.[1]938 // Holotypus *Compsidolon alatavicus* Kerz. // Holotypus *Coniortodes alatavicus* Kerzh. 1962"; ZISP_ENT, AMNH_PBI 00236636.

Type locality

Kazakhstan: Almaty Province, Mts Gorge of Bolshaya Almatinka River; 43.09, 76.96.

Current status

Valid species, current combination: *Compsidolon* (*Coniortodes*) *alatavicum* (Kerzhner, 1962). However, as in the case with *C. schrenkianum*, placement within the subgenus *Apsinthophylus* seems to be the most satisfactory at the moment.

Coniortodes kiritshenkoi Kerzhner, 1962
Fig. 100D
https://doi.org/10.5281/zenodo.12627005

Coniortodes kiritshenkoi Kerzhner, 1962b: 148. Synonymized with *Compsidolon* (*Coniortodes*) *eximium* (Reuter, 1879) by Kerzhner & Konstantinov (1997: 122).

Type material

Holotype

KYRGYZSTAN • ♂; "Gor[ge] Ak-terek, 5 km N of Gava, Ferg[ana] Range; Kiritshenko leg.; 09/VIII. [1]937 // Holotypus *Compsidolon kiritshenkoi* Kerzh. // Holotypus *Coniortodes kiritshenkoi* Kerzh."; ZISP_ENT, AMNH_PBI 00236735.

Type locality

Kyrgyzstan: Fergana Range, Ak-Terek, 5 km N of Gava; 41.3, 72.82.

Current status

Synonym of *Compsidolon* (*Coniortodes*) *eximium* (Reuter, 1879).

Coniortodes narzykulovi Muminov, 1964
Fig. 101A
https://doi.org/10.5281/zenodo.12627051

Coniortodes narzykulovi Muminov, 1964: 41.

Compsidolon (*Coniortodes*) *narzykulovi* – Kerzhner & Josifov 1999: 334.

Type material

Holotype

TAJIKISTAN • ♂; "Taj[ikistan] south[ern] slopes of Gissar Ran[ge] near Viston, Kashar Ravine; *Acer turkestanica*; 13 VII [1]962; Narzulaev leg. // Holotypus *Coniortodes narzykulovi* Muminov, 1964 // Holotypus *Coniortodes aceris* Mum."; ZISP_ENT, AMNH_PBI 00236540.

Type locality

Tajikistan: Gissar Range, Viston; 38.9, 69.29.

Current status

Valid species, current combination: *Compsidolon* (*Coniortodes*) *narzykulovi* (Muminov, 1964).

Note

The red "Holotypus *Coniortodes aceris* Mum." label was likely attached by N.N. Muminov as a preliminary designation for the specimen, which was later named *Coniortodes narzykulovi* in the original description.

Criocoris ater Jakovlev, 1882
Fig. 101B
https://doi.org/10.5281/zenodo.12627092

Criocoris ater Jakovlev, 1882a: 174. Synonymized with *Criocoris sulcicornis* (Kirschbaum, 1856) by Kerzhner (1962a: 386). Lectotype designated by Kerzhner *et al.* (1997: 125).

Type material

Lectotype

RUSSIA • ♀; "Sarp. [Sarepta = Krasnoarmeysky District of Volgograd] // [golden circle] // *C. ater* n. sp. // *Criocoris ater* Jak. B. Jakowlew det. // = *Criocoris sulcicornis* Kbm ♀ Kerzhner det. [1]961 // coll[ection of] V. Jakovlev. // Lectotypus *Criocoris ater* Jak. design. Kerzhner"; ZISP_ENT, AMNH_PBI 00241343.

Type locality

Russia: Volgograd Province, Krasnoarmeysky District of Volgograd; 48.5, 44.48.

Current status

Synonym of *Criocoris sulcicornis* (Kirschbaum, 1856).

Criocoris fuscipennis Jakovlev, 1882
Fig. 101C
https://doi.org/10.5281/zenodo.12627155

Criocoris fuscipennis Jakovlev, 1882a: 173. Synonymized with *Dacota* (*Leguminola*) *albipennis* (Reuter, 1876) by Kerzhner (1962a: 380).

Type material

Holotype
RUSSIA • ♂; "[golden circle] // Sarp. [Sarepta = Krasnoarmeysky District of Volgograd] // *Cr. fuscipennis* // coll[ection of] V. Jakovlev. // *Criocoris fuscipennis* Jak. B. Jakowlew det. // Holotypus *Criocoris fuscipennis* Jak."; ZISP_ENT, AMNH_PBI 00241352.

Type locality

Russia: Volgograd Province, Krasnoarmeysky District of Volgograd; 48.5, 44.48.

Current status

Synonym of *Dacota* (*Leguminola*) *albipennis* (Reuter, 1876).

Criocoris sibiricus Kerzhner, 1984
Fig. 101D
https://doi.org/10.5281/zenodo.12627274

Criocoris sibiricus Kerzhner, 1984: 68.

Type material

Holotype
RUSSIA • ♂; "Ust-Kan, Biysky U[yezd = Biysky District], Altai; Vinogradov leg.; 13.VII.[19]23 // south[ern] treeless mountain slope 1500 m // Ust-Kan, Biysky U[yezd = Biysky District], Altai; Vinogradov leg.; 13.VII.[19]23 // south[ern] treeless mountain slope 1500 m // Ust-Kan, Biysky U[yezd = Biysky District], Altai; Vinogradov leg.; 13.VII.[19]23 // south[ern] treeless mountain slope 1500 m // Holotypus"; ZISP_ENT, AMNH_PBI 00241814.

Type locality

Russia: Altai Republic, Ust-Kan; 50.92, 84.75.

Current status

Valid species.

Criocoris tesquorum Kerzhner, 1984
Fig. 102A
https://doi.org/10.5281/zenodo.12627307

Criocoris tesquorum Kerzhner, 1984: 68.

Type material

Holotype

KAZAKHSTAN • ♂; "Atbasar, Kazakhst[an]; Rezvoy leg.; 28.VI.[1]937 // Holotypus"; ZISP_ENT, AMNH_PBI 00241893.

Type locality

Kazakhstan: Akmola Province, Atbasar; 51.8, 68.35.

Current status

Valid species.

Ectenellus tibialis Reuter, 1906
Fig. 102B
https://doi.org/10.5281/zenodo.12627359

Ectenellus tibialis Reuter, 1906: 67.

Orthonotus tibialis – Kerzhner 1988b: 64.

Type material

Holotype

CHINA • ♂; "Sichuan, northern part of the valley, near Tatsienlu, Potan[in] leg.; 14 VII [18]93. // *Ectenellus tibialis* Reut. n. g. et sp. Typ. // Holotypus ♂ *Ectenellus tibialis* Reut."; ZISP_ENT, AMNH_PBI 00234903.

Type locality

China: Sichuan, Tatsienlu; 30.05, 102.03.

Current status

Valid species, current combination: *Orthonotus tibialis* (Reuter, 1906).

Ethelastia lonicerae Konstantinov, 2008
Fig. 102C
https://doi.org/10.5281/zenodo.12627414

Ethelastia lonicerae Konstantinov, 2008c: 219.

Type material

Holotype

KAZAKHSTAN • ♂; "40 km S of Zhana-Arka [= Atasu Railway Station], Karaganda Prov[ince]; 21.VII. [1]960 // Holotypus *Ethelastia lonicerae* Konstantinov, 2007"; ZISP_ENT, AMNH_PBI 00143970.

Type locality

Kazakhstan: Karaganda Province, 40 km S of Atasu; 48.32, 71.67.

Current status

Valid species.

Note

Aukema *et al.* (2013) and Aukema (2018–2024) erroneously listed the American Museum of Natural History (AMNH) as the holotype depository for *E. lonicerae*.

Ephippiocoris lunatus Poppius, 1912
Fig. 102D
https://doi.org/10.5281/zenodo.12627492

Ephippiocoris lunatus Poppius, 1912: 19. Lectotype designated by Kerzhner *et al.* (1997: 131).

Type material

Lectotype

UZBEKISTAN • ♀; "Fergana sept. Namangan, Fl. Padscha-ata [= Padshaata], Toste; 1.VII.[19]08; B. Grigoriev leg. // 35. // Type // *Ephippiocoris lunatus* n. gen. et sp. B. Poppius det. // coll[ection of] Kiritshenko // Lectotypus *Ephipp. lunatus* Popp. design. Kerzhner"; ZISP_ENT, AMNH_PBI 00160005.

Type locality

Uzbekistan: Namangan Province, Fergana Valley, Padshaata River, Toste; 41, 71.67.

Current status

Valid species.

Eucharicoris pallidipennis Reuter, 1906
Fig. 103A
https://doi.org/10.5281/zenodo.12633786

Eucharicoris pallidipennis Reuter, 1906: 65. Lectotype designated by Kerzhner (1997c: 247).

Orthonotus pallidipennis – Kerzhner 1997c: 247.

Type material

Lectotype

CHINA • ♂; "Sich[uan], Fubyankho R[iver], Lamasy – Fubyan; Potan[in] leg.; 3 VIII [18]93. // *Eucharicoris pallidipennis* Reut. n. g. et sp. typ. // Lectotypus design. Kerzhner"; ZISP_ENT, AMNH_PBI 00265818.

Type locality

China: Sichuan, Fubjanho, between Lamasy and Fubyan; 30.05, 102.03.

Current status

Valid species, current combination: *Orthonotus pallidipennis* (Reuter, 1906).

Eumecotarsus chinensis Kerzhner, 1962
Fig. 103B
https://doi.org/10.5281/zenodo.12633849

Eumecotarsus chinensis Kerzhner, 1962a: 375.

Type material

Holotype

CHINA • ♂; "[silver circle] // Sichuan, Tatsienlu; Potanin leg., 21.V [18]93 // *Plagiognathus breviceps* Reut. Oschanin det. // *Eumecotarsus chinensis* sp. n. ♂ typ. Kerzhner det. [1]959 // Holotypus ♂ *Eumecotarsus chinensis* Kerzh."; ZISP_ENT, AMNH_PBI 00223341.

Type locality

China: Sichuan, Tatsienlu; 30.05, 102.03.

Current status

Valid species.

Eumecotarsus kiritshenkoi Kerzhner, 1962

Fig. 103C

https://doi.org/10.5281/zenodo.12633978

Eumecotarsus kiritshenkoi Kerzhner, 1962a: 375.

Type material

Holotype

KAZAKHSTAN • ♂; "[silver circle] // picture // 011 // Topolevka, E of Sarkand, Dzhung[arian] Alatau; Kerzhner leg.; 23.VI.[1]957 // Biesimas River, 850 m, rocky islands, blooming *Myricaria* sp. // *Eumecotarsus kiritshenkoi* sp. n. ♂ typ. Kerzhner det. [1]959 // Holotypus ♂ *Eumecotarsus kiritshenkoi* Kerzh."; ZISP_ENT, AMNH_PBI 00223329.

Type locality

Kazakhstan: Jetisu Province, Dzhungarsk Alatau Mts, Topolevka E of Sarkand; 45.4, 80.33.

Current status

Valid species.

Ferganocoris kerzhneri Josifov, 1968

Fig. 103D

https://doi.org/10.5281/zenodo.12634027

Ferganocoris kerzhneri Josifov, 1968: 14.

Orthonotus kerzhneri – Kerzhner 1988a: 849. — Kerzhner 1988b: 75.

Type material

Holotype

KYRGYZSTAN • ♂; "Arkit S of Sarychelek Lake, Chatkal Range; Kerzhner leg.; 24 VI [1]966 // Holotypus *Ferganocoris kerzhneri* Josifov"; ZISP_ENT, AMNH_PBI 00234951.

Type locality

Kyrgyzstan: Chatkal Range, Sary-Chelek Nature Reserve, Arkit; 41.78, 71.93.

Current status

Valid species, current combination: *Orthonotus kerzhneri* (Josifov, 1968).

Glaucopterum albonigrum Kerzhner, 1984
Fig. 104A
https://doi.org/10.5281/zenodo.12634140

Glaucopterum albonigrum Kerzhner, 1984: 59.

Type material

Holotype

MONGOLIA • ♂; "Mongolia, Bayan-hongor Aimak [= Bayanhongor Aimag], 25 km W of Bumbeger; Kerzhner leg.; 14.VI.[1]980 // I - 8 // Holotypus *Glaucopterum albonigrum* Kerzh."; ZISP_ENT, AMNH_PBI 00158679.

Type locality

Mongolia: Bayanhongor Aimag, 25 km W of Bumbeger; 46.18, 99.26.

Current status

Valid species.

Glaucopterum alborubrum Konstantinov & Vinokurov, 2011
Fig. 104B
https://doi.org/10.5281/zenodo.12634179

Glaucopterum alborubrum Konstantinov & Vinokurov, 2011: 36.

Type material

Holotype

CHINA • ♂; "Western China, Xinjiang Huyang quan; Luo Zhaohui leg.; 2010-V-24 // Holotypus *Glaucopterum alborubrum* F. Konstantinov & N. Vinokurov, 2011"; ZISP_ENT, AMNH_PBI 00337708.

Type locality

China: Xinjiang Uygur Zizhiqu, Huyang quan, Ruoqiang; 39.53, 92.51.

Current status

Valid species.

Glaucopterum emeljanovi Kerzhner, 1984
Fig. 104C
https://doi.org/10.5281/zenodo.12634260

Glaucopterum emeljanovi Kerzhner, 1984: 58.

Type material

Holotype

MONGOLIA • ♂; "Mongolia, East-Gobi Aimak [= Dornogovi Aimag], 30 km ESE of Shokhoi-Nur Lake; Emeljanov leg.; 27.VI.[1]971 // 33 // Holotypus *Glaucopterum emeljanovi* Kerzh."; ZISP_ENT, AMNH_PBI 00158770.

Type locality

Mongolia: Dornogovi Aimag, 30 km ESE of Shokhoi-Nur Lake; 44.62, 111.10.

Current status

Valid species.

Glaucopterum gobicum Kerzhner, 1984

Fig. 104D

https://doi.org/10.5281/zenodo.12634321

Glaucopterum gobicum Kerzhner, 1984: 53.

Type material

Holotype

MONGOLIA • ♂; "Mongolia; South Gobi Aimak [= Ömnögovi Aimag], Bordzon-Gobi, 80 km SSE of Nomgon; Kerzhner leg.; 5-8.VIII.[1]967 // *Nitraria* // Holotypus"; ZISP_ENT, AMNH_PBI 00159383.

Type locality

Mongolia: Ömnögovi Aimag, Bordzon Gobi Desert, 80 km SSE of Nomgon; 42.22, 105.57.

Current status

Valid species.

Glaucopterum heissi Konstantinov, 2006

Fig. 105A

https://doi.org/10.5281/zenodo.12634384

Glaucopterum heissi Konstantinov, 2006: 493.

Type material

Holotype

KAZAKHSTAN • ♂; "25 km SW of Otar, Kazakh[stan]; *Atraphaxis*; Kerzhner leg.; 9-10.VI.[1]978 // Holotypus *Glaucopterum heissi* F. Konstantinov 2006"; ZISP_ENT, AMNH_PBI 00158549.

Type locality

Kazakhstan: Jambyl Province, 25 km SW of Otar; 43.36, 75.01.

Current status

Valid species.

Glaucopterum kareli angustici V.G. Putshkov, 1975
Fig. 105B
https://doi.org/10.5281/zenodo.12634438

Glaucopterum kareli angustici V.G. Putshkov, 1975b: 1040. Synonymized with *Glaucopterum kareli* Wagner, 1963 by Kerzhner (1984: 48). Lectotype designated by Kerzhner (1984: 48).

Type material

Lectotype
UZBEKISTAN • ♂; "Galya-Aral [Gallyaaral] Samark[and] Prov[ince], Uz[bekistan], 22.V.1966; M. Loginova leg. // silverberry [*Elaeagnus* sp.] // *G. angustici* Putsh. design. V. Putshkov // Lectotypus *Glaucopterum kareli angustici* Putsh. design. Kerzhner [1]984"; ZISP_ENT, AMNH_PBI 00159456.

Type locality

Uzbekistan: Samarkand Province, Gallyaaral; 40.05, 67.35.

Current status

Synonym of *Glaucopterum kareli* Wagner, 1963.

Glaucopterum kyzylkumi Kerzhner, 1984
Fig. 105C
https://doi.org/10.5281/zenodo.12635318

Glaucopterum kyzylkumi Kerzhner, 1984: 55.

Type material

Holotype
UZBEKISTAN • ♂; "30 km N of Ayakguzhumdy, Kyzylkum, Uzbek[istan]; Kerzhner leg.; 11 V [1]966 // *Atraphaxis* // Holotypus *Glaucopterum kyzylkumi* Kerzh."; ZISP_ENT, AMNH_PBI 00158777.

Type locality

Uzbekistan: Navoiy Province, 30 km N of Ayakguzhumdy, Kyzylkum Desert; 41.0, 63.75.

Current status

Valid species.

Glaucopterum maculipenne Kerzhner, 1984
Fig. 105D
https://doi.org/10.5281/zenodo.12635400

Glaucopterum maculipenne Kerzhner, 1984: 61.

Type material

Holotype
MONGOLIA • ♂; "Mongolia, Gobi-Altay Aimak, 35 km SW of Bayan, 1800 m; Kerzhner leg.; 18.VI. [1]980 // *Atraphaxis* II - 4 // Holotypus *Glaucopterum maculipenne* Kerzh."; ZISP_ENT, AMNH_PBI 00152886.

Type locality

Mongolia: Govi Altai Aimag, 35 km SW of Bayan; 45.87, 95.28.

Current status

Valid species.

Glaucopterum majus Kerzhner, 1984
Fig. 106A
https://doi.org/10.5281/zenodo.14046170

Glaucopterum majus Kerzhner, 1984: 52.

Type material

Holotype

MONGOLIA • ♂; "Mongolia, East-Gobi Aimak [Dornogovi Aimak], 30 km W of Mandakh [Tohom]; Kerzhner leg.; 15.06.1971 // *Nitraria*, in sair [seasonal stream] // Holotypus *Glaucopterum majus* Kerzh."; ZISP_ENT, AMNH_PBI 00158767.

Type locality

Mongolia: Dornogovi Aimak, 30–35 km W of Tohom; 44.4, 107.87.

Current status

Valid species.

Glaucopterum minus Kerzhner, 1984
Fig. 106B
https://doi.org/10.5281/zenodo.12635467

Glaucopterum minus Kerzhner, 1984: 54.

Type material

Holotype

KAZAKHSTAN • ♂; "Mouth of Karakengir [River], S of Dzhezkazgan; Kerzhner leg.; 26 V [1]962 // *Atraphaxis* // Holotypus *Glaucopterum minus* Kerzh."; ZISP_ENT, AMNH_PBI 00158741.

Type locality

Kazakhstan: Ulytau Province, mouth of Karakengir River; 47.37, 67.99.

Current status

Valid species.

Glaucopterum putshkovi Kerzhner, 1984
Fig. 106C
https://doi.org/10.5281/zenodo.12635542

Glaucopterum putshkovi Kerzhner, 1984: 49.

Type material

Holotype

MONGOLIA • ♂; "Mongolia; East[ern] Aimak [= Dornod Aimag] 40 km SE of Singin-Delai-Nur [= Sangiin Dalai Lake]; Kerzhner leg.; 25.VII.[1]971 // Holotypus *Glaucopterum putshkov*i Kerzh."; ZISP_ENT, AMNH_PBI 00159142.

Type locality

Mongolia: Dornod Aimag, 40 km SE of Sangiin Dalai Lake; 46.88, 117.84.

Current status

Valid species.

Glaucopterum vilgus V.G. Putshkov, 1977
Fig. 106D
https://doi.org/10.5281/zenodo.12635608

Glaucopterum vilgus V.G. Putshkov, 1977b: 371.

Type material

Holotype

KAZAKHSTAN • ♂; "Sarysu [River], 50 km NE of mouth of Karakengir [River], Karag[anda Province]; Kerzhner leg.; 24 V [1]962 // Holotypus *Glaucopterum vilgus* Putshk. // *Glaucopterum vilgus* Putsh Holotypus"; ZISP_ENT, AMNH_PBI 00158735.

Type locality

Kazakhstan: Ulytau Province, Sarysu River, 50 km NE of mouth of Karakengir River; 47.58, 68.53.

Current status

Valid species.

Glaucopterum zygophylli Kerzhner, 1984
Fig. 107A
https://doi.org/10.5281/zenodo.12635677

Glaucopterum zygophylli Kerzhner, 1984: 47.

Type material

Holotype

MONGOLIA • ♂; "Mongolia, South-Gobi Aimak [= Ömnögovi Aimag], 25 km ENE of Manlay; Kerzhner leg.; 16.VI.[1]971 // *Zygophyllum xanthoxylon* // Holotypus *Glaucopterum zygophylli* Kerzh."; ZISP_ENT, AMNH_PBI 00152881.

Type locality

Mongolia: Ömnögovi Aimag, 25 km ENE of Manlay; 44.16, 107.17.

Current status

Valid species.

Halticus consimilis Jakovlev, 1877
Fig. 107B
https://doi.org/10.5281/zenodo.12536408

Halticus consimilis Jakovlev, 1877b: 94. Synonymized with *Criocoris crassicornis* (Hahn, 1834) by Kiritshenko (1914: 483).

Type material

Holotype
IRAN • ♀; "[paper square] // 412 [on paper circle] // [golden circle] // *Halticus* n. s. // coll[ection of] V. Jakovlev. // Holotypus *Halticus consimilis* Jak."; ZISP_ENT, AMNH_PBI 00241255.

Type locality

Iran: Gorgan; 36.83, 54.42.

Current status

Synonym of *Criocoris crassicornis* (Hahn, 1834).

Harpocera orientalis Kerzhner, 1979
Fig. 107C
https://doi.org/10.5281/zenodo.12635726

Harpocera orientalis Kerzhner, 1979: 41.

Type material

Holotype
RUSSIA • ♂; "Golovnina Volcano, Kunashir [Island]; Kerzhner leg.; 11.VI.[1]973 // Holotypus *Harpocera orientalis* Kerzh."; ZISP_ENT, AMNH_PBI 00159287.

Type locality

Russia: Sakhalin Province, Kunashir Island, Golovnin volcano; 43.85, 145.53.

Current status

Valid species.

Heterocapillus (***Phaeochiton***) ***caraganae*** Kerzhner, 1964
Fig. 107D
https://doi.org/10.5281/zenodo.12635796

Heterocapillus (*Phaeochiton*) *caraganae* Kerzhner, 1964b: 129.

Phaeochiton caraganae – Konstantinov 2008d: 778.

Type material

Holotype
RUSSIA • ♂; "Tagarskiy I[sland], Minusinsk; Lukjanovitsh; 10 VII [1]936 // Holotypus *Heterocapillus* (*Phaeochiton*) *caraganae* Kerzh."; ZISP_ENT, AMNH_PBI 00222414.

Type locality

Russia: Krasnoyarsk Territory, Minusinsk, Tagarskiy Island; 53.7, 91.68.

Current status

Valid species, current combination: *Phaeochiton caraganae* (Kerzhner, 1964).

Homolaner luteocincta Kiritshenko, 1951
Fig. 108A
https://doi.org/10.5281/zenodo.12635903

Homolaner luteocincta Kiritshenko, 1951: 198. Lectotype designated by Kerzhner *et al.* (1997: 131).

Orthonotus luteocinctus – Kerzhner 1988b: 75.

Type material

Lectotype

RUSSIA • ♂; "Kakadur, N[orth] Ossetia [Republic] Vladikavkaz okr[ug]; Kiritshenko leg.; 27.VII [1]925 // Lectotypus *Homolaner luteocincta* Kir. design. Kerzhner"; ZISP_ENT, AMNH_PBI 00234446.

Type locality

Russia: North Ossetia Republic, Kakadur; 42.83, 44.40.

Current status

Valid species, current combination: *Orthonotus luteocinctus* (Kiritshenko, 1951).

Lepidargyrus fasciatus Konstantinov, 2008
Fig. 108B
https://doi.org/10.5281/zenodo.13968465

Lepidargyrus fasciatus Konstantinov, 2008e: 411.

Type material

Holotype

UZBEKISTAN • ♂; "Chimkent Prov[ince = Turkistan Province], Karzhantau Mts. Ridge, loc[ality] Syrganak, 12 June 1967 y[ear] // Kokshetau Mt., Akmolinsk [Province]; Asanova leg.; [1]957 // Holotypus *Lepidargyrus fasciatus* Konstantinov, 2008"; ZISP_ENT, AMNH_PBI 00239792.

Type locality

Uzbekistan: Tashkent Province, locality Syrganak, Karzhantau Mts Ridge; 41.73, 70.03.

Current status

Valid species.

Note

The indication of the Kokshetau Mts in Akmolinsk (= Aqmola) Province on the second locality label is erroneous.

Lepidargyrus iranicus Muminov, 1962
Fig. 108C
https://doi.org/10.5281/zenodo.12636195

Lepidargyrus iranicus Muminov, 1962: 46.

Type material

Holotype
IRAN • ♂; "Persia, sept.-or, Shachkuh (superior) [southern slope of Elburz Mts, Shakh-Kukh Mt.] 1914.16.VI; Kiritshenko leg. // coll[ection of] Kiritshenko // Holotypus *Lepidargyrus iranicus* Mum."; ZISP_ENT, AMNH_PBI 00235261.

Type locality

Iran: Shakh-Kukh Mt.; 36.56, 54.50.

Current status

Valid species.

Lepidargyrus putshkovi Drapolyuk, 1993
Fig. 108D
https://doi.org/10.5281/zenodo.12636347

Lepidargyrus putshkovi Drapolyuk, 1993: 109.

Type material

Holotype
AZERBAIJAN • ♂; "Nakhichevan. ASSR [= Nakhichevan Republic], Bilav; Putshkov leg.; 19 VI 1977 // pr. *Psallus ancorifer* // Holotypus *Lepidargyrus putshkovi* Drap."; ZISP_ENT, AMNH_PBI 00235265.

Type locality

Azerbaijan: Nakhichevan Republic, Bilav; 39.08, 45.83.

Current status

Valid species.

Leucodellus albidus Reuter, 1906
Fig. 109A
https://doi.org/10.5281/zenodo.12636389

Leucodellus albidus Reuter, 1906: 69. Lectotype designated by Kerzhner *et al.* (1997: 124).

Leucodellus albidus – Konstantinov 2012: 21.

Type material

Lectotype
CHINA • ♀; "Sich[uan], Fubyankho [River], Shigaits – Shintyan; Potan[in]. 1 VIII [18]93. // *Leucodellus albidus* Reut. n. q. et sp. Typ. // Lectotypus *Leucod. albidus* Reut. design. Kerzhner"; ZISP_ENT, AMNH_PBI 00159818.

Type locality

China: Sichuan, Fubyankho River, between Shigaits and Shintyan.

Current status

Valid species.

Leucopterum asanovae Vinokurov, 1995
Fig. 109B
https://doi.org/10.5281/zenodo.12636436

Leucopterum asanovae Vinokurov in Vinokurov & Kanyukova, 1995: 57.

Solenoxyphus asanovae – Konstantinov 2008a: 19.

Type material

Holotype

KAZAKHSTAN • ♂; "Karasay St[ation], 65 km N of Khantau St[ation], Dzhambul [= Jambyl] Prov[ince]; Kerzhner leg.; 17.VI.[1]978 // *Nanophyton* // Holotypus *Leucopterum asanovae* Vinokurov, sp. n."; ZISP_ENT, AMNH_PBI 00141310.

Type locality

Kazakhstan: Jambyl Province, Karasay Railway Station; 44.81, 73.90.

Current status

Valid species, current combination: *Solenoxyphus asanovae* (Vinokurov, 1995).

Leucopterum candidatum Reuter, 1879
Fig. 109C
https://doi.org/10.5281/zenodo.12636498

Leucopterum candidatum Reuter, 1879c: 260. Lectotype designated by Kerzhner *et al.* (1997: 126).

Solenoxyphus candidatus – Konstantinov 2008a: 20.

Type material

Lectotype

RUSSIA • ♂; "*Leucopterum* n. g. *candidatum* Reut. // [golden circle] // *Leucopterum candidatum* Reut. O. M. Reuter det. // coll[ection of] V. Jakovlev. // Holotypus *L. candidatum* Reut."; ZISP_ENT, AMNH_PBI 000140555.

Type locality

Russia: Dagestan Republic, Derbent; 42.07, 48.27.

Current status

Valid species, current combination: *Solenoxyphus candidatus* (Reuter, 1879).

Leucopterum fasciatum Reuter, 1879
Fig. 109D
https://doi.org/10.5281/zenodo.12636557

Leucopterum fasciatum Reuter, 1879c: 261. Synonymized with *Leucopterum candidatum* (Reuter, 1879) by Kerzhner (1962a: 386).
Solenoxyphus candidatus – Konstantinov 2008a: 20.

Type material

Holotype
RUSSIA • ♀; "duble [golden circle] // Bogdo [= Bolshoe Bogdo Mt.] // 156 [on pink paper circle] // *Leucopterum fasciatum* Jak. // coll[ection of] V. Jakovlev // *Leucopterum fasciatum* Reut. O. M. Reuter det. // Holotypus *Leucopterum fasciatum* Reut."; ZISP_ENT, AMNH_PBI 00140551.

Type locality

Russia: Astrakhan Province, Bolshoe Bogdo Mt.; 48.14, 46.86.

Current status

Synonym of *Solenoxyphus candidatus* (Reuter, 1879).

Leucopterum nanophyti Vinokurov 1995
Fig. 110A
https://doi.org/10.5281/zenodo.12636605

Leucopterum nanophyti Vinokurov in Vinokurov & Kanyukova, 1995: 55.

Solenoxyphus nanophyti – Konstantinov 2008a: 34.

Type material

Holotype
RUSSIA • ♂; "Kyzyl, Tuva [= Republic of Tyva]; Kerzhner leg.; 13 VIII [1]964 // *Nanophyton erinaceum* // Holotypus *Leucopterum nanophyti* Vinokurov sp. n."; ZISP_ENT, AMNH_PBI 00141308.

Type locality

Russia: Tyva Republic, Kyzyl; 51.7, 94.38.

Current status

Valid species, current combination: *Solenoxyphus nanophyti* (Vinokurov, 1995).

Leucopterum transversum Jakovlev, 1882
Fig. 110B
https://doi.org/10.5281/zenodo.12636654

Leucopterum transversum Jakovlev, 1882c: 127. Synonymized with *Leucopterum candidatum* (Reuter, 1879) by Kerzhner (1962a: 386). Lectotype designated by Kerzhner *et al.* (1997: 136).
Solenoxyphus candidatus – Konstantinov 2008a: 20.

Type material

Lectotype

RUSSIA • ♀; "*L. transversum* // [golden circle] // Derb[ent] // coll[ection of] V. Jakovlev. // Cotypus *Leucopterum transversum* Jak. // Lectotypus ♀ *Leucopterum transversum* Jak. design. Kerzhner [19]95"; ZISP_ENT, AMNH_PBI 00140552.

Type locality

Russia: Dagestan Republic, Derbent; 42.05, 48.28.

Current status

Synonym of *Solenoxyphus candidatus* (Reuter, 1879).

Leucopterum*? *pallens Reuter, 1879
Fig. 110C
https://doi.org/10.5281/zenodo.12636678

Leucopterum? *pallens* Reuter, 1879c: 262. Lectotype designated by V.G. Putshkov (1984: 28).

Solenoxyphus pallens – Konstantinov 2008a: 35.

Type material

Lectotype

RUSSIA • ♂; "*Leucopterum pallens* Rt. // [golden circle] // Bogdo [= Bolshoe Bogdo Mt.] // coll[ection of] V. Jakovlev // *Leucopterum pallidum* Reut. O. M. Reuter det. // Holotypus *Leucopterum? pallens* Reut."; ZISP_ENT, AMNH_PBI 00140652.

Type locality

Russia: Astrakhan Province, Bolshoe Bogdo Mt.; 48.14, 46.86.

Current status

Valid species, current combination: *Solenoxyphus pallens* (Reuter, 1879).

Macrocoleus tibialis Jakovlev, 1880
Fig. 110D
https://doi.org/10.5281/zenodo.12636720

Macrocoleus tibialis Jakovlev, 1880a: 217. Synonymized with *Paredrocoris pectoralis* Reuter, 1878 by Kiritshenko (1912: 206). Lectotype designated by Kerzhner *et al.* (1997: 135).

Type material

Lectotype

RUSSIA • ♀; "Sarp. [Sarepta = Krasnoarmeysky District of Volgograd] // [golden circle] // *tibialis* // coll[ection of] V. Jakovlev. // *Macrocoleus tibialis* Jak. B. Jakowlew det. // Lectotypus ♀ *Macrocoleus tibialis* Jak. design. Kerzhner [19]95"; ZISP_ENT, AMNH_PBI 00248631.

Type locality

Russia: Volgograd Province, Krasnoarmeysky District of Volgograd; 48.5, 44.48.

Current status

Synonym of *Paredrocoris pectoralis* Reuter, 1878.

Macrotylus attenuatus Jakovlev, 1882

Fig. 111A

https://doi.org/10.5281/zenodo.12641928

Macrotylus attenuatus Jakovlev, 1882a: 172. Lectotype designated by Kerzhner *et al.* (1997: 125).

Macrotylus (*Alloeonycha*) *attenuatus* – Wagner 1974: 392.

Type material

Lectotype

RUSSIA • ♀; "Sarp. [Sarepta = Krasnoarmeysky District of Volgograd] // [golden circle] // *Macrotylus attenuatus* // coll[ection of] V. Jakovlev. // *Macrotylus attenuatus* Jak. B. Jakowlew det. // Lectotypus ♀ *Macrotylus attenuatus* Jak. design. Kerzhner [19]95"; ZISP_ENT, AMNH_PBI 00158309.

Type locality

Russia: Volgograd Province, Krasnoarmeysky District of Volgograd; 48.5, 44.48.

Current status

Valid species, current combination: *Macrotylus* (*Alloeonycha*) *attenuatus* Jakovlev, 1882.

Macrotylus bipunctatus Poppius, 1912

Fig. 111B

https://doi.org/10.5281/zenodo.12642128

Macrotylus bipunctatus Poppius, 1912: 12. Junior primary homonym of *Macrotylus bipunctatus* Reuter, 1879. Synonymized with *Macrotylus* (*Macrotylus*) *longulus* Poppius, 1912 by Wagner (1954: 80). Lectotype designated by Kerzhner *et al.* (1997: 126).

Type material

Lectotype

ARMENIA • ♀; "Type // Novobayaz[et = Gavar] u[ezd = Gegharkunik Province], Eriv[an] Gov[ernorate] Elenovka [= Sevan] 6314'; 6.VI.[19]08; N. Bryanskii leg. // *Macrotylus bipunctatus* n. sp. B. Poppius det. // 30 Reut. // coll[ection of] Kiritshenko // *Macrotylus bipunctatus* Popp. A. Kiritshenko det. // Lectotypus *Macrot. bipunctatus* Popp. design. Kerzhner"; ZISP_ENT, AMNH_PBI 00157538.

Type locality

Armenia: Gegharkunik Province, Sevan town; 40.55, 44.95.

Current status

Synonym of *Macrotylus* (*Macrotylus*) *longulus* Poppius, 1912.

Macrotylus dimidiatus Jakovlev, 1889
Fig. 111C
https://doi.org/10.5281/zenodo.12642186

Macrotylus dimidiatus Jakovlev, 1889a: 69. Lectotype designated by Kerzhner *et al.* (1997: 127).

Macrotylus (*Alloeonycha*) *dimidiatus* – Kerzhner & Josifov 1999: 361.

Type material

Lectotype

RUSSIA • ♀; "Irkutsk; V.E. Jakovlev leg. // coll[ection of] V. Jakovlev. // Lectotypus ♂ *Macrotylus dimidiatus* Jak. design. Kerzhner [19]95"; ZISP_ENT, AMNH_PBI 00158478.

Type locality

Russia: Irkutsk Province, Irkutsk; 52.32, 104.23.

Current status

Valid species, current combination: *Macrotylus* (*Alloeonycha*) *dimidiatus* Jakovlev, 1889.

Macrotylus fulvicornis Jakovlev, 1882
Fig. 111D
https://doi.org/10.5281/zenodo.13982651

Macrotylus fulvicornis Jakovlev, 1882b: 366. Synonymized with *Macrotylus* (*Alloeonycha*) *elevatus* (Fieber, 1858) by Kerzhner (1962a: 386).

Type material

Holotype

Russia • ♂; "Sarp. [Sarepta = Krasnoarmeysky District of Volgograd] // [golden circle] // *Macrotylus fulvicornis* // coll[ection of] V. Jakovlev. // *Macrotylus fulvicornis* Jak. B. Jakowlew det. // Holotypus ♂ *Macrotylus fulvicornis* Jak."; ZISP_ENT, AMNH_PBI 00157520.

Type locality

Russia: Volgograd Province, Krasnoarmeysky District of Volgograd; 48.5, 44.48.

Current status

Synonym of *Macrotylus* (*Alloeonycha*) *elevatus* (Fieber, 1858).

Macrotylus perdictus Kiritshenko, 1938
Fig. 112A
https://doi.org/10.5281/zenodo.12642805

Macrotylus perdictus Kiritshenko, 1938: 117.

Macrotylus (*Macrotylus*) *perdictus* – Wagner 1974: 384.

Type material

Holotype

ARMENIA • ♂; "Zangezur [= Kapan], Gedzhalan [misprint, should be Gedzhanan = Kajaran]; V. Korinek leg.; 30.VII.[19]32 // rice. // Holotypus *Macrotylus perdictus* Kir."; ZISP_ENT, AMNH_PBI 00157558.

Type locality

Armenia: Syunik Province, Kajaran; 39.15, 46.15.

Current status

Valid species, current combination: *Macrotylus* (*Macrotylus*) *perdictus* Kiritshenko, 1938.

Macrotylus zinovievi Kerzhner, 1984
Fig. 112B
https://doi.org/10.5281/zenodo.12643431

Macrotylus zinovievi Kerzhner, 1984: 69.

Macrotylus (*Alloeonycha*) *zinovievi* – Kerzhner & Josifov 1999: 364.

Type material

Holotype

RUSSIA • ♂; "Simonovo Amur Prov[ince] 75 km W of Svobodny; Kerzhner leg.; 14 VI [1]959 // Holotypus *Macrotylus zinovievi* Kerzh."; ZISP_ENT, AMNH_PBI 00158088.

Type locality

Russia: Amur Province, Simonovo, 75 km W of Svobodny; 51.46, 126.99.

Current status

Valid species, current combination: *Macrotylus* (*Alloeonycha*) *zinovievi* Kerzhner, 1984.

Macrotylus (***Alloeonycha***) ***subattenuatus*** Konstantinov, 2008
Fig. 112C
https://doi.org/10.5281/zenodo.12643241

Macrotylus (*Alloeonycha*) *subattenuatus* Konstantinov, 2008e: 408.

Type material

Holotype

KAZAKHSTAN • ♂; "Kazakhstan, Aqmola Prov[ince], Kyzyl-Sengir Mt., 23 km S Istembet, nr. Tengiz Lake, 8.VI.1962 Kerzhner // *Potentilla* sp. (Rosaceae) // Holotypus *Macrotylus subattenuatus* Konstantinov, 2008"; ZISP_ENT, AMNH_PBI 00236881.

Type locality

Kazakhstan: Akmola Province, Kyzyl-Sengir Mt., 23 km S of Istembet, near Tengiz Lake; 50.06, 69.65.

Current status

Valid species.

Note

Aukema *et al.* (2013) erroneously listed the American Museum of Natural History (AMNH) as the type depository for *M. subattenuatus*; this error was later corrected in Aukema (2018–2025).

Megalocoleus hirsutus Drapolyuk, 1991
Fig. 112D
https://doi.org/10.5281/zenodo.12643606

Megalocoleus hirsutus Drapolyuk, 1991: 396. Synonymized with *Macrocoleus signoreti* Reuter, 1879 by Matocq (2004: 94).

Type material

Holotype

AZERBAIJAN • ♂; "Azerb. SSR [= Azerbaijan] Zangelanskiy Dist[rict], Vezhnali; 19.V.[19]82; R. Effendi leg. // Holotypus *Megalocoleus hirsutus* Drapolyuk // *Megalocoleus signoreti* (Reuter) A. Matocq det. 2002"; ZISP_ENT, AMNH_PBI 00155732.

Type locality

Azerbaijan: Zangelan District, Vezhnali; 38.92, 46.53.

Current status

Synonym of *Megalocoleus delicatus* (Perris, 1857).

Nasocoris brevicornis Linnavuori, 1968
Fig. 113A
https://doi.org/10.5281/zenodo.12643799

Nasocoris brevicornis Linnavuori, 1968: 202. Synonymized with *Nasocoris argyrotrichus* Reuter, 1879 by Kerzhner (1970a: 640).

Type material

Holotype

KAZAKHSTAN • ♂; "Dzhimbara-Kum, Priaralsk. Kara-Kumy [= Aral Karakum Desert]; 7 IX [19]30; Luppova leg. // Loc. no 10. Sagebrush-erkek steppe. On *Ephedra*. // *Nasocoris brevicornis* Ker. // typus"; ZISP_ENT, AMNH_PBI 00148807.

Type locality

Kazakhstan: Kyzylorda Province, Aral Karakum Desert, Dzhimbara-Kum; 45.93, 61.2.

Current status

Synonym of *Nasocoris argyrotrichus* Reuter, 1879.

Nasocoris desertorum Kerzhner, 1970
Fig. 113B
https://doi.org/10.5281/zenodo.12644097

Nasocoris desertorum Kerzhner, 1970a: 642.

Type material

Holotype
TURKMENISTAN • ♂; "Ispas, 70 km NW of Charjew [= Türkmenabat]; Kerzhner leg.; 31.V.[1]965 // Holotypus ♂ *Nasocoris desertorum* sp. n. Kerzhner det. [1]970"; ZISP_ENT, AMNH_PBI 00149461.

Type locality

Turkmenistan: Ispas, 70 km NW of Türkmenabat; 39.45, 62.90.

Current status

Valid species.

Nasocoris tesquorum Kerzhner, 1970
Fig. 113C
https://doi.org/10.5281/zenodo.12644226

Nasocoris tesquorum Kerzhner, 1970a: 642.

Type material

Holotype
KAZAKHSTAN • ♂; "Topolevka, E of Sarkand, Dzhung[arian] Alatau; Kerzhner leg.; 7 VII [1]957 // picture, Key. E. Ch. [Keys to the Insects of the European part of the USSR] // 197 // Holotypus *Nasocoris tesquorum* Kerzh."; ZISP_ENT, AMNH_PBI 00149455.

Type locality

Kazakhstan: Almaty Province, Dzhungarsk Alatau Mts, Topolevka, E of Sarkand; 45.4, 80.33.

Current status

Valid species.

Nyctidea moesta Reuter, 1903
Fig. 113D
https://doi.org/10.5281/zenodo.12645183

Nyctidea moesta Reuter, 1903a: 17. Synonymized with *Dacota hesperia* Uhler, 1872 by Kerzhner (1988a: 849). Lectotype designated by Vinokurov (1978a: 39).

Type material

Lectotype
RUSSIA • ♀; "Irkutsk; V. Jakovlev leg. // *Nyctidia* [sic!] *moesta* Reut. n. g. et sp. Typ. // Holotypus"; ZISP_ENT, AMNH_PBI 00241541.

Type locality

Russia: Irkutsk Province, Irkutsk; 52.32, 104.23.

Current status

Synonym of *Dacota* (*Dacota*) *hesperia* Uhler, 1872.

Omocoris unicolor Konstantinov, 2008
Fig. 114A
https://doi.org/10.5281/zenodo.12645499

Omocoris unicolor Konstantinov, 2008f: 172.

Type material

Holotype
UZBEKISTAN • ♂; "Aktau Mt. near Tamdy [= Tamdytau], Kyzylkum; Kerzhner leg.; 29.IV.[1]966 // Holotypus *Omocoris unicolor* F. Konstantinov 2006"; ZISP_ENT, AMNH_PBI 00149622.

Type locality

Uzbekistan: Navoiy Province, Aktau Mt., Tamdytau; 40.74, 63.75.

Current status

Valid species.

Oncotylus caspicus Reuter, 1879
Fig. 114B
https://doi.org/10.5281/zenodo.12607402

Oncotylus caspicus Reuter, 1879c: 282. Lectotype designated by Matocq & Kerzhner (1995: 83).

Acrotelus caspicus – Wagner 1961: 62. — Kerzhner 1964a: 980.

Type material

Lectotype
RUSSIA • ♂; "*Oncotylus caspicus* Reut. B. Jakowlew det. // *Oncotylus caspicus* Rt. // Lectotypus *Oncotylus caspicus* Reut. design. Kerzhner [19]94 // coll[ection of] V. Jakovlev"; ZISP_ENT, AMNH_PBI 00148025.

Type locality

Russia: Astrakhan Province, Astrakhan; 46.37, 48.08.

Current status

Valid species, current combination: *Acrotelus caspicus* (Reuter, 1879).

Note

The specimen is much damaged, with only hemelytra and hind legs left.

Oncotylus cunealis Reuter, 1904
Fig. 114C
https://doi.org/10.5281/zenodo.12646061

Oncotylus cunealis Reuter, 1904: 14.

Omocoris cunealis – Kerzhner & Muminov 1964: 46. — Konstantinov 2008f: 170.

Type material

Holotype
IRAN • ♂; "[silver circle] // Kyafirkala [= Kafar Qal'eh], Harirud R[iver], E Khorasan; Zarudny leg.; 9 V [18]98 // *Oncotylus cunealis* Typ. Reut. // Holotypus Male"; ZISP_ENT, AMNH_PBI 00149514.

Type locality

Iran: Razavi Khorasan Province, Kafar Qal'eh on Harirud River; 36.47, 60.76.

Current status

Valid species, current combination: *Omocoris cunealis* (Reuter, 1904).

Oncotylus fuscicornis Reuter, 1904
Fig. 114D
https://doi.org/10.5281/zenodo.12646461

Oncotylus fuscicornis Reuter, 1904b: 10. Synonymized with *Acrotelus pilosicornis* (Reuter, 1901) by Kerzhner (1962b: 378). Lectotype designated by Kerzhner (1962b: 378, as holotype).

Type material

Lectotype
CHINA • ♂; "39: // *Oncotylus fuscicornis* Rt. Type // *Oncotylus fuscicornis* Reut. B. Jakowlew det. // coll[ection of] V. Jakovlev. // *Acrotelus pilosicornis* Reut. Kerzhner det. [1]960 // Lectotypus *Oncotylus fuscicornis* Reut. design. Kerzhner"; ZISP_ENT, AMNH_PBI 00147987.

Type locality

China: Inner Mongolia, Lukh Sume Monastery.

Current status

Synonym of *Acrotelus pilosicornis* (Reuter, 1901).

Oncotylus komaroffii Jakovlev, 1879
Fig. 115A
https://doi.org/10.5281/zenodo.12646694

Oncotylus komaroffii Jakovlev, 1879: 139. Lectotype designated by Kerzhner (1962b: 376).

Damioscea komaroffii – Reuter 1883: 443. — Kerzhner 1962b: 376.

Type material

Lectotype

RUSSIA • ♂; "Drbnd [= Derbent] // [golden circle] // [empty paper rectangle] // *Onc. Comaroffii* // coll[ection of] V. Jakovlev. // *Damioscea komarovi* Jak. B. Jakowlew det. // illustration of claw and genitalia // *Damioscea komarovi* (Jak.) Holotypus! Kerzhner fix at. [1]960 // Lectotypus ♂ *Damioscea komarovi* Jak. design. Kerzhn. 1962"; ZISP_ENT, AMNH_PBI 00248690.

Type locality

Russia: Dagestan Republic, Derbent; 42.05, 48.28.

Current status

Valid species, current combination: *Damioscea komaroffii* (Jakovlev, 1879).

Oncotylus persicus Reuter, 1879
Fig. 115B
https://doi.org/10.5281/zenodo.12647033

Oncotylus persicus Reuter, 1879c: 281. Lectotype designated by Kerzhner *et al.* (1997: 133).

Oncotylus (*Oncotylus*) *persicus* – Kerzhner & Josifov 1999: 378.

Type material

Lectotype

IRAN • ♂; "coll[ection of] V. Jakovlev. // *Oncotylus persicus* Rt. // *Oncotylus persicus* Jak. B. Jakowlew det. // Lectotypus *Oncot. persicus* Reut. design. Kerzhner"; ZISP_ENT, AMNH_PBI 00146869.

Type locality

Iran: Semnan Province, Shahrud; 36.41, 54.98.

Current status

Valid species, current combination: *Oncotylus* (*Oncotylus*) *persicus* Reuter, 1879.

Oncotylus plumicornis Jakovlev, 1882
Fig. 115C
https://doi.org/10.5281/zenodo.12647256

Oncotylus plumicornis Jakovlev, 1882b: 369. Synonymized with *Oncotylus pyrethri* (Becker, 1864) by Kiritshenko (1951: 189).

Type material

Holotype

RUSSIA • ♂; "Sarp. [Sarepta = Krasnoarmeysky District of Volgograd] // [golden circle] // *Onc. plumicornis* // coll[ection of] V. Jakovlev. // *Oncotylus plumicornis* Jak. B. Jakowlew det. // Holotypus ♂ *Oncotylus plumicornis* Jak."; ZISP_ENT, AMNH_PBI 00149092.

Type locality

Russia: Volgograd Province, Krasnoarmeysky District of Volgograd; 48.5, 44.48.

Current status

Synonym of *Oncotylus* (*Oncotylus*) *pyrethri* (Becker, 1864).

Orthonotus bicoloripes Kerzhner, 1988
Fig. 115D
https://doi.org/10.5281/zenodo.12648372

Orthonotus bicoloripes Kerzhner, 1988a: 849. Lectotype designated by Kerzhner (1988b: 64, as holotype).

Type material

Lectotype

RUSSIA • ♂; "Middle stream of Suputinka [= Komarovka] R[iver], tributary of Suyfun [= Razdolnaya River]; Samoylov leg.; 14 VII [1]935 // Holotypus *Orthonotus bicoloripes* Kerzh."; ZISP_ENT, AMNH_PBI 00234944.

Type locality

Russia: Primorsky Territory, Ussurisky Nature Reserve, Middle stream of Komarovka River, tributary of Razdolnaya; 43.65, 132.39.

Current status

Valid species.

Note

Kerzhner (1988a, 1988b) stated in the original description that the holotype bears the following locality label: "Primorsky Territory, Kedrovaya Pad Nature Reserve, 30 VI 1982 (Kerzhner)". However, the specimen actually designated as the holotype, identified by a red holotype label with Kerzhner's handwriting, corresponds to a different specimen (see above). Thus, the locality mentioned in the original description is considered an inadvertent error.

Orthonotus kiritshenkoi Josifov, 1964
Fig. 116A
https://doi.org/10.5281/zenodo.12648590

Orthonotus kiritshenkoi Josifov, 1964: 155.

Type material

Holotype

AZERBAIJAN • ♂; "mont. Talysh, Hamarat. 12/VI.[19]09. Kreis Lenkoran // coll[ection of] Kiritshenko // Holotypus *Orthonotus fuscus* [sic!] n. sp. Josifov, 1965"; ZISP_ENT, AMNH_PBI 00234890.

Type locality

Azerbaijan: Lerik District, Talysh Mts, Hamarat; 38.65, 48.58.

Current status

Valid species.

Note

Although Josifov initially intended to name this species *Orthonotus fuscus* and attached the corresponding label to the holotype, he later changed the name to *O. kiritshenkoi* in the original description.

Paredrocoris pectoralis Reuter, 1878
Fig. 116B
https://doi.org/10.5281/zenodo.12648978

Paredrocoris pectoralis Reuter, 1878: 37.

Type material

Holotype
RUSSIA • ♂; "[golden circle]// 152 [on pink paper cicle] // *Paredrocoris pectoralis* Reut. // Sarepta?? [= Krasnoarmeysky District of Volgograd] coll[ection of] V. Jakovlev. // *Paredrocoris pectoralis* Reut. O. M. Reuter det. // Holotypus"; ZISP_ENT, AMNH_PBI 00248514.

Type locality

Russia: Volgograd Province, Krasnoarmeysky District of Volgograd; 48.5, 44.48.

Current status

Valid species.

Phaeochiton alenae Konstantinov, 2008
Fig. 116C
https://doi.org/10.5281/zenodo.12649380

Phaeochiton alenae Konstantinov, 2008d: 777.

Type material

Holotype
MONGOLIA • ♂; "Mongolia; Central Aimak [= Töv Aimag] near Songino [= Songiin] SW of Ulan-bator [= Ulaanbaatar], steppe; Emeljanov leg.; 01.VII.[1]967 // Holotypus *Phaeochiton alenae* F. Konstantinov, 2008"; ZISP_ENT, AMNH_PBI 00249029.

Type locality

Mongolia: Töv Aimag, near Songiin, southwest of Ulaanbaatar; 47.83, 106.68.

Current status

Valid species.

Phaeochiton ebulum V.G. Putshkov, 1977
Fig. 116D
https://doi.org/10.5281/zenodo.12649696

Phaeochiton ebulum V.G. Putshkov, 1977b: 370. Holotype designated by Kerzhner *et al.* (1997: 127).

Type material

Holotype

UKRAINE • ♂; "Luhansk Prov[ince], Melovskoy Distr[ict], Streletskaya steppe; 29.6.1958 y[ear]; V. Putshkov leg. // Holotypus *Phaeochiton ebulum* Putshkov, V., 1977"; ZISP_ENT, AMNH_PBI 00222137.

Type locality

Ukraine: Lugansk Province, Melovskoy District, Streletskaya Steppe; 49.31, 40.06.

Current status

Valid species.

Phaxia festiva Kerzhner, 1984
Fig. 117A
https://doi.org/10.5281/zenodo.12650504

Phaxia festiva Kerzhner, 1984: 64.

Type material

Holotype

MONGOLIA • ♂; "Mongolia, Bayan-Hongor Aimak [= Bayanhongor Aimag], 25 km W of Bumbeger [= Bumbugur]; Kerzhner leg.; 14.VI.[1]980 // I - 8 // Holotypus *Phaxia festiva* Kerzh."; ZISP_ENT, AMNH_PBI 00159673.

Type locality

Mongolia: Bayanhongor Aimag, 25 km W of Bumbugur; 46.18, 99.26.

Current status

Valid species.

Phylus nigriscapus Kerzhner, 1988
Fig. 117B
https://doi.org/10.5281/zenodo.12650932

Phylus nigriscapus Kerzhner, 1988a: 843. Lectotype designated by Kerzhner (1988b: 56, as holotype).

Phylus (*Phylus*) *nigriscapus* – Kerzhner & Josifov 1999: 389.

Type material

Lectotype

RUSSIA • ♂; "Primorsky Terr[itory], Khasan Distr[ict], Ryazanovka, 10 km NE of Sukhanovka; Kerzhner leg.; 7.VII.1982 // 5/3 // Lectotypus *Phylus nigriscapus* Kerzh. design. Kerzhner"; ZISP_ENT, AMNH_PBI 00234552.

Type locality

Russia: Primorsky Territory, Khasan District, Ryazanovka, 10 km NE of Sukhanovka; 42.79, 131.26.

Current status

Valid species, current combination: *Phylus* (*Phylus*) *nigriscapus* Kerzhner, 1988.

Phylus stundjuki Kulik, 1973
Fig. 117C
https://doi.org/10.5281/zenodo.12651143

Phylus stundjuki Kulik, 1973: 22. Synonymized with *Pseudophylus flavipes* (Nitobe, 1906) by Yasunaga (1999: 183).

Type material

Holotype

RUSSIA • ♂; "Khabarovsk, on a pear tree; 29.VI.65; Kulik leg. // *Atractotomus mali* M.-D. det. S. Kulik. [1]971 // *Phylus stundjuki* Kulik // Holotypus *Phylus stundjuki* Kulik, 1973"; ZISP_ENT, AMNH_PBI 00234759.

Type locality

Russia: Khabarovsk Territory, Khabarovsk; 60, 100.

Current status

Synonym of *Pseudophylus flavipes* (Nitobe, 1906).

Phylus (***Teratoscopus***) ***coryloides*** Josifov & Kerzhner, 1972
Fig. 117D
https://doi.org/10.5281/zenodo.12650709

Phylus (*Teratoscopus*) *coryloides* Josifov & Kerzhner, 1972: 173.

Type material

Holotype

RUSSIA • ♂; "Blagoveshchensk, Amur, hazel with vines; Kerzhner leg.; 26.VI [1]959 // ♂ // Holotypus *Phylus* (*Teratoscopus*) *coryloides* Josifov & Kerzhner"; ZISP_ENT, AMNH_PBI 00235002.

Type locality

Russia: Amur Province, Blagoveshchensk; 50.31, 127.45.

Current status

Valid species.

Plagiognathus arbustorum var. ***pallidipennis*** Reuter, 1906
Fig. 118A
https://doi.org/10.5281/zenodo.12653053

Plagiognathus arbustorum var. *pallidipennis* Reuter, 1906: 75. Junior primary homonym of *Plagiognathus pallidipennis* J. Sahlberg, 1868. Synonymized with *Plagiognathus collaris* (Matsumura, 1911) by Kerzhner (1988b: 76). Lectotype designated by Kerzhner (1988b: 76, as holotype).

Type material

Lectotype

CHINA • ♂; "Sich[uan], Kuser Valley, Mungu – Chiuti; Potan[in] leg., 12 VIII [18]93. // *Plagiognathus arbustorum* F. v. *pallidipennis* Reut. Typ. // Lectotypus *P. a.* var. *pallidipennis* Reut. Kerzhner det. [1]982"; ZISP_ENT, AMNH_PBI 00331123.

Type locality

China: Sichuan, Kusjor Valley, between Villages Mungu and Chiuti; 31.43, 103.17.

Current status

Synonym of *Plagiognathus collaris* (Matsumura, 1911).

Plagiognathus cinerascens Reuter, 1904
Fig. 118B
https://doi.org/10.5281/zenodo.12654810

Plagiognathus cinerascens Reuter, 1904b: 17. Synonymized with *Plagiognathus chrysanthemi* (Wolff, 1804) by Josifov & Kerzhner (1967: 6). Lectotype designated by Kerzhner *et al.* (1997: 126).

Type material

Lectotype

CHINA • ♀; "40. // *Plag. cinerascens* Rt Type // coll[ection of] V. Jakovlev. // Lectotypus *Plagiogn. cinerascens* Reut. design. Kerzhner"; ZISP_ENT, AMNH_PBI 00232773.

Type locality

China: Inner Mongolia, Luh-Sume.

Current status

Synonym of *Plagiognathus chrysanthemi* (Wolff, 1804).

Plagiognathus fasciatus Jakovlev, 1893
Fig. 118C
https://doi.org/10.5281/zenodo.12655305

Plagiognathus fasciatus Jakovlev, 1893: 309. Synonymized with *Psallus roseus* var. *alni* (Fabricius, 1794) by Reuter (1910: 86), which in turn is synonymized with *Psallus haematodes* (Gmelin, 1790) by Kerzhner (1970b: 143). Lectotype designated by Kerzhner *et al.* (1997: 128).

Psallus (*Psallus*) *haematodes* – Kerzhner & Josifov 1999: 414.

Type material

Lectotype

RUSSIA • ♂; "[golden circle] // *Pl. fasciatus* Jak. 16 Jl.91. // *Psallus roseus* F. v. *alni* F. O.M. Reuter det. // Lectotypus ♂ *Plagiognathus fasciatus* Jak. design. Kerzhner [19]95"; ZISP_ENT, AMNH_PBI 00240783.

Type locality

Russia: Irkutsk Province, Irkutsk; 52.32, 104.23.

Current status

Synonym of *Psallus* (*Psallus*) *haematodes* (Gmelin, 1790).

Plagiognathus gilvus Kulik, 1965
Fig. 118D
https://doi.org/10.5281/zenodo.12655685

Plagiognathus gilvus Kulik, 1965a: 155.

Europiella gilva – Schuh *et al.* 1995: 390.

Type material

Holotype
RUSSIA • ♂; "Suputinsky [= Ussurisky] Nature Reserve, Primorsky Territory; 14.VIII.[19]64; S. Kulik leg. // wild grape // Paratypus *Plagiognathus gilvus* sp. n. 5.III.[1]965 y[ear] det. S. Kulik // Holotypus!"; ZISP_ENT, AMNH_PBI 00142730.

Type locality

Russia: Primorsky Territory, Ussurisky Nature Reserve; 43.62, 132.3.

Current status

Valid species, current combination: *Europiella gilva* (Kulik, 1965).

Note

Kulik (1977: 28) stated that the holotype of *P. gilvus* was lost during the transfer to the Zoological Institute, St. Petersburg (ZISP) and designated a neotype with the following label: "Primorye, Hasan distr., 'Kedrovaya Pad' State Reserve, 22.7.[19]73, S. Kulik". This specimen was also intended to be sent to ZISP according to the original description, but remained in the Siberian Zoological Museum, Novosibirsk (SZMN), see Tshernyshev (1996: 9). However, this designation is invalid as it does not fulfill the exceptional circumstances required by the ICZN and also due to the confirmed presence of the holotype in the ZISP collection. Refer to Kerzhner *et al.* (1997: 129) for additional information.

Plagiognathus kiritshenkoi Kulik, 1975
Fig. 119A
https://doi.org/10.5281/zenodo.12656464

Plagiognathus kiritshenkoi Kulik, 1975: 587.

Europiella kiritshenkoi – Schuh *et al.* 1995: 390.

Type material

Holotype
RUSSIA • ♂; "Ussuriysk; on *Artemisia*; 24 VII [19]71; *Kulik* leg. // Holotypus *Plagiognathus kiritshenko*i Kulik det."; ZISP_ENT, AMNH_PBI 00142776.

Type locality

Russia: Primorsky Territory, Ussuriysk; 43.8, 131.97.

Current status

Valid species, current combination: *Europiella kiritshenkoi* (Kulik, 1975).

Plagiognathus lividus Reuter, 1906
Fig. 119B
https://doi.org/10.5281/zenodo.12656746

Plagiognathus lividus Reuter, 1906: 73. Lectotype designated by Kerzhner (1979: 54).

Europiella livida – Schuh *et al.* (1995: 390).

Type material

Lectotype

CHINA • ♂; "Sich[uan], Kuser Valley, Mungu – Chiuti; Potan[in] leg.; 12 VIII [18]93 // *Plagiognathus lividus* Reut. n. sp. Typ. // Lectotypus *Plag. lividus* Reut. design. Kerzhner"; ZISP_ENT, AMNH_PBI 00142505.

Type locality

China: Sichuan, Kusjor Valley, between Villages Mungu and Chiuti; 31.43, 103.17.

Current status

Valid species, current combination: *Europiella livida* (Reuter, 1906).

Plagiognathus pini Vinokurov, 1978
Fig. 119C
https://doi.org/10.5281/zenodo.12656891

Plagiognathus pini Vinokurov, 1978b: 335.

Type material

Holotype

RUSSIA • ♂; "Oblachnaya Mt., south[ern] Primorye, *Pinus pumilo*; Kerzhner leg.; 11.8.[1]963 // Holotypus ♂ *Plagiognathus pini* Vinokurov"; ZISP_ENT, AMNH_PBI 00332095.

Type locality

Russia: Primorsk Territory, Oblachnaya Mt.; 43.69, 134.20.

Current status

Valid species.

Plagiognathus rufinervis Jakovlev, 1880
Fig. 119D
https://doi.org/10.5281/zenodo.12657010

Plagiognathus rufinervis Jakovlev, 1880a: 218. Lectotype designated by Kerzhner *et al.* (1997: 134).

Sacculifer rufinervis – Kerzhner 1959: 98.

Type material

Lectotype

RUSSIA • ♂; "Sarp. [Sarepta = Krasnoarmeysky District of Volgograd] // [golden circle] // *Pl. rufinervis* // coll[ection of] V. Jakovlev. // *Plagiognathus rufinervis* Jak. B. Jakowlew det. // *Sacculifer* gen. n. *rufinervis* (Jak.) male Kerzhner det. [1]959 // Lectotypus *Plag. rufinervis* Jak. design. Kerzhner"; ZISP_ENT, AMNH_PBI 00221183.

Type locality

Russia: Volgograd Province, Krasnoarmeysky District of Volgograd; 48.5, 44.48.

Current status

Valid species, current combination: *Sacculifer rufinervis* (Jakovlev, 1880).

Plagiognathus (***Plagiognathus***) ***leucopus*** Kerzhner, 1979

Fig. 120A

https://doi.org/10.5281/zenodo.12651357

Plagiognathus (*Plagiognathus*) *leucopus* Kerzhner, 1979: 50.

Europiella leucopus – Schuh *et al.* 1995: 390.

Type material

Holotype

RUSSIA • ♂; "Vinogradovka, Ussuri Terr. [Primorsky Territory]; Kiritshenko leg.; 20.VII.[1]929 // Holotypus *Plagiognathus leucopus* Kerzh."; ZISP_ENT, AMNH_PBI 00142845.

Type locality

Russia: Primorsky Territory, Vinogradovka; 46.2, 134.4.

Current status

Valid species, current combination: *Europiella leucopus* (Kerzhner, 1979).

Plagiognathus (***Plagiognathus***) ***lividellus*** Kerzhner, 1979

Fig. 120B

https://doi.org/10.5281/zenodo.12651711

Plagiognathus (*Plagiognathus*) *lividellus* Kerzhner, 1979: 51.

Europiella lividella – Yasunaga 2022: 11. — Konstantinov 2023: 861.

Type material

Holotype

RUSSIA • ♂; "Samodon Peninsula near Korsakovo, Amur; Kerzhner leg.; 4 VIII [1]959 // 616. // Holotypus *Plagiognathus lividellus* Kerzhner"; ZISP_ENT, AMNH_PBI 00142739.

Type locality

Russia: Amur Province, Samodon Peninsula (on Amur), near Korsakovo; 51.33, 126.95.

Current status

Valid species, current combination: *Europiella lividella* (Kerzhner, 1979).

Plagiognathus (***Plagiognathus***) ***miyamotoi*** Kerzhner, 1988

Fig. 120C

https://doi.org/10.5281/zenodo.12652309

Plagiognathus (*Plagiognathus*) *miyamotoi* Kerzhner, 1988a: 855. Lectotype designated by Kerzhner (1988b: 65, as holotype).

Europiella miyamotoi – Schuh *et al.* 1995: 391.

Type material

Lectotype

RUSSIA • ♂; "Kuril Isl[ands]; 27.VIII - 1964 y[ear]; N.A. Azarova leg. // Kunashir Isl[and], coast of Pacific Ocean near Kosmodemyanskoe // 336 // Holotypus *Plagiognathus miyamotoi* sp. n. Kerzhner det. [1]986"; ZISP_ENT, AMNH_PBI 00142793.

Type locality

Russia: Sakhalin Province, Kuril Islands, Kunashir Island, near Kosmodemyanskoe; 44.09, 145.89.

Current status

Valid species, current combination: *Europiella miyamotoi* (Kerzhner, 1988).

Plagiognathus (***Poliopterus***) ***larae*** Kerzhner, 1978

Fig. 120D

https://doi.org/10.5281/zenodo.12652731

Plagiognathus (*Poliopterus*) *larae* Kerzhner, 1978: 46. Synonymized with *Europiella decolor* (Uhler, 1893) by Schuh *et al.* (1995: 384).

Type material

Holotype

RUSSIA • ♂; "Osennaya Bay, Iturup, 17 [-19 – crossed out].VIII.[1]976; Danilovich leg. // 3/11 // Holotypus *Plagiognathus* (*Poliopterus*) *larae* Kerzh."; ZISP_ENT, AMNH_PBI 00143591.

Type locality

Russia: Sakhalin Province, Kuril Islands, Iturup Island, Osennyaya Bay, 15 km S of Pioner; 44.93, 147.62.

Current status

Synonym of *Europiella decolor* (Uhler, 1893).

Plesiodema stlaniki Kerzhner, 1979
Fig. 121A
https://doi.org/10.5281/zenodo.12657093

Plesiodema stlaniki Kerzhner, 1979: 43.

Type material

Holotype
RUSSIA • ♂; "Golovnin volcano, Kunashir; Kerzhner leg.; 13.VI.[1]973 // Holotypus *Plesiodema stlaniki* sp. n. Kerzhner det. [1]976 // Holotype"; ZISP_ENT, AMNH_PBI 00159698.

Type locality

Russia: Sakhalin Province, Kuril Islands, Kunashir Island, Golovnin volcano; 43.85, 145.53.

Current status

Valid species.

Pleuroxonotus stysi Konstantinov, 2008
Fig. 121B
https://doi.org/10.5281/zenodo.12657195

Pleuroxonotus stysi Konstantinov, 2008e: 404.

Type material

Holotype
KAZAKHSTAN • ♂; "EKP [= East Kazakhstan Province], highway Zaysan city – Zaysan Lake, 5 km; Asanova leg.; 21 09 1971 // Holotypus *Pleuroxonotus stysi* Konstantinov, 2008"; ZISP_ENT, AMNH_PBI 00240875.

Type locality

Kazakhstan: East Kazakhstan Province, Zaysan City, 5 km along the road to Zaysan Lake; 47.48, 84.8.

Current status

Valid species.

Psallodema kasja Drapolyuk, 1987
Fig. 121B
https://doi.org/10.5281/zenodo.12657235

Psallodema kasja Drapolyuk, 1987: 120.

Type material

Holotype
AZERBAIJAN • ♂; "Azerb. SSR, Lerik [District], Kosmolyan; 5.VII.[19]84; Drapolyuk leg. // Holotypus *Psallodema kasja* Drapolyuk"; ZISP_ENT, AMNH_PBI 00248701.

Type locality

Azerbaijan: Talysh, Lerik District, Kosmolyan; 38.68, 48.39.

Current status

Valid species.

Psallopsis basalis Reuter, 1904
Fig. 121D
https://doi.org/10.5281/zenodo.12657333

Psallopsis basalis Reuter, 1904a: 16. Lectotype designated by Konstantinov (1997: 189).

Type material

Lectotype

IRAN • ♀; "Durukh [= Doreh] – Gezik, Nehbendan [= Nehbandan], Pers[ia]; Zarudny leg.; 1-10 X [18]98 // Lectotypus *Psallopsis basalis* Reuter, design. Konstantinov // *Graplhymenus basalis* Reut. n. g. et sp."; ZISP_ENT, AMNH_PBI 00150342.

Type locality

Iran: South Khorasan Province, Nehbandan, between Doreh and Gazik; 31.55, 60.04.

Current status

Valid species.

Psallopsis caspia Konstantinov, 1997
Fig. 122A
https://doi.org/10.5281/zenodo.12657405

Psallopsis caspia Konstantinov, 1997: 181.

Type material

Holotype

KAZAKHSTAN • ♂; "25 km SW of Kense [= Aqkenqse], Karagand[a] Prov[ince]; Kerzhner leg.; 30 V [1]962 // ? *Kochia* annual // Holotypus *Psallopsis caspia* Konstantinov"; ZISP_ENT, AMNH_PBI 00150640.

Type locality

Kazakhstan: Karaganda Province, 25 km SW of Aqkenqse; 46.673, 68.1.

Current status

Valid species.

Psallopsis kalidiicola Konstantinov, 1997
Fig. 122B
https://doi.org/10.5281/zenodo.12657625

Psallopsis kalidiicola Konstantinov, 1997: 185.

Type material

Holotype

TURKMENISTAN • ♂; "Kyzyl-atrek, Turkmen[istan]; Borchsenius leg.; 8 V [1]947 // Holotypus *Psallopsis kalidiicola* Konstantinov"; ZISP_ENT, AMNH_PBI 00151341.

Type locality

Turkmenistan: Balkan welaýaty, Kyzyl-Atrek; 37.6, 54.77.

Current status

Valid species.

Psallopsis neglecta Konstantinov, 1997
Fig. 122C
https://doi.org/10.5281/zenodo.12657662

Psallopsis neglecta Konstantinov, 1997: 178.

Type material

Holotype

RUSSIA • ♂; "Kosh-Agach, Altai; Kerzhner leg.; 26.VI [1]964 // Holotypus *Psallopsis neglecta* Konst."; ZISP_ENT, AMNH_PBI 00149800.

Type locality

Russia: Altai Territory, Kosh-Agach; 49.98, 88.63.

Current status

Valid species.

Psallus aldanensis Vinokurov, 1985
Fig. 122D
https://doi.org/10.5281/zenodo.12657739

Psallus aldanensis Vinokurov, 1985: 57.

Psallus (*Psallus*) *aldanensis* – Kerzhner & Josifov 1999: 411.

Type material

Holotype

RUSSIA • ♂; "C[entral] Yakutia, Aldan [River], Megino-Aldan, 20 km downstream of the mouth of Amga [River]; Gavrileva leg.; 20 VII [1]981 // Holotypus *Psallus* (*Psallus*) *aldanensis* Vinokurov sp. n."; ZISP_ENT, AMNH_PBI 00240708.

Type locality

Russia: Yakutia Republic, Megino-Aldan, 20 km downstream of the mouth of Amga River; 62.63, 135.5.

Current status

Valid species, current combination: *Psallus* (*Psallus*) *aldanensis* Vinokurov, 1985.

Psallus alpestris Reuter, 1906
Fig. 123A
https://doi.org/10.5281/zenodo.12657827

Psallus alpestris Reuter, 1906: 70.

Orthonotus alpestris – Kerzhner 1997a: 247.

Type material

Holotype
CHINA • ♂; "Sich[uan], Lunanfu [= Pingwu], Hodzigou, 6000 ft; Berezov leg.; VII[-]VIII [18]93 // *Psallus Potanini* [sic!] Reut. n. sp. Typ. // Holotypus"; ZISP_ENT, AMNH_PBI 00234902.

Type locality

China: Sichuan, Pingwu, Hodzigou.

Current status

Valid species, current combination: *Orthonotus alpestris* (Reuter, 1906).

Note

Although Reuter initially intended to name this species *Psallus potanini* and attached the corresponding label to the holotype, he later changed the name to *P. alpestris* in the original description.

Psallus atomosus var. ***obscurior*** Reuter, 1910
Fig. 123B
https://doi.org/10.5281/zenodo.12659256

Psallus atomosus var. *obscurior* Reuter, 1910: 86. Lectotype designated by Kerzhner *et al.* (1997: 132).
Compsidolon (*Apsinthophylus*) *pumilum* – Josifov 1993: 13.

Type material

Lectotype
RUSSIA • ♂; "coll[ection of] V. Jakovlev. // Lectotypus *Ps. atomosus* v. *obscurior* Rt. design. Kerzhner"; ZISP_ENT, AMNH_PBI 00236103.

Type locality

Russsia: Crimea Republic, Yevpatoria; 45.18, 33.35.

Current status

Synonym of *Compsidolon* (*Apsinthophylus*) *pumilum* (Jakovlev, 1876).

Psallus bicolor Jakovlev, 1880
Fig. 123C
https://doi.org/10.5281/zenodo.12659270

Psallus bicolor Jakovlev, 1880: 219.

Zophocnemis bicolor – Schuh 2001: 253.

Type material

Holotype

RUSSIA • ♀; "Sarp. [Sarepta = Krasnoarmeysky District of Volgograd] // [golden circle] // *Psallus bicolor* n. s. // *Psallus bicolor* Jak. B. Jakowlew det. // coll[ection of] V. Jakovlev. // Holotypus ♂ *Psallus bicolor* Jak."; ZISP_ENT, AMNH_PBI 00222635.

Type locality

Russia: Volgograd Province, Krasnoarmeysky District of Volgograd; 48.5, 44.48.

Current status

Valid species, current combination: *Zophocnemis bicolor* (Jakovlev, 1880).

Note

Kerzhner *et al.* (1997), followed by Kerzhner & Josifov (1999) and Aukema (2018–2025), erroneously indicated the holotype of *P. bicolor* (see Fig. 123C) as being a male specimen.

Psallus cognatus Jakovlev, 1877
Fig. 123D
https://doi.org/10.5281/zenodo.12662282

Psallus cognatus Jakovlev, 1877a: 298. Synonymized with *Psallus* (*Apocremnus*) *anticus* (Reuter, 1876) by Kerzhner (1994: 292). Lectotype designated by Kerzhner (1994: 292).

Type material

Lectotype

RUSSIA • ♂; "Sarp. [Sarepta = Krasnoarmeysky District of Volgograd] // [broken golden circle] // *Ps. cognatus* Jak. Reut. // *Psallus cognatus* Jak. Reut. B. Jakowlew det. // coll[ection of] V. Jakovlev. // Lectotypus ♂ *Psallus cognatus* Jak. design. Kerzhner [19]95"; ZISP_ENT, AMNH_PBI 00239780.

Type locality

Russia: Volgograd Province, Krasnoarmeysky District of Volgograd; 48.5, 44.48.

Current status

Synonym of *Psallus* (*Apocremnus*) *anticus* (Reuter, 1876).

Psallus crataegi Kulik, 1973
Fig. 124A
https://doi.org/10.5281/zenodo.12662341

Psallus crataegi Kulik, 1973: 19.

Psallus (*Apocremnus*) *crataegi* – Kerzhner 1988a: 845.

Type material

Holotype

RUSSIA • ♂; "Khabarovsk; 15.VI.[19]62; Kulik leg. // on *Crataegus* // Holotypus *Psallus crataegi* sp. n. det. S. Kulik, [1]970"; ZISP_ENT, AMNH_PBI 00238547.

Type locality

Russia: Khabarovsk Territory, Khabarovsk; 60, 100.

Current status

Valid species, current combination: *Psallus* (*Apocremnus*) *crataegi* Kulik, 1973.

Psallus gidajatovi Drapolyuk, 1987
Fig. 124B
https://doi.org/10.5281/zenodo.12665034

Psallus gidajatovi Drapolyuk, 1987: 122.

Psallus (*Psallus*) *gidajatovi* – Kerzhner & Josifov 1999: 414.

Type material

Holotype

AZERBAIJAN • ♂; "Azerb. SSR [= Azerbaijan], Apo, Lenkoran' Distr[ict]; 4.VI.[19]84; Drapolyuk leg. // Holotypus *Psallus gidajatovi* Drapolyuk"; ZISP_ENT, AMNH_PBI 00239631.

Type locality

Azerbaijan: Lenkoran District, Apo; 38.73, 48.83.

Current status

Valid species, current combination: *Psallus* (*Psallus*) *gidajatovi* Drapolyuk, 1987.

Psallus halidi Drapolyuk, 1991
Fig. 124C
https://doi.org/10.5281/zenodo.12665092

Psallus halidi Drapolyuk, 1991: 400.

Psallus (*Phylidea*) *halidi* – Kerzhner & Josifov 1999: 406.

Type material

Holotype

AZERBAIJAN • ♂; "Azerb. SSR [= Azerbaijan], Apsheron Dist[rict], Altyagach; 30.V.[19]85; Kh. Aliev leg. // *Quercus* // Holotypus *Psallus halidi* Drapolyuk"; ZISP_ENT, AMNH_PBI 00239219.

Type locality

Azerbaijan: Apsheron District, Altyagach; 40.85, 48.93.

Current status

Valid species, current combination: *Psallus* (*Phylidea*) *halidi* Drapolyuk, 1991.

Psallus holomelas Reuter, 1906
Fig. 124D
https://doi.org/10.5281/zenodo.12665181

Psallus holomelas Reuter, 1906: 69. Lectotype designated by Kerzhner (1997a: 247).

Mesopsallus holomelas – Konstantinov 2023: 872.

Type material

Lectotype
CHINA • ♂; "Sich[uan], Fubyankho [River], Lamasy – Fubyan; Potan[in] leg.; 3 VIII [18]93. // *Psallus holomelas* Reut. n. sp. Typ. // Lectotypus design. Kerzhner"; ZISP_ENT, AMNH_PBI 00239796.

Type locality

China: Sichuan, Fubyankho, between Lamasy and Fubyan.

Current status

Valid species, current combination: *Mesopsallus holomelas* (Reuter, 1906).

Psallus opacus Reuter, 1906
Fig. 125A
https://doi.org/10.5281/zenodo.12665777

Psallus opacus Reuter, 1906: 72. Lectotype designated by Kerzhner (1997a: 247).

Phoenicocoris opacus – Kerzhner 1997a: 247. — Schwartz & Stonedahl 2004: 27.

Type material

Lectotype
CHINA • ♂; "Sich[uan], forest [on] N slope of Khunchyao Pass; Potan[in] leg.; 11 VIII [18]93. // *Psallus opacus* Reut. n. sp. Typ. // Lectotypus *Psallus opacus* Reut. design. Kerzhner"; ZISP_ENT, AMNH_PBI 00237466.

Type locality

China: Sichuan, Khunchyao Pass.

Current status

Valid species, current combination: *Phoenicocoris opacus* (Reuter, 1906).

Psallus rubronotatus Jakovlev, 1876
Fig. 125B
https://doi.org/10.5281/zenodo.12666498

Psallus rubronotatus Jakovlev, 1876a: 119. Synonymized with *Monosynamma bohemanni* (Fallén, 1829) by Reuter (1879c: 303). Lectotype designated by Kerzhner *et al.* (1997: 134).

Type material

Lectotype

RUSSIA • ♀; "Sarp. [Sarepta = Krasnoarmeysky District of Volgograd] // [golden circle] // *Neocoris Bohemani* var. // *Neocoris Bohemani* Fall. var. γ O.M. Reuter det. // coll[ection of] V. Jakovlev. // Lectotypus ♀ *Psallus rubronotatus* Jak. design. Kerzhner [19]95."; ZISP_ENT, AMNH_PBI 00227637.

Type locality

Russia: Volgograd Province, Krasnoarmeysky District of Volgograd; 48.5, 44.48.

Current status

Synonym of *Monosynamma bohemanni* (Fallén, 1829).

Psallus samedovi Drapolyuk, 1991
Fig. 125C
https://doi.org/10.5281/zenodo.12666574

Psallus samedovi Drapolyuk, 1991: 398.

Psallus (*Phylidea*) *samedovi* – Aukema & Rieger 2001: 345.

Type material

Holotype

AZERBAIJAN • ♂; "Azerb. SSR [= Azerbaijan], Lenkoran Distr[ict], Bilyasar, Anglovi; 22.V.[19]85; Drapolyuk leg. // Holotypus *Psallus samedovi* Drapolyuk"; ZISP_ENT, AMNH_PBI 00239220.

Type locality

Azerbaijan: Lenkoran District, Bilyasar; 38.63, 48.69.

Current status

Valid species, current combination: *Psallus* (*Phylidea*) *samedovi* Drapolyuk, 1991.

Psallus tonnaichanus Muramoto, 1973
Fig. 125D
https://doi.org/10.5281/zenodo.12666650

Psallus tonnaichanus Muramoto, 1973: 2897. Lectotype designated by Kerzhner (1988b: 74).

Psallus (*Hylopsallus*) *tonnaichanus* – Yasunaga & Vinokurov 2000: 656.

Type material

Lectotype

JAPAN • ♂; "Hakodate, Hokkaido, Japan; Muramoto leg.; 30.VII.[1]971 // *Psallus tonnaichanus* det. Miyamoto (accord. to letter of Muramoto, 1985) // Lectotypus *Psallus tonnaichanus* Muramoto design. Kerzhner 1985"; ZISP_ENT, AMNH_PBI 00239233.

Type locality

Japan: Hokkaido Island, Hakodate; 41.79, 140.74.

Current status

Valid species, current combination: *Psallus* (*Hylopsallus*) *tonnaichanus* Muramoto, 1973.

Psallus (***Apocremnus***) ***fagi*** Drapolyuk, 1990

Fig. 126A

https://doi.org/10.5281/zenodo.12657967

Psallus (*Apocremnus*) *fagi* Drapolyuk, 1990: 40.

Mesopallus fagi – Konstantinov 2023: 872.

Type material

Holotype

AZERBAIJAN • ♂; "Azerb. SSR [= Azerbaijan], Zakataly [= Zaqatala], Parzivan; at light; 27.V.[19]87; Drapolyuk leg. // Holotypus *Psallus fagi* Drapolyuk"; ZISP_ENT, AMNH_PBI 00340900.

Type locality

Azerbaijan: Zaqatala District, Parzivan; 41.6, 46.67.

Current status

Valid species, current combination: *Mesopallus fagi* (Drapolyuk, 1990).

Psallus (***Apocremnus***) ***stackelbergi*** Kerzhner, 1988

Fig. 126B

https://doi.org/10.5281/zenodo.12658122

Psallus (*Apocremnus*) *stackelbergi* Kerzhner, 1988a: 845. Lectotype designated by Kerzhner (1988b: 58, as holotype).

Type material

Lectotype

RUSSIA • ♂; "Tigrovaya [= Tigrovoy], Suchan[sky = Partizansky District], Ussuri Terr[itory = part of Primorsky Territory]; Stackelberg leg.; 16 VII [19]27 // Holotypus *Psallus stackelbergi* sp. n. Kerzhner det. [1]984"; ZISP_ENT, AMNH_PBI 00238553.

Type locality

Russia: Primorsky Territory, Partizansk District, Tigrovoy; 43.17, 132.88.

Current status

Valid species.

Psallus* (*Hylopsallus*) *quercus transcaucasicus Zaitzeva, 1966

Fig. 126C

https://doi.org/10.5281/zenodo.12666428

Psallus (*Hylopsallus*) *quercus transcaucasicus* Zaitzeva, 1966: 90. Upgraded to *Psallus* (*Phylidea*) *transcaucasicus* Zaitzeva, 1966 by Zaitzeva (1968: 867). Lectotype designated by Zaitzeva (1968: 869).

Type material

Lectotype

GEORGIA • ♂; "Akhali-Sopeli [=Akhalsopeli], Trialeti Mts Range; I. Zaitseva leg.; 24.VI.61 // Holotypus male *Psallus transcaucasicus* I. Zaitzeva // Holotypus ♂ *Psallus transcaucasicus* I. Zaitzeva"; ZISP_ENT, AMNH_PBI 00239208.

Type locality

Georgia: Trialeti Mts Range, Akhalsopeli; 41.65, 44.33.

Current status

Valid species, current combination: *Psallus* (*Phylidea*) *transcaucasicus* Zaitzeva, 1966.

Psallus* (*Phylidea*) *cinnabarinus Kerzhner, 1979

Fig. 126D

https://doi.org/10.5281/zenodo.12658178

Psallus (*Phylidea*) *cinnabarinus* Kerzhner, 1979: 44.

Type material

Holotype

RUSSIA • ♂; "Tretyakovo, Kunashir; Kerzhner leg.; 10.VIII.[1]973 // 30/23 *Ulmus propinqua* // Holotypus *Psallus* (*Phylidea*) *cinnabarinus* Kerzhner det. [1]975"; ZISP_ENT, AMNH_PBI 00239188.

Type locality

Russia: Sakhalin Province, Kuril Islands, Kunashir Island, Tretyakovo; 43.98, 145.65.

Current status

Valid species.

Psallus* (*Phylidea*) *dryos dolerus Kerzhner, 1979

Fig. 127A

https://doi.org/10.5281/zenodo.12658289

Psallus (*Phylidea*) *dryos dolerus* Kerzhner, 1979: 48. Synonymized with *Psallus* (*Hylopsallus*) *tonnaichanus* Muramoto, 1973 by Duwal *et al.* (2012: 623).

Type material

Holotype

RUSSIA • ♂; "Gorno-Taezhn[aya] St. [= V.K. Komarov Mountain-Taiga Station] 50 km of Ussuriysk, Primor[sky] Territory, at light; Kerzhner leg.; 1.VIII.[1]963 // Holotypus *Psallus* (*Phylidea*) *dryos dolerus* Kerzhner det. [1]975"; ZISP_ENT, AMNH_PBI 00239301.

Type locality

Russia: Primorsky Territory, V.K. Komarov Mountain-Taiga Station, 25 km SE of Ussuriysk; 43.69, 132.15.

Current status

Synonym of *Psallus* (*Hylopsallus*) *tonnaichanus* Muramoto, 1973.

Psallus* (*Phylidea*) *dryos Kerzhner, 1979
Fig. 127B
https://doi.org/10.5281/zenodo.12658336

Psallus (*Phylidea*) *dryos* Kerzhner, 1979: 47. Synonymized with *Psallus* (*Hylopsallus*) *tonnaichanus* Muramoto, 1973 by Kerzhner (1988a: 847).

Type material

Holotype

RUSSIA • ♂; "Sernovodsk, Kunashir, on oak; Narchuk leg.; 3.VIII.[1]971 // Holotypus *Psallus* (*Phylidea*) *dryos* Kerzhner det. [1]975"; ZISP_ENT, AMNH_PBI 00239253.

Type locality

Russia: Sakhalin Province, Kuril Islands, Kunashir Island, Sernovodsk; 43.91, 145.64.

Current status

Synonym of *Psallus* (*Hylopsallus*) *tonnaichanus* Muramoto, 1973.

Psallus* (*Phylidea*) *flavescens Kerzhner, 1988
Fig. 127C
https://doi.org/10.5281/zenodo.12658458

Psallus (*Phylidea*) *flavescens* Kerzhner, 1988a: 847. Lectotype designated by Kerzhner (1988b: 61, as holotype).

Type material

Lectotype

RUSSIA • ♂; "Prim[orsky] Terr[itory], Gorno-Taezhn[aya] St. [= V.K. Komarov Mountain-Taiga Station] near Ussuriysk, arboretum, at light; Sinev leg.; 1.VII.[1]985 // Holotypus *Psallus flavescens* Kerzh."; ZISP_ENT, AMNH_PBI 00239179.

Type locality

Russia: Primorsky Territory, V.K. Komarov Mountain-Taiga Station, arboretum, 25 km SE of Ussuriysk; 43.69, 132.15.

Current status

Valid species.

Psallus* (*Phylidea*) *kiritshenkoi Zaitzeva, 1968
Fig. 127D
https://doi.org/10.5281/zenodo.12665518

Psallus (*Phylidea*) *kiritshenkoi* Zaitzeva, 1968: 871.

Psallus (*Hylopsallus*) *kiritshenkoi* – Kerzhner & Josifov 1999: 403.

Type material

Holotype
ARMENIA • ♂; "Lichk – Dzhindara, Megri Distr[ict], Armen[ia], Loginova leg.;10 VI [1]955 // Holotypus ♂ *Psallus kiritshenkoi* I. Zaitzeva"; ZISP_ENT, AMNH_PBI 00239321.

Type locality

Armenia: Megri District, between Lichk and Dzhindara; 40.15, 45.23.

Current status

Valid species.

Psallus* (*Phylidea*) *loginovae Kerzhner, 1988
Fig. 128A
https://doi.org/10.5281/zenodo.12658527

Psallus (*Phylidea*) *loginovae* Kerzhner, 1988a: 847. Lectotype designated by Kerzhner (1988b: 60, as holotype).

Type material

Lectotype
RUSSIA • ♂; "18-20 km S of Khorol, Primorsk[y] Territory; *Acer genale*; Loginova leg.; 7.VII.[1]974 // Holotypus *Psallus* (*Phylidea*) *loginovae* Kerzhner"; ZISP_ENT, AMNH_PBI 00239084.

Type locality

Russia: Primorsky Territory, 18–20 km S of Khorol; 44.23, 132.07.

Current status

Valid species.

Psallus* (*Phylidea*) *ulmi Kerzhner & Josifov, 1966
Fig. 128B
https://doi.org/10.5281/zenodo.12658906

Psallus (*Phylidea*) *ulmi* Kerzhner & Josifov, 1966: 627.

Type material

Holotype

RUSSIA • ♂; "Blagoveshchensk, Amur [Province], on *Ulmus* sp.; Kerzhner leg.; 26.VI.[1]959 // 700. // in the city, on *Ulmus* ? *pumilus* // Holotpus *Psallus* (*Phylidea*) *ulmi* sp. n. Kerzhner det. [1]965"; ZISP_ENT, AMNH_PBI 00239087.

Type locality

Russia: Amur Province, Blagoveshchensk; 50.31, 127.45.

Current status

Valid species.

Psallus* (*Phylidea*) *ussuriensis Kerzhner, 1979

Fig. 128C

https://doi.org/10.5281/zenodo.12658996

Psallus (*Phylidea*) *ussuriensis* Kerzhner, 1979: 46.

Type material

Holotype

RUSSIA • ♂; "Vinogradovka, Ussuri Terr. [Primorsky Territory]; Kiritshenko leg.; 7.VIII.[1]929 // Holotypus *Psallus* (*Phylidea*) *ussuriensis* Kerzhner det. [1]975"; ZISP_ENT, AMNH_PBI 00239178.

Type locality

Russia: Primorsky Territory, Vinogradovka; 46.2, 134.4.

Current status

Valid species.

Psallus* (*Pityopsallus*) *ermolenkoi ermolenkoi Kerzhner, 1979

Fig. 128D

https://doi.org/10.5281/zenodo.12659069

Psallus (*Pityopsallus*) *ermolenkoi ermolenkoi* Kerzhner, 1979: 48.

Type material

Holotype

RUSSIA • ♂; "Chekhova Mt., Sakhalin; Ermolenko leg.; 14.8.[1]973 // Holotypus *Psallus ermolenkoi* Kerzh."; ZISP_ENT, AMNH_PBI 00240668.

Type locality

Russia: Sakhalin Province, Sakhalin Island, Chekhova Mt.; 47.01, 142.84.

Current status

Valid nominative subspecies.

Psallus* (*Pityopsallus*) *ermolenkoi sichotensis Kerzhner, 1979
Fig. 129A
https://doi.org/10.5281/zenodo.12659042

Psallus (*Pityopsallus*) *ermolenkoi sichotensis* Kerzhner, 1979: 50.

Type material

Holotype
RUSSIA • ♂; "Oblachnaya Mt., south[ern] Primorye, *Pinus pumilo*; Kerzhner leg.; 10.8.[1]963 // Holotypus *Psallus ermolenkoi sichotensis* Kerzh."; ZISP_ENT, AMNH_PBI 00240672.

Type locality

Russia: Primorsk Territory, Oblachnaya Mt.; 43.69, 134.2.

Current status

Valid subspecies.

Psallus* (*Pityopsallus*) *laricinus Vinokurov, 1982
Fig. 129B
https://doi.org/10.5281/zenodo.12665585

Psallus (*Pityopsallus*) *laricinus* Vinokurov, 1982: 185.

Type material

Holotype
RUSSIA • ♂; "NE Yakutia, Indigirka, Chersky Mts Range, Tebyulyakh; Vinokurov leg.; 26.VI.[1]973 // 35 // Holotypus *Psallus* (*Pityopsallus*) *laricinus* Vinokurov"; ZISP_ENT, AMNH_PBI 00240335.

Type locality

Russia: Yakutia Republic, Indigirka River, Tyubelyakh; 65.37, 143.12.

Current status

Valid species.

Psallus* (*Pityopsallus*) *nipponicus Vinokurov, 1998
Fig. 129C
https://doi.org/10.5281/zenodo.12659107

Psallus (*Pityopsallus*) *nipponicus* Vinokurov, 1998: 288.

Type material

Holotype
JAPAN • ♂; "Japan // Hokkaido Island, 4-ban Riv[er], Tobetsu; 15.VII.1997; N.N. Vinokurov leg. // H-2-1 // Holotypus *Psallus* (*Pityopsallus*) *nipponicus* sp. n. Vinokurov des. [19]98"; ZISP_ENT, AMNH_PBI 00240688.

Type locality

Japan: Hokkaido, Ishikari District, 4-ban River, 15 km S of Shokanbetsu Mt.; 43.21, 141.52.

Current status

Valid species.

Psallus (***Pityopsallus***) ***sachaensis*** Vinokurov, 1998
Fig. 129D
https://doi.org/10.5281/zenodo.12659158

Psallus (*Pityopsallus*) *sachaensis* Vinokurov, 1998: 290.

Type material

Holotype

RUSSIA • ♂; "Onhkuchakh str[eam], tr[akt] to Amgu R[iver] Yakut[ia] ok[rug]; 17 VII.[19]25; L. Bianchi leg. // Yakutian Exped[ition] AS [= Academy of Sciences] // near a bridge. // Holotypus *Psallus* (*Pityopsallus*) *sachaensis* Vinokurov des. [19]98"; ZISP_ENT, AMNH_PBI 00240253.

Type locality

Russia: Yakutia Republic, Olom, path to Amga River; 61.2, 129.83.

Current status

Valid species.

Psallus (***Psallus***) ***clarus*** Kerzhner, 1988
Fig. 130A
https://doi.org/10.5281/zenodo.12659189

Psallus (*Psallus*) *clarus* Kerzhner, 1988a: 845. Lectotype designated by Kerzhner (1988b: 62).

Type material

Lectotype

RUSSIA • ♂; "Primorsky Territory, Khasan Distr[ict], Vityaz, 15 km S of Sukhanovka; Kerzhner leg.; 13.VII.1982 // *Quercus dentata* // Holotypus *Psallus clarus* Kerzh."; ZISP_ENT, AMNH_PBI 00240695.

Type locality

Russia: Primorsky Territory, Khasan District, Vityaz Bay, 15 km S of Sukhanovka; 42.59, 131.18.

Current status

Valid species.

Psallus (***Psallus***) ***georgicus*** Zaitzeva, 1968
Fig. 130B
https://doi.org/10.5281/zenodo.12662425

Psallus (*Psallus*) *georgicus* Zaitzeva, 1968: 872.

Type material

Holotype

GEORGIA • ♂; "Gometrits-kheoba, valley of Aragvi R[iver], Georg[ia]; Kiritshenko leg.; 11 VII [1]949 // Holotypus ♂ *Psallus georgicus* I. Zaitzeva"; ZISP_ENT, AMNH_PBI 00240922.

Type locality

Georgia: Gometrits Mts Range, valley of Aragvi River; 42.30, 44.81.

Current status

Valid species.

Psallus* (*Psallus*) *jungaricus Vinokurov & Luo, 2012
Fig. 130C
https://doi.org/10.5281/zenodo.12659212

Psallus (*Psallus*) *jungaricus* Vinokurov & Luo, 2012: 26.

Type material

Holotype

CHINA • ♂; "W China, Xinjiang, Kelan R[iver], poplar forest, 20 km NE of Beitun, 425 m; 47°32'N, 87°54'E; N. Vinokurov leg.; 29.VI.2011 leg. // Holotypus *Psallus* (*Psallus*) j*ungaricus* (♂) Vinokurov et Luo"; ZISP_ENT, AMNH_PBI 00337762.

Type locality

China: Xinjiang Province, Kelan River, 20 km NE of Beitun, 425 m; 47.53, 87.9.

Current status

Valid species.

Psallus* (*Psallus*) *minusculus Zaitzeva, 1968
Fig. 130D
https://doi.org/10.5281/zenodo.12665677

Psallus (*Psallus*) *minusculus* Zaitzeva, 1968: 876.

Type material

Holotype

AZERBAIJAN • ♂; "Nakhichevan, Transcauc[asus]; Znoiko leg.; 19 VI [1]933 // Holotypus ♂ *Psallus minusculus* I. Zaitzeva"; ZISP_ENT, AMNH_PBI 00240105.

Type locality

Azerbaijan: Nakhchivan Republic, Nakhchivan; 39.22, 45.41.

Current status

Valid species.

Rhopalotomus niger Jakovlev, 1889

Fig. 131A

https://doi.org/10.5281/zenodo.12666729

Rhopalotomus niger Jakovlev, 1889a: 70. Synonymized with *Dacota* (*Dacota*) *hesperia* Uhler, 1872 by Kerzhner (1988b: 74). Lectotype designated by Vinokurov (1978a: 39) (see also Kerzhner *et al.* 1997: 132).

Type material

Lectotype

RUSSIA • ♀; "*Rhopalot. niger* Jak. // [golden circle] // coll[ection of] V. Jakovlev // *Nyctidea nigra* Jak. = *moesta* Reut. O. M. Reuter det. // Lectotypus *Rhopalotomus niger* Jak. Vinokurov det. 1976"; ZISP_ENT, AMNH_PBI 00241542.

Type locality

Russia: Irkutsk Province, Irkutsk; 52.32, 104.23.

Current status

Synonym of *Dacota* (*Dacota*) *hesperia* Uhler, 1872.

Sacculifer picticeps Kerzhner, 1959

Fig. 131B

https://doi.org/10.5281/zenodo.12666793

Sacculifer picticeps Kerzhner, 1959: 100.

Type material

Holotype

RUSSIA • ♂; "V[erkhne-]Dneprovka, l[eft] b[ank] of Ural [River], upstream of Orenb[urg]; L. Zimin leg.; 17.VII.[1]934 // Holotypus *Sacculifer picticeps* Kerzh. 1960"; ZISP_ENT, AMNH_PBI 00221707.

Type locality

Russia: Orenburg Province, Dneprovka; 51.43, 56.34.

Current status

Valid species.

Salicarus (***Salicarus***) ***concinnus*** V.G. Putshkov, 1977

Fig. 131C

https://doi.org/10.5281/zenodo.12666833

Salicarus (*Salicarus*) *concinnus* V.G. Putshkov, 1977b: 370.

Salicarus concinnus – Konstantinov & Hosseini 2024: 81.

Type material

Holotype

TAJIKISTAN • ♂; "Kondara Gorge, Vall[ey] of Varzob R[iver], Taj[ikistan]; Lopatin leg.; 08 VII [1]955 // *Salicarus concinna* Putsh. des. V. Putshkov // Homotypus [sic!] *Salicarus concinnus* Putshk."; ZISP_ENT, AMNH_PBI 00233863.

Type locality

Tajikistan: Kondara Valley, 40 km N Dushanbe; 38.83, 68.83.

Current status

Valid species, current combination: *Salicarus concinnus* V.G. Putshkov, 1977.

Salicarus* (*Salicarus*) *halimodendri V.G. Putshkov, 1977
Fig. 131D
https://doi.org/10.5281/zenodo.14264797

Salicarus (*Salicarus*) *halimodendri* V.G. Putshkov, 1977b: 370.

Salicarus halimodendri – Konstantinov & Hosseini 2024: 93.

Type material

Holotype

KAZAKHSTAN • ♂; "40 km NW [of] Turkestan [City], Karatau Mts Range, Kazakh.[stan]; *Kerzhner* leg.; 29 V [1]966 // on *Halimodendron halodendron* // Homotypus [sic!] *Salicarus halimodendri* Putshk."; ZISP_ENT, AMNH_PBI 00233852.

Type locality

Kazakhstan: 40 km NW of Turkistan City, Karatau Mts Range; 43.52, 67.81.

Current status

Valid species, current combination: *Salicarus halimodendri* Putshkov, 1977.

Note

Konstantinov & Hosseini (2024) erroneously indicated the male specimen from Bazarskiy Picket, Zaysan (AMNH_PBI 00233844) as the holotype of *S. halimodendri*.

Solenoxyphus anabasius Konstantinov, 2008
Fig. 132A
https://doi.org/10.5281/zenodo.12667188

Solenoxyphus anabasius Konstantinov, 2008a: 17.

Type material

Holotype

KAZAKHSTAN • ♂; "Sarysu [River], 50 km NE of the mouth of Karakengir [River], Karag[anda Province]; Kerzhner leg.; 24 V [1]962 // *Anabasis salsa* // Holotypus *Solenoxyphus anabasius* F. Konstantinov 2006"; ZISP_ENT, AMNH_PBI 00142455.

Type locality

Kazakhstan: Karaganda Province, Sarysu River, 50 km northeast of the mouth of Karakengir River; 47.58, 68.53.

Current status

Valid species.

Solenoxyphus kazakhstanicus Konstantinov & Korzeev, 2014

Fig. 132B

https://doi.org/10.5281/zenodo.12667496

Solenoxyphus kazakhstanicus Konstantinov & Korzeev, 2014: 468.

Type material

Holotype

KAZAKHSTAN • ♂; "Western Kazakhstan, at the confluence of the Karakengir & Zhezdy (Rd from Dzhezkazgan); 24.V.1962; Kerzhner leg. // *Anabasis truncat*a (Chenopodiaceae) // Holotypus *Solenoxyphus kazakhstanicus* F. Konstantinov & A. Korzeev, 2014"; ZISP_ENT, AMNH_PBI 00155838.

Type locality

Kazakhstan: Ulytau Province, at the confluence of the Karakengir and Zhezdy Rivers; 47.39, 68.

Current status

Valid species.

Solenoxyphus kerzhneri Konstantinov, 2008

Fig. 132C

https://doi.org/10.5281/zenodo.12667536

Solenoxyphus kerzhneri Konstantinov, 2008a: 26.

Type material

Holotype

KYRGYZSTAN • ♂; "80 km W of Naryn, Central Tian Shan; Kerzhner leg.; 11 VII [1]966 // *Salsola gemmascens* // Holotypus *Solenoxyphus kerzhneri* F. Konstantinov 2006"; ZISP_ENT, AMNH_PBI 00140651.

Type locality

Kyrgyzstan: Central Tian Shan, 80 km W of Naryn; 41.43, 75.03.

Current status

Valid species.

Solenoxyphus salsolae Konstantinov, 2008
Fig. 132D
https://doi.org/10.5281/zenodo.12667645

Solenoxyphus salsolae Konstantinov, 2008a: 39.

Type material

Holotype
MONGOLIA • ♂; "Mongolia, UverHangay Aimak [= Övörkhangai Aimag], near E coast of Tatsyn-Tsagan-Nur [= Taatsiin Tsagaan] Lake; Kerzhner leg.; 2-4.VIII.[1]969 // *Salsola passerina* // Holotypus *Solenoxyphus salsolae* F. Konstantinov 2006"; ZISP_ENT, AMNH_PBI 00141768.

Type locality

Mongolia: Övörkhangai Aimag, E coast of Taatsiin Tsagaan Lake; 45.15, 101.51.

Current status

Valid species.

Sthenaropsis gobicus V.G. Putshkov, 1977
Fig. 133A
https://doi.org/10.5281/zenodo.12667752

Sthenaropsis gobicus V.G. Putshkov, 1977b: 363.

Sthenaropsis gobica – Kerzhner & Josifov 1999: 425.

Type material

Holotype
MONGOLIA • ♂; "Mongolia, South Govi Aimak [= Ömnögovi Aimag], Sair [= dry river] Undyn-Gol, 25 km S of Khan-Bogdo [= Khan-Bogd]; Kerzhner leg.; 07.VIII.[1]971 // *Lycium truncatum* // Holotypus *Sthenaropsis gobicus* V.G. Putshkov, 1977"; ZISP_ENT, AMNH_PBI 00229288.

Type locality

Mongolia: Ömnögovi Aimag, dry river Undyn Gol, 25 km S of Khan Bogd Mt.; 42.66, 106.08.

Current status

Valid species, current name: *Sthenaropsis gobica* V.G. Putshkov, 1977.

Sthenaropsis gracilicornis Linnavuori, 1964
Fig. 133B
https://doi.org/10.5281/zenodo.12667782

Sthenaropsis gracilicornis Linnavuori, 1964b: 211.

Type material

Holotype
TAJIKISTAN • ♂; "Dzhili-Kul on Vakhsh R[iver], Taj[ikistan]; Gussakovskiy leg.; 12.VI.[1]934 // Holotypus"; ZISP_ENT, AMNH_PBI 00229325.

Type locality

Tajikistan: Vakhsh River valley, Dzhili-Kul; 37.48, 68.51.

Current status

Valid species.

Sthenaropsis piperatus Linnavuori, 1964
Fig. 133C
https://doi.org/10.5281/zenodo.12667834

Sthenaropsis piperatus Linnavuori, 1964b: 213.

Sthenaropsis piperata – Kerzhner & Josifov 1999: 426.

Type material

Holotype

UZBEKISTAN • ♀; "Ayak-agytma [= Ayakagytma], Bukhara Prov[ince]; Kiritshenko leg.; 28 V [1]948 // Ajak-agytjma, Gebiet Buchara, Kiritshenko leg. // Holotypus R. Linnavuori // *Sthenaropsis piperatus* Lv."; ZISP_ENT, AMNH_PBI 00229278.

Type locality

Uzbekistan: Bukhara Province, Ayakagytma; 40.63, 64.5.

Current status

Valid species, current name: *Sthenaropsis piperata* Linnavuori, 1964.

Sthenaropsis schachrudicus Linnavuori, 1964
Fig. 133D
https://doi.org/10.5281/zenodo.12667858

Sthenaropsis schachrudicus Linnavuori, 1964b: 212.

Sthenaropsis schachrudica – Kerzhner & Josifov 1999: 426.

Type material

Holotype

IRAN • ♂; "Holotypus // Persia sept.-or. Shachrud; 1914.30.V; Kiritshenko leg."; ZISP_ENT, AMNH_PBI 00229303.

Type locality

Iran: Semnan Province, Shahrud; 36.41, 54.98.

Current status

Valid species, current name: *Sthenaropsis schachrudica* Linnavuori, 1964.

Sthenarus interruptus Reuter, 1906
Fig. 134A
https://doi.org/10.5281/zenodo.12667908

Sthenarus interruptus Reuter, 1906: 79. Lectotype designated by Kerzhner *et al.* (1997: 130).

Sejanus interruptus – Kerzhner & Schuh 1995: 5. — Menard & Schuh 2011: 137.

Type material

Lectotype
CHINA • ♂; "Sich[uan], Fubyankho R[iver], Fubyan – Schindyan; Potan[in]; 5 VIII [18]93. // *Sthenarus interruptus* Reut. n. sp. Typ. // Lectotypus *Sth. interruptus* Reut. design."; ZISP_ENT, AMNH_PBI 00229455.

Type locality

China: Sichuan, Between Fubyan and Shintyan; 31.29, 102.48.

Current status

Valid species, current combination: *Sejanus interruptus* (Reuter, 1906).

Sthenarus niveoarcuatus Reuter, 1906
Fig. 134B
https://doi.org/10.5281/zenodo.12667957

Sthenarus niveoarcuatus Reuter, 1906: 80. Lectotype designated by Kerzhner *et al.* (1997: 132).

Sejanus niveoarcuatus – Kerzhner & Schuh 1995: 5. — Menard & Schuh 2011: 139.

Type material

Lectotype
CHINA • ♀; "Sichuan, Tachzhinkho [= ?Dajin] Valley; Potan[in] leg.; 22 VII [18]93. // *Sthenarus niveoarcuatus* Reut. n. sp. Typ. // Lectotypus *Sth. niveoarcuatus* Reut. design. Kerzhner"; ZISP_ENT, AMNH_PBI 00229461.

Type locality

China: Sichuan, Dajin.

Current status

Valid species, current combination: *Sejanus niveoarcuatus* (Reuter, 1906).

Sthenarus pallidipes Reuter, 1906
Fig. 134C
https://doi.org/10.5281/zenodo.12668011

Sthenarus pallidipes Reuter, 1906: 78. Lectotype designated by Kerzhner (1997a: 246).

Chlamydatus (*Euattus*) *pallidipes* – Kerzhner 1997a: 246.

Type material

Lectotype

CHINA • ♂; "Sich[uan], Syaochzhinkho R[iver], Yoza-Panshamyr; Potan[in] leg.; 26 VII [18]93. // *Sthenarus pallidipes* Reut. n. sp. Typ. // Lectotypus design. Kerzhner"; ZISP_ENT, AMNH_PBI 00225770.

Type locality

China: Sichuan, Syaochzhincho, Yoza-panshamir.

Current status

Valid species, current combination: *Chlamydatus* (*Euattus*) *pallidipes* (Reuter, 1906).

Sthenarus potanini Reuter, 1906
Fig. 134D
https://doi.org/10.5281/zenodo.12668043

Sthenarus potanini Reuter, 1906: 77.

Sejanus potanini – Kerzhner 1988b: 76.

Type material

Holotype

CHINA • ♂; "Sichuan, Mataigi – Taopin; Potan[in] leg.; 28 VIII [18]93. // *Sthenarus Potanini* Reut. n. sp. Typ. // Holotypus"; ZISP_ENT, AMNH_PBI 00229422.

Type locality

China: Sichuan, between Mataigi and Taopin.

Current status

Valid species, current combination: *Sejanus potanini* (Reuter, 1906).

Tuponia arcufera Reuter, 1879
Fig. 135A
https://doi.org/10.5281/zenodo.12668142

Tuponia arcufera Reuter, 1879a: 38. Lectotype designated by Drapolyuk (1980: 61).

Tuponia (*Tuponia*) *arcufera* – Drapolyuk 1980: 59.

Type material

Lectotype

RUSSIA • ♂; "[golden circle] // *Tuponia arcufera* n. sp. // Astrakhan, coll[ection of] V. Jakovlev // *Tuponia arcufera* Reut. O. M. Reuter det. // Lectotypus *Tuponia arcufera* Reut. design. Drapolyuk"; ZISP_ENT, AMNH_PBI 00251781.

Type locality

Russia: Astrakhan Province, Astrakhan; 46.37, 48.09.

Current status

Valid species, current combination: *Tuponia* (*Tuponia*) *arcufera* Reuter, 1879.

Tuponia statices Jakovlev, 1906
Fig. 135B
https://doi.org/10.5281/zenodo.12671261

Tuponia statices Jakovlev, 1906: 223. Lectotype designated by Drapolyuk (1982b: 171).

Tuponia (*Chlorotuponia*) *suturalis statices* – Drapolyuk 1982b: 171.

Type material

Lectotype
RUSSIA • ♂; "Yevpatoria, Taurida Gov[ernorate]; 11 VII 1905; V.E. Jakovlev leg. // [golden circle] // coll[ection of] V. Jakovlev. // Lectotypus ♂ *Tuponia suturalis statices* Jak. design. Drapolyuk"; ZISP_ENT, AMNH_PBI 00249663.

Type locality

Russia: Crimea Republic, Yevpatoria; 45.18, 33.35.

Current status

Valid species.

Tuponia tincta Jakovlev, 1903
Fig. 135C
https://doi.org/10.5281/zenodo.12671380

Tuponia tincta Jakovlev, 1903: 292. Lectotype designated by Kerzhner *et al.* (1997: 135).

Voruchiella tincta – Linnavuori 1986: 178.

Type material

Lectotype
TURKMENISTAN • ♀; "[golden circle] // Tejen; 20.V.[18]89; A. Semenov leg. // *tincta* // coll[ection of] V. Jakovlev. // Lectotypus ♀ *Tuponia tincta* Jak. design. Kerzhner [19]95."; ZISP_ENT, AMNH_PBI 00252575.

Type locality

Turkmenistan: Tejen; 37.38, 60.51.

Current status

Valid species, current combination: *Voruchiella tincta* (Jakovlev, 1903).

Tuponia (***Chlorotuponia***) ***alhagicola*** Drapolyuk, 1982
Fig. 135D
https://doi.org/10.5281/zenodo.12668078

Tuponia (*Chlorotuponia*) *alhagicola* Drapolyuk, 1982b: 179.

Anonychiella alhagicola – Carapezza 1997: 127.
Anonychiella alhagicola alhagicola – Linnavuori 2010: 375.

Type material

Holotype
TURKMENISTAN • ♂; "Jebel Sst. [Jebel Railway Station], Turkmen[istan]; 30 VI [1]934; V. Popov leg. // Holotypus *Tuponia alhagi* [sic!] Drapolyuk"; ZISP_ENT, AMNH_PBI 00237706.

Type locality

Turkmenistan: Jebel; 39.62, 54.23.

Current status

Valid species, current combination: *Anonychiella alhagicola alhagicola* (Drapolyuk, 1982).

Note

Although Drapolyuk initially intended to name this species *Tuponia alhagi* and attached the corresponding label to the holotype, she later changed the name to *T. alhagicola* in the original description.

Tuponia (***Chlorotuponia***) ***cristifera*** Drapolyuk, 1982
Fig. 136A
https://doi.org/10.5281/zenodo.12668213

Tuponia (*Chlorotuponia*) *cristifera* Drapolyuk, 1982b: 161.

Type material

Holotype
MONGOLIA • ♂; "Bayan-Hongor Aimak [= Bayanhongor Aimag]; 30 km NNE of Shara-Khulsny-Bulak Spring; Emeljanov leg.; 4.IX.[1]970 // 99-2 // Holotypus *Tuponia cristifera* Drapolyuk"; ZISP_ENT, AMNH_PBI 00248715.

Type locality

Mongolia: Bayanhongor Aimag, 30 km NNE of Shar-Khulsny-Bulag Spring (Oasis); 43.5, 98.01.

Current status

Valid species.

Tuponia (***Chlorotuponia***) ***ferganensis*** Drapolyuk, 1982
Fig. 136B
https://doi.org/10.5281/zenodo.12668370

Tuponia (*Chlorotuponia*) *ferganensis* Drapolyuk, 1982b: 177.

Type material

Holotype
KYRGYZSTAN • ♂; "20 km S of Arslan-bob [= Arslanbob], Fergana Range; 31.VIII.[1]972; Kerzhner leg. // *Tamarix* // Holotypus *Tuponia ferganensis* Drapolyuk"; ZISP_ENT, AMNH_PBI 00249203.

Type locality

Kyrgyzstan: Fergana Range, 20 km S of Arslanbob; 41.33, 72.93.

Current status

Valid species.

Tuponia* (*Chlorotuponia*) *fuscipes Drapolyuk, 1982
Fig. 136C
https://doi.org/10.5281/zenodo.12668391

Tuponia (*Chlorotuponia*) *fuscipes* Drapolyuk, 1982b: 153.

Type material

Holotype

KYRGYZSTAN • ♂; "Flood-lands of Naryn [River], Central Tian-Shan; Kerzhner leg.; 10-11 VII [1]966 // *Reaumuria soongorica* // Holotypus *Tuponia fuscipes* Drapolyuk"; ZISP_ENT, AMNH_PBI 00249738.

Type locality

Kyrgyzstan: Naryn River, Aktal, 80 km W of Naryn; 41.42, 75.98.

Current status

Valid species.

Tuponia* (*Chlorotuponia*) *gobica Drapolyuk, 1982
Fig. 136D
https://doi.org/10.5281/zenodo.12668430

Tuponia (*Chlorotuponia*) *gobica* Drapolyuk, 1982b: 172.

Type material

Holotype

MONGOLIA • ♂; "Mongolia; BayanHongor Aimak [= Bayanhongor Aimag], East[ern] coast of Adgiyn-Tsagan-nur [= Adgiyn Tsagaan Nuur] Lake; Kerzhner leg.; 19-20.VIII.[1]967 // *Tamarix* // Holotypus *Tuponia gobica* Drapolyuk"; ZISP_ENT, AMNH_PBI 00249129.

Type locality

Mongolia: Bayanhongor Aimag, Adgiyn Tsagaan Nuur; 45.49, 100.05.

Current status

Valid species.

Tuponia* (*Chlorotuponia*) *gracilis Drapolyuk, 1982
Fig. 137A
https://doi.org/10.5281/zenodo.12668457

Tuponia (*Chlorotuponia*) *gracilis* Drapolyuk, 1982b: 180.

Type material

Holotype

TURKMENISTAN • ♂; "Turkm. SSR [= Turkmenistan], 105 km NW of Chardzhou [= Türkmenabat]; 1.VI.[19]65; Kerzhner leg. // Holotypus *Tuponia gracilis* Drapolyuk"; ZISP_ENT, AMNH_PBI 00249047.

Type locality

Turkmenistan: 105 km NW of Türkmenabat; 39.8, 62.75.

Current status

Valid species.

Tuponia (***Chlorotuponia***) ***gussakovskii*** Drapolyuk, 1982

Fig. 137B

https://doi.org/10.5281/zenodo.12670356

Tuponia (*Chlorotuponia*) *gussakovskii* Drapolyuk, 1982b: 163.

Type material

Holotype

TAJIKISTAN • ♂; "Kondara Gorge, Valley of Varzob [River]; Gussakovskiy leg.; 07 VIII [19]37 // Holotypus *Tuponia gussakovskii* Drapolyuk"; ZISP_ENT, AMNH_PBI 00249754.

Type locality

Tajikistan: Gissar Range, Kondara Valley, N of Dushanbe; 38.83, 68.83.

Current status

Valid species.

Tuponia (***Chlorotuponia***) ***kerzhneri*** Drapolyuk, 1982

Fig. 137C

https://doi.org/10.5281/zenodo.12670678

Tuponia (*Chlorotuponia*) *kerzhneri* Drapolyuk, 1982b: 181.

Type material

Holotype

MONGOLIA • ♂; "Bon tsagan-nor [Böön Tsagaan] Lake, Halha, Mong[olia]; Kiritshenko leg.; 27 VIII [1]926 // Holotypus *Tuponia kerzhneri* Drapolyuk"; ZISP_ENT, AMNH_PBI 00248868.

Type locality

Mongolia: Bayakhongor Aimag, Böön Tsagaan Lake; 45.52, 99.1.

Current status

Valid species.

Tuponia* (*Chlorotuponia*) *kiritshenkoi Drapolyuk, 1982
Fig. 137D
https://doi.org/10.5281/zenodo.12670781

Tuponia (*Chlorotuponia*) *kiritshenkoi* Drapolyuk, 1982b: 158.

Type material

Holotype
UZBEKISTAN • ♂; "8 km S of Gazli, Ak-bay Well, Bukhara Prov[ince]; Kiritshenko leg.; 2 VI [1]948 // Holotypus *Tuponia kiritshenkoi* Drap."; ZISP_ENT, AMNH_PBI 00249714.

Type locality

Uzbekistan: Bukhara Province, 8 km S of Gazli; 40.05, 63.45.

Current status

Valid species.

Tuponia* (*Chlorotuponia*) *loginovae Drapolyuk, 1982
Fig. 138A
https://doi.org/10.5281/zenodo.12670803

Tuponia (*Chlorotuponia*) *loginovae* Drapolyuk, 1982b: 177.

Type material

Holotype
KAZAKHSTAN • ♂; "SE tip of Alakul [= Alakol] Lake, Kazakhstan; 27.VI.[1]962 Kerzhner leg. // Holotypus *Tuponia loginovae* Drapolyuk"; ZISP_ENT, AMNH_PBI 00248895.

Type locality

Kazakhstan: Abai Province, southeastern tip of Alakol Lake; 45.73, 82.14.

Current status

Valid species.

Tuponia* (*Chlorotuponia*) *oxiana Drapolyuk, 1982
Fig. 138B
https://doi.org/10.5281/zenodo.12670931

Tuponia (*Chlorotuponia*) *oxiana* Drapolyuk, 1982b: 172.

Type material

Holotype
UZBEKISTAN • ♂; "Buchara mer. [= former Bukhara Chanate], Termez; 22/V [19]12; Kiritshenko leg. // Holotypus *Tuponia oxiana* Drapolyuk // [Para – crossed out] typus *Tuponia oxiana* Drapolyuk"; ZISP_ENT, AMNH_PBI 00249189.

Type locality

Uzbekistan: Termez; 37.22, 67.27.

Current status

Valid species.

Tuponia (***Chlorotuponia***) ***spinifera*** Drapolyuk, 1982
Fig. 138C
https://doi.org/10.5281/zenodo.12671216

Tuponia (*Chlorotuponia*) *spinifera* Drapolyuk, 1982b: 160.

Type material

Holotype
KAZAKHSTAN • ♂; "Kara-Chokat [= Karashokat] M[alye] Barsuki, Turg[ay Region]; Luppova leg.; 15 VIII [1]931 // Holotypus *Tuponia spinifera* Drapolyuk"; ZISP_ENT, AMNH_PBI 00250121.

Type locality

Kazakhstan: Aktobe Province, Malye Barsuki sands (Barsuki Desert), Karashokat; 47.4, 60.83.

Current status

Valid species.

Tuponia (***Chlorotuponia***) ***tadzhikorum*** Drapolyuk, 1982
Fig. 138D
https://doi.org/10.5281/zenodo.12671318

Tuponia (*Chlorotuponia*) *tadzhikorum* Drapolyuk, 1982: 166.

Type material

Holotype
TAJIKISTAN • ♂; "Kondara Gorge, 1100 m, [upper] Varzob Vill[age], Taj[ikistan]; Gussakovskiy leg.; 2 VII [19]37 // Holotypus *Tuponia tadzhikorum* Drapolyuk"; ZISP_ENT, AMNH_PBI 00233749.

Type locality

Tajikistan: Gissar Range, Kondara Valley, N of Dushanbe; 38, 68.

Current status

Valid species.

Tuponia (***Tuponia***) ***distincta*** Drapolyuk, 1980
Fig. 139A
https://doi.org/10.5281/zenodo.12668305

Tuponia (*Tuponia*) *distincta* Drapolyuk, 1980: 52.

Type material

Holotype
UZBEKISTAN • ♂; "Buchara, Khodzha-Davlet [= Khodzhadavlet]; [D-r – crossed out] A.N. Kiritshenko leg.; 20.IV.1912 // Holotypus *Tuponia distincta* sp. n. Drapolyuk J."; ZISP_ENT, AMNH_PBI 00250611.

Type locality

Uzbekistan: Bukhara Province, Khodzhadavlet; 39.33, 63.74.

Current status

Valid species.

Tuponia* (*Tuponia*) *jaxartensis Drapolyuk, 1980
Fig. 139B
https://doi.org/10.5281/zenodo.12670630

Tuponia (*Tuponia*) *jaxartensis* Drapolyuk, 1980: 62.

Type material

Holotype
KAZAKHSTAN • ♂; "Dzhulek [= Zholek], Perovsk u[ezd], Syr-Darya [= Sirdaryo] Prov[ince]; Volman leg.; 29 V [19]08 // Homotypus [sic!] *Tuponia jaxartensis* sp. n. Drapolyuk J."; ZISP_ENT, AMNH_PBI 00250239.

Type locality

Kazakhstan: Qyzylorda Province, Zholek; 44.28, 66.43.

Current status

Valid species.

Tuponia* (*Tuponia*) *mongolica Drapolyuk, 1980
Fig. 139C
https://doi.org/10.5281/zenodo.12670821

Tuponia (*Tuponia*) *mongolica* Drapolyuk, 1980: 63.

Type material

Holotype
MONGOLIA • ♂; "Bon tsagan-nor [Böön Tsagaan] Lake, Halha, Mong[olia]; Kiritshenko leg.; 27 VIII [1]926 // Holotypus *Tuponia mongolica* sp. n. Drapolyuk J"; ZISP_ENT, AMNH_PBI 00250250.

Type locality

Mongolia: Bayakhongor Aimag, Böön Tsagaan Lake; 45.52, 99.1.

Current status

Valid species.

Tuponia* (*Tuponia*) *soongorica Drapolyuk, 1980
Fig. 139D
https://doi.org/10.5281/zenodo.12671157

Tuponia (*Tuponia*) *soongorica* Drapolyuk, 1980: 51.

Type material

Holotype

KAZAKHSTAN • ♂; "Dzhemeny R[iver], Saur [Mts], Semip[alatinsk = East Kazakhstan] Province; 07.VI.[19]27; Dobrzhan[sky] and Kerkis leg. // *soongorica* holotype // Holotypus *Tuponia soongorica* Drap."; ZISP_ENT, AMNH_PBI 00252194.

Type locality

Kazakhstan: East Kazakhstan Province, Saur Mts, Dzhemeny River; 47, 85.

Current status

Valid species.

Tuponia* (*Tuponia*) *subaltera Drapolyuk, 1980
Fig. 140A
https://doi.org/10.5281/zenodo.12671286

Tuponia (*Tuponia*) *subaltera* Drapolyuk, 1980: 65.

Type material

Holotype

TURKMENISTAN • ♂; "Transcaspia mont. Kopet-dag [= Kopet Dagh], Tshulli [= Chuli Valley], 7.V.1913; A. Hohlbeck leg. // Holotypus *Tuponia subaltera* sp. n. Drapolyuk J"; ZISP_ENT, AMNH_PBI 00250455.

Type locality

Turkmenistan: Kopet Dagh Mts, Chuli Valley; 37.97, 58.05.

Current status

Valid species.

Tuponia* (*Tuponia*) *turanica Drapolyuk, 1980
Fig. 140B
https://doi.org/10.5281/zenodo.12671401

Tuponia (*Tuponia*) *turanica* Drapolyuk, 1980: 47.

Type material

Holotype

TURKMENISTAN • ♀; "Repetek St. [Railway Station] Turkmen[istan], Tryapitsin leg.; 31 V [1]962 // Holotypus *Tuponia turanica* sp. n. Drapolyuk J."; ZISP_ENT, AMNH_PBI 00250598.

Type locality

Turkmenistan: Repetek Railway Station; 38.58, 63.18.

Current status

Valid species.

Voruchiella plagiata Poppius, 1912
Fig. 140C
https://doi.org/10.5281/zenodo.12671444

Voruchiella plagiata Poppius, 1912: 17. Lectotype designated by Kerzhner *et al.* (1997: 133).

Type material

Lectotype
UZBEKISTAN • ♀; "Buchara, sands near Saman Mt., Dengiz-Kul [= Dengizkul]; 7.V.1911; A. Holbeck leg. // 36. // Type // *Voruchiella plagiata* n. gen. et sp. B. Poppius det. // *Voruchiella plagiata* Popp. A. Kiritshenko det. // Lectotypus *Voruchiella plagiata* Popp. design. Kerzhner"; ZISP_ENT, AMNH_PBI 00252288.

Type locality

Uzbekistan: Buchara Province, Dengizkul Lake, sand dunes near Saman Mt.; 39.02, 64.19.

Current status

Valid species.

Tribe Pilophorini Douglas & Scott, 1865

Hypseloecus fasciatus Kerzhner, 1970
Fig. 140D
https://doi.org/10.5281/zenodo.12671902

Hypseloecus fasciatus Kerzhner, 1970a: 639.

Pherolepis fasciatus – Zhang & Liu 2009: 8.

Type material

Holotype
RUSSIA • ♂; "Gorno-taezhn[aya] St. AN [= V.K. Komarov Mountain-Taiga Station] Primor[sky] Territory; Kerzhner leg.; 3 VIII [1]963 // Holotypus *Hypseloecus fasciatus* Kerzh."; ZISP_ENT, AMNH_PBI 00253889.

Type locality

Russia: Primorsky Territory, V.K. Komarov Mountain-Taiga Station, 25 km E of Ussuriysk; 43.69, 132.15.

Current status

Valid species, current combination: *Pherolepis fasciatus* (Kerzhner, 1970).

Hypseloecus kiritshenkoi Kerzhner, 1970
Fig. 141A
https://doi.org/10.5281/zenodo.12671921

Hypseloecus kiritshenkoi Kerzhner, 1970a: 638.

Pherolepis kiritshenkoi – Zhang & Liu 2009: 9.

Type material

Holotype

RUSSIA • ♂; "Vinogradovka, Ussuri Terr. [Primorsky Territory]; Kiritshenko leg.; 1.VIII.[1]929 // Holotypus *Hypseloecus kiritshenkoi* Kerzh."; ZISP_ENT, AMNH_PBI 00253892.

Type locality

Russia: Primorsky Territory, Vinogradovka; 46.2, 134.4.

Current status

Valid species, current combination: *Pherolepis kiritshenkoi* (Kerzhner, 1970).

Pherolepis amplus Kulik, 1968

Fig. 141B

https://doi.org/10.5281/zenodo.12672722

Pherolepis amplus Kulik, 1968: 142.

Pherolepis amplus – Zhang & Liu 2009: 6.

Type material

Holotype

RUSSIA • ♂; "Mikhaylovka, Primorsky Terr[itory]; 9.VIII.[19]64; Kulik leg. // *Salix* sp. // Holotypus *Pherolepis amplus* gen. et sp. n."; ZISP_ENT, AMNH_PBI 00253895.

Type locality

Russia: Primorsky Territory, Mikhaylovka; 43.93, 132.02.

Current status

Valid species.

Pherolepis atrans Kulik, 1968

Fig. 141C

https://doi.org/10.5281/zenodo.12672750

Pherolepis atrans Kulik, 1968: 140. Synonymized with *Neocoris aenescens* Reuter, 1901 by Kerzhner (1970a: 639).

Pherolepis aenescens – Zhang & Liu 2009: 4.

Type material

Holotype

RUSSIA • ♂; "Prim[orsky] Terr[itory]; Vozdvizhenka; 8.VIII.[19]64; Kulik leg. // *Ulmus pumila* // Holotypus *Pherolepis atrans* gen., sp. n. Kulik det."; ZISP_ENT, AMNH_PBI 00253863.

Type locality

Russia: Primorsky Territory, Vozdvizhenka; 43.88, 131.93.

Current status

Synonym of *Pherolepis aenescens* (Reuter, 1901).

Pilophorus disjunctus Kerzhner, 1969
Fig. 141D
https://doi.org/10.5281/zenodo.12672800

Pilophorus disjunctus Kerzhner, 1969: 89.

Type material

Holotype
IRAN • ♂; "Persia sept.-or. Shachrud [= Shahrud]; 1914.29.V; Kiritshenko leg. // coll[ection of] Kiritshenko // Holotypus *Pilophorus disjunctus* Kerzh."; ZISP_ENT, AMNH_PBI 00254084.

Type locality

Iran: Semnan Province, Shahrud; 36.41, 54.98.

Current status

Valid species.

Pilophorus josifovi Kerzhner, 2008
Fig. 142A
https://doi.org/10.5281/zenodo.12672822

Pilophorus josifovi Kerzhner, 2008: 185.

Type material

Holotype
RUSSIA • ♂; "Vinogradovka, Ussuri Terr. [Primorsky Territory]; Kiritshenko leg.; 6.VIII.[1]929 // Holotypus *Pilophorus josifovi* Kerzh. sp. n."; ZISP_ENT, AMNH_PBI 00253855.

Type locality

Russia: Primorsky Territory, Vinogradovka; 46.2, 134.4.

Current status

Valid species.

Pilophorus mongolicus Kerzhner, 1984
Fig. 142B
https://doi.org/10.5281/zenodo.12672984

Pilophorus mongolicus Kerzhner, 1984: 37.

Type material

Holotype
MONGOLIA • ♂; "Central Aimak [= Töv Aimag], *Amygdalus*, village Kerulen [= Choibalsan]; Kerzhner 16.VIII.976 // Holotypus"; ZISP_ENT, AMNH_PBI 00253549.

Type locality

Mongolia: Dornod Aimag, Choibalsan; 48.44, 114.88.

Current status

Valid species.

Pilophorus oculatus Kerzhner, 1988
Fig. 142C
https://doi.org/10.5281/zenodo.12673039

Pilophorus oculatus Kerzhner, 1988b: 53. Synonymized with *Pilophorus pseudoperplexus* Josifov, 1987 by Kerzhner (1988a: 838).

Type material

Holotype

RUSSIA • ♂; "Primorsky Territory, Khasan District, Vityaz, 15 km S of Sukhanovka; Kerzhner leg.; 3.VIII.1982 // at light. II 5/12 // Holotypus *Pilophorus oculatus* Kerzh. Kerzhner det. [1]985"; ZISP_ENT, AMNH_PBI 00253848.

Type locality

Russia: Primorsky Territory, Khasan District, Vityaz, 15 km S of Sukhanovka; 42.6, 131.19.

Current status

Synonym of *Pilophorus pseudoperplexus* Josifov, 1987.

Pilophorus validicornis Kerzhner, 1977
Fig. 142D
https://doi.org/10.5281/zenodo.12673079

Pilophorus validicornis Kerzhner, 1977a: 20.

Type material

Holotype

RUSSIA • ♂; "Mendeleev volcano, Kunashir [Island]; Kerzhner leg.; 11.VIII.[1]973 // 32/8 *Picea glehnii* // Holotypus *Pilophorus validicornis* Kerzh."; ZISP_ENT, AMNH_PBI 00253597.

Type locality

Russia: Sakhalin Province, Kuril Islands, Kunashir Island, Mendeleev volcano; 43.98, 145.75.

Current status

Valid species.

Missing or misattributed primary types

Dichrooscytus asanovae Josifov, 1974
https://doi.org/10.5281/zenodo.14259147

Dichrooscytus asanovae Josifov, 1974: 158.

Type material

Paratype

KYRGYZSTAN • ♂; "Kirg[yzstan]. Ferganski chr[ebet = Fergana Mt. Gorge]. ü[ber] Arslanbob, 2100 m; Josifov leg.; 1, 9. [19]72 // PARATYPUS *Dichrooscytus asanovae* Josifov"; ZISP, INS_HEM_0000201.

Type locality

Kyrgyzstan: Arslanbob; 41.32, 72.92.

Current status

Valid species.

Note

The original description of this species (Josifov 1974) says: "Holotypus (1 j aus Ferganskij Chr. riber Arslanbob) und Paratypen in meiner Sammlung. Weitere Paratypen auch in der Sammlung des Zoologischen Institutes an der Akademie der Wissenschaften in Leningrad". Currently, the holotype is preserved in the zoological collection of the Institute of Biodiversity and Ecosystem Research, Sofia, Bulgaria (IBER). A photograph of this type specimen, along with its label data, is available online at this link https://www.nmnhs.com/e-natura/types-bulgaria/type_id_en-IBERZCXX0263.html. However, Kerzhner *et al.* (1997), followed by Kerzhner & Josifov (1999), and Aukema (2018-2025), mistakenly listed ZISP as the repository for the holotype. Here, we provide pictures and locality data of one of the paratypes retained in ZISP and collected at the same date and locality.

Lygus* (*Orthops*) *rubeolus Kulik, 1965
https://doi.org/10.5281/zenodo.14259180

Lygus (*Orthops*) *rubeolus* Kulik, 1965a: 149.

Pinalitus rubeolus – Kerzhner 1988b: 70.

Type material

Paratype

RUSSIA • ♀; "Suputinsky [Ussuriysky] Nature Reserve, Prim[orsky] Territory; 14 VIII [19]63.; Kulik leg. // Paratypus *Lygus rubeolus* Kulik det."; ZISP, INS_HEM_0000315.

Type locality

Russia: Primorsky Territory, Manzovka (currently Sibirtsevo); 44.20, 132.48.

Current status

Valid species, current combination *Pinalitus rubeolus* (Kulik, 1965).

Note

Lygus (*Orthops*) *rubeolus* was originally described from the holotype male collected in Manzovka (currently Sibirtsevo, Primorsky Territory) and six female paratypes from the Suputinsky (currently Ussuriysky) Nature Reserve, Primorsky Territory (Kulik 1965a). Although the original description and Kerzhner *et al.* (1997) indicate that the holotype should be retained at ZISP, only two female paratypes were located in the collection. It is also absent from the Siberian Zoological Museum, Novosibirsk (SZMN) (Tshernyshev, pers. communication). Judging by the absence of pinholes in the bottom of the

drawer, we suspect that the holotype never reached the ZISP collection and may have been lost during transfer between the institutes. Pictures of the paratype are provided for the reference.

Orthotylus riparius Kulik, 1973

Orthotylus riparius Kulik, 1973b: 20.

Orthotylus (*Orthotylus*) *riparius* – Kerzhner & Josifov 1999: 265.

Type material

Holotype

RUSSIA • ♂; "Vinogradovka, Ussuri Terr. [Primorsky Territory]; Kiritshenko leg.; 30.VII.[1]929; // Holotypus *Orthotylus riparius* Kulik"; ZISP_ENT, AMNH_PBI 00268123.

Type locality

Russia: Amur Province, Blagoveshchensk; 50.31, 127.45.

Current status

Valid species, current combination: *Orthotylus* (*Orthotylus*) *riparius* Kulik, 1973.

Note

The holotype specimen of this species, bearing USI label AMNH_PBI 00268123, was retained in the ZISP collection and was digitized by the first author in April 2008. Despite exhaustive efforts during the preparation of this paper, the specimen could not be located, and records confirm it was not sent on loan. We believe the holotype has likely been misplaced and remain hopeful it will be rediscovered in the future.

Phytocoris (***Eckerleinius***) ***astragali*** V.G. Putshkov, 1978
https://doi.org/10.5281/zenodo.14259201

Phytocoris (*Eckerleinius*) *astragali* V.G. Putshkov, 1978: 52.

Type material

Paratype

AZERBAIJAN • ♂; "Azerbaijan SSR, Dzhoni [Conu]; Putshkov leg.; 2 VII 1977 // Paratypus *Phytocoris astragali* Putsh."; ZISP, INS_HEM_0000292.

Type locality

Azerbaijan: Talysh Mts, Conu; 38.62, 48.51.

Current status

Valid species.

Note

Kerzhner *et al.* (1997: 125) erroneously listed the holotype of *P. astragali* as being retained in ZISP, while it is actually deposited at the Institute of Zoology, Ukrainian Academy of Sciences (UASK), as correctly indicated by Kerzhner & Josifov (1999). For reference, images of the male paratype collected at the same locality and date as the holotype are provided here.

Polymerus* (*Poeciloscytus*) *ammosovi Vinokurov, 1995
https://doi.org/10.5281/zenodo.14016393

Polymerus (*Poeciloscytus*) *ammosovi* Vinokurov in Vinokurov & Kanyukova, 1995: 87.

Type material

Paratype
RUSSIA • ♂; "NE Yakutia, Taskan R[iver], left tr[ibutary of] Indigirka [River], 25 km lower of Tebyulyakha [Tyubelyakh River]; Vinokurov leg.; 24 VI [1]973 // 31 // Paratypus *Polymerus* (*P.*) *ammosovi* Vinokurov sp. n."; ZISP, INS_HEM_0000318.

Type locality

Russia: Yakutia Republic, Taskan River, left tributary of Indigirka River, 25 km downstream of Tyubelyakh; 65.03, 143.08.

Current status

Valid species.

Note

Despite extensive efforts, the holotype of this species could not be located in either ZISP or the Institute for Biological Problems of Cryolithozone (Vinokurov, personal communication). One possibility is that the holotype label was never attached, resulting in all specimens from the type series being labeled as paratypes. Another is that the holotype was misplaced and may be found later. For reference, we have provided images of a male paratype with a label identical to that of the holotype according to the original description.

Psallus svidae Drapolyuk, 1991

Psallus svidae Drapolyuk, 1991: 402.

Psallus (*Psallus*) *svidae* – Kerzhner & Josifov 1999: 418.

Type material

Holotype
AZERBAIJAN • ♂; "Zaqatala Distr., Perzivan; Drapolyuk leg.; 24.V.1986".

Type locality

Azerbaijan: Zaqatala District, Perzivan; 41.5, 46.6.

Note

According to the original description (Drapolyuk 1991), this species was originally described from eight males and 11 females collected from *Svida australis* in the Lenkoran and Zaqatala districts of Azerbaijan. The holotype and part of the paratypes was intended to be retained at ZISP, with additional paratypes designated for the Institute of Zoology in Baku (IZB). Kerzhner (Kerzhner *et al.* 1997; Kerzhner & Josifov 1999) indicated the holotype's presence in ZISP collection, apparently based on the original description. However, our numerous efforts to locate the type series have been unsuccessful. The holotype and paratypes also weren't located in the author's personal collection (Drapolyuk, pers. communication) and in AZB (Snegovaya, pers. communication). Unfortunately, these specimens were most likely lost during the transfer following the collapse of the Soviet Union.

Psallus zakatalensis Drapolyuk, 1991

Psallus zakatalensis Drapolyuk, 1991: 402.

Psallus (*Psallus*) *zakatalensis* – Kerzhner & Josifov 1999: 419.

Type material

Holotype

AZERBAIJAN • ♂; "Zaqatala Distr., Perzivan; Drapolyuk leg.; 24.V.1986".

Type locality

Azerbaijan: Zaqatala District, Perzivan; 41.5, 46.6.

Note

Four males collected from *Quercus* sp. at the same date and locality as *P. svidae* formed the type series. This series was not located in the collections at ZISP, AZB, or in I. Drapolyuk's personal collection. For additional context, see the note provided for the previous species.

Discussion

A thorough revision of the plant bug collection at the Zoological Institute, St. Petersburg has resulted in an updated list of primary types housed in this institution. This work provides detailed data on 384 holotypes, 195 lectotypes, and one syntype, along with the generation of over 1700 high-quality images of specimens and their labels. Additionally, type localities were georeferenced to the greatest extent possible. Several inconsistencies were identified and addressed during this process, including discrepancies between type localities mentioned in the original descriptions and the actual specimen labels, mislabelled specimens, among others.

Efforts were also made to correct inadvertent errors regarding the institutional depositories of certain holotypes as recorded in previous works, such as the catalogue of Miridae types in ZISP (Kerzhner *et al.* 1997) and the online catalogue of Palearctic Heteroptera (Aukema 2018–2025). Specifically, we confirm that the holotypes of *Dichrooscytus asanovae* Josifov, 1974 and *Phytocoris* (*Eckerleinius*) *astragali* V.G. Putshkov, 1978 are housed in IBER and UASK, respectively. In contrast, the holotype of *Ethelastia lonicerae* Konstantinov, 2008 has been always deposited in ZISP, not AMNH. The subgeneric position of *Compsidolon alatavicum* and *C. schrenkianum* is also briefly discussed.

Despite our best efforts, several primary types could not be located. It appears likely that the holotypes of *Lygus* (*Orthops*) *rubeolus* Kulik, 1965, *Psallus svidae* Drapolyuk, 1991, and *Psallus zakatalensis* Drapolyuk, 1991, previously listed as housed in ZISP (Kerzhner *et al.* 1997; Kerzhner & Josifov 1999), never actually arrived at the collection and were likely lost in transit. The holotype of *Polymerus* (*Poeciloscytus*) *ammosovi* Vinokurov, 1995 also could not be located, suggesting that either all specimens from the type series were labeled as paratypes or that the holotype was misplaced and may be found in the future. Unfortunately, the holotype of *Orthotylus riparius* Kulik, 1965, which was observed by the first author as recently as April 2008, also could not be found during the preparation of this manuscript, despite extensive searching.

We hope that this revised catalogue, along with freely available high-resolution images, will serve as a valuable resource for future taxonomic and systematic studies on plant bugs, the most diverse family of Heteroptera.



Fig. 1. Bryocorinae types in dorsal and lateral views and associated labels. **A**. *Bryocoris montanus* Kerzhner, 1973. **B**. *Bryocoris persimilis* Kerzhner, 1988. **C**. *Cobalorrhynchus biquadrangulifer* Reuter, 1906. **D**. *Diplazicoris lombokianus* Konstantinov & Knyshov, 2015.



Fig. 2. Bryocorinae types in dorsal and lateral views and associated labels. **A**. *Dicyphus* (*Brachyceroea*) *furcifer* Muminov, 1978. **B**. *Dicyphus* (*Brachyceroea*) *orientalis sibiricus* Kerzhner, 1979. **C**. *Dicyphus* (*Brachyceroea*) *pauxillus* Muminov, 1978. **D**. *Dicyphus* (*Dicyphus*) *incognitus* Neimorovets, 2006.



Fig. 3. Bryocorinae types in dorsal and lateral views and associated labels. **A**. *Michailocoris kerzhneri* Štys, 1985. **B**. *Michailocoris josifovi* Štys, 1985. **C**. *Sinevia tricolor* Kerzhner, 1988. **D**. *Felisacus senaru* Namyatova & Cassis, 2016.



Fig. 4. Bryocorinae (A, B) and Cylapinae (C, D) types in dorsal and lateral views and associated labels. **A**. *Chamus reuteri* Poppius, 1914. **B**. *Dimia inexspectata* Kerzhner, 1988. **C**. *Amblytylus ornatulus* Jakovlev, 1879. **D**. *Fulvius kerzhneri* Gorczyca, 2000.



Fig. 5. Cylapinae types in dorsal and lateral views and associated labels. **A**. *Fulvius ussuriensis* Kerzhner, 1973. **B**. *Peritropis advena* Kerzhner, 1973. **C**. *Peritropis nigra* Gorczyca, 2003. **D**. *Punctifulvius kerzhneri* Schmitz, 1978.

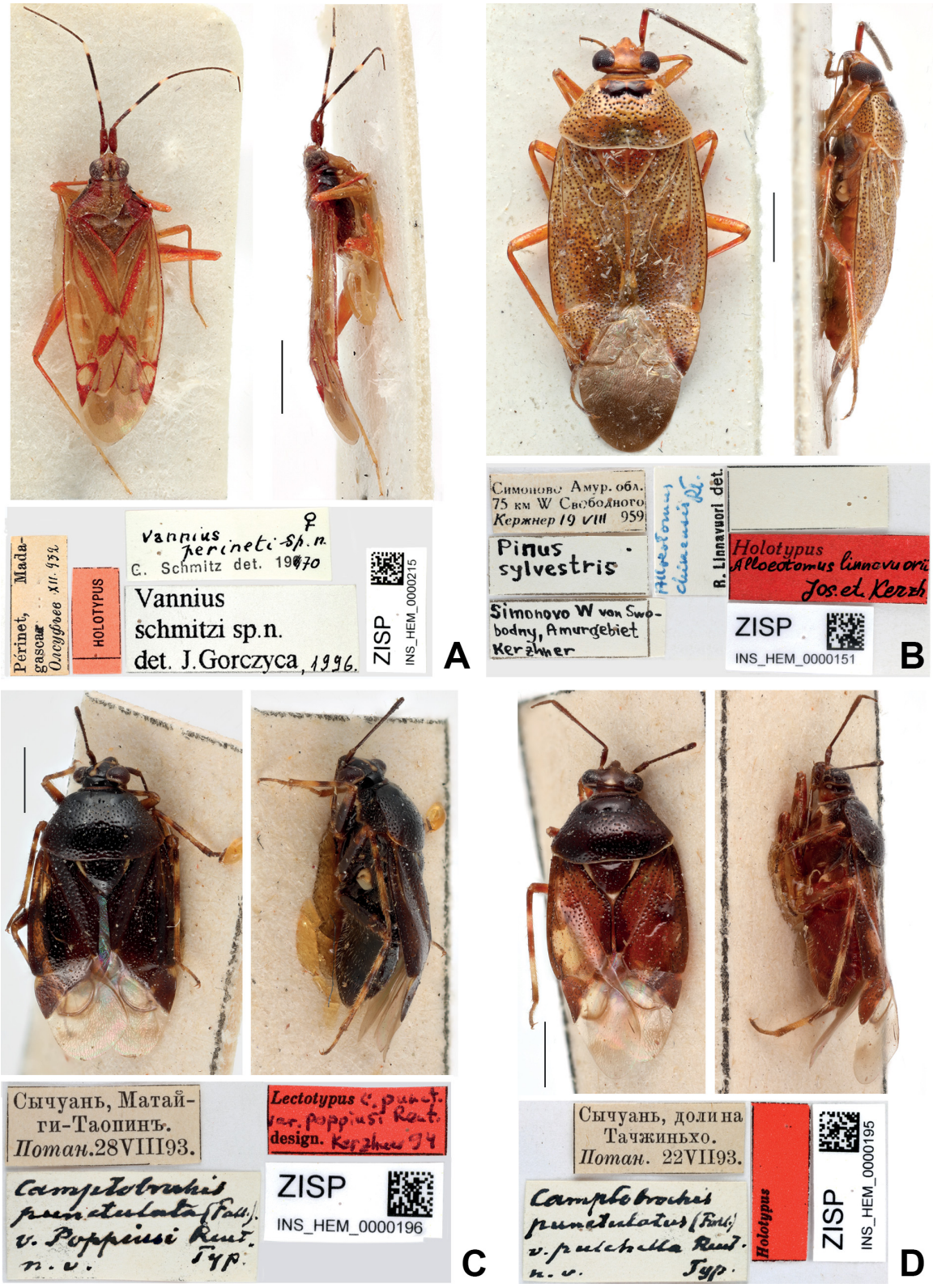

Fig. 6. Cylapinae (A) and Deraeocorinae (B–D) types in dorsal and lateral views and associated labels. **A**. *Vannius schmitzi* Gorczyca, 1996. **B**. *Alloeotomus linnavuorii* Josifov & Kerzhner, 1972. **C**. *Camptobrochis punctulatus* var. *poppiusi* Reuter, 1906. **D**. *Camptobrochis punctulatus* var. *pulchella* Reuter, 1906.



Fig. 7. Deraeocorinae types in dorsal and lateral views and associated labels. **A**. *Capsus desertus* Becker, 1864. **B**. *Capsus quadrimaculatus* Jakovlev, 1889. **C**. *Deraeocoris ainoicus* Kerzhner, 1979. **D**. *Deraeocoris claspericapilatus* Kulik, 1965.



Fig. 8. Deraeocorinae types in dorsal and lateral views and associated labels. **A**. *Deraeocoris gibbantennatus* Yasunaga & Nakatani, 1998. **B**. *Deraeocoris koreanus* Linnavuori, 1963. **C**. *Deraeocoris trifasicatus* var. *concolor* Kiritshenko, 1951 (syn. *Deraeocoris trifasciatus* var. *extremus* Kiritshenko, 1933). **D**. *Deraeocoris zarudnyi* Kiritshenko, 1952.



Fig. 9. Deraeocorinae types in dorsal and lateral views and associated labels. **A**. *Deraeocoris zarudnyi* var. *nigroscutellatus* Kiritshenko, 1952. **B**. *Deraeocoris* (*Deraeocoris*) *bicolor* Miyamoto, Yasunaga & Saigusa, 1994. **C**. *Deraeocoris* (*Deraeocoris*) *josifovi* Kerzhner, 1988. **D**. *Deraeocoris* (*Deraeocoris*) *ventralis megophthalmus* Josifov & Kerzhner, 1972.



Fig. 10. Deraeocorinae (A) and Isometopinae (B–C) types in dorsal and lateral views and associated labels. **A**. *Deraeocoris* (*Knightocapsus*) *izjaslavi* Miyamoto, Yasunaga & Saigusa, 1994. **B**. *Isometopus amurensis* Kerzhner, 1988. **C**. *Isometopus kaznakovi* Kiritshenko, 1939. **D**. *Isometopus rugiceps* Kerzhner, 1988.



Fig. 11. Isometopinae (A) and Mirinae (B–C) types in dorsal and lateral views and associated labels. **A**. *Myiomma ussuriensis* Ostapenko, 2001. **B**. *Adelphocoris apicalis* Reuter, 1906. **C**. *Adelphocoris corallinus* Kerzhner, 1988. **D**. *Adelphocoris decoratus* Reuter, 1908.



Fig. 12. Mirinae types in dorsal and lateral views and associated labels. **A**. *Adelphocoris divergens* Reuter, 1906. **B**. *Adelphocoris fasciiger* Reuter, 1906. **C**. *Adelphocoris flaviventris* Reuter, 1908. **D**. *Adelphocoris funebris* Reuter, 1904.



Fig. 13. Mirinae types in dorsal and lateral views and associated labels. **A**. *Adelphocoris funestus* var. *rufipes* Reuter, 1906. **B**. *Adelphocoris laeviusculus* Vinokurov, 1976. **C**. *Adelphocoris luridus* Reuter, 1906. **D**. *Adelphocoris luridus* var. *cincticornis* Reuter, 1906.



Fig. 14. Mirinae types in dorsal and lateral views and associated labels. **A**. *Adelphocoris piceosetosus* Kulik, 1965. **B**. *Adelphocoris quadripunctatus* var. *innotata* Reuter, 1906. **C**. *Adelphocoris quadripunctatus* var. *scutellaris* Reuter, 1906. **D**. *Adelphocoris taeniophorus* Reuter, 1906.



Fig. 15. Mirinae types in dorsal and lateral views and associated labels. **A**. *Adelphocoris taeniophorus* var. *defecta* Reuter, 1906. **B**. *Adelphocoris taeniophorus* var. *impictipennis* Reuter, 1906. **C**. *Adelphocoris torquatus* Reuter, 1906. **D**. *Adelphocoris vinokurovi* Yasunaga, 1996.



Fig. 16. Mirinae types in dorsal and lateral views and associated labels. **A**. *Alloeonotus spectabilis* Kiritshenko, 1951. **B**. *Brachycoleus aurantiacus* Jakovlev, 1902. **C**. *Brachycoleus lineellus* Jakovlev, 1884. **D**. *Brachycoleus pilicornis orientalis* Rosenzweig, 1997.



Fig. 17. Mirinae types in dorsal and lateral views and associated labels. **A**. *Calocoris albonotatus* Jakovlev, 1881. **B**. *Calocoris capitatus* Jakovlev, 1877. **C**. *Calocoris clavicornis* Jakovlev, 1890. **D**. *Calocoris fulvus* Jakovlev, 1882.



Fig. 18. Mirinae types in dorsal and lateral views and associated labels. **A**. *Calocoris henkei* Jakovlev, 1875. **B**. *Calocoris rubripes* Jakovlev, 1876. **C**. *Calocoris sanguineus* Jakovlev, 1882. **D**. *Calocoris suturalis* Jakovlev, 1882.



Fig. 19. Mirinae types in dorsal and lateral views and associated labels. **A**. *Calocoris variicornis* Reuter, 1908. **B**. *Calocoris* (*Closterotomus*) *ussuriensis* Kerzhner, 1988. **C**. *Capsus bilineatus* Kulik, 1965. **D**. *Charagochilus spiralifer* Kerzhner, 1988.



Fig. 20. Mirinae types in dorsal and lateral views and associated labels. **A**. *Charitides smaragdinus* Kerzhner, 1962. **B**. *Charitocoris pallidus* Reuter, 1904. **C**. *Closterotomus scorzonerae* Rosenzweig, 1997. **D**. *Creontiades vitreus* Kerzhner, 1988.

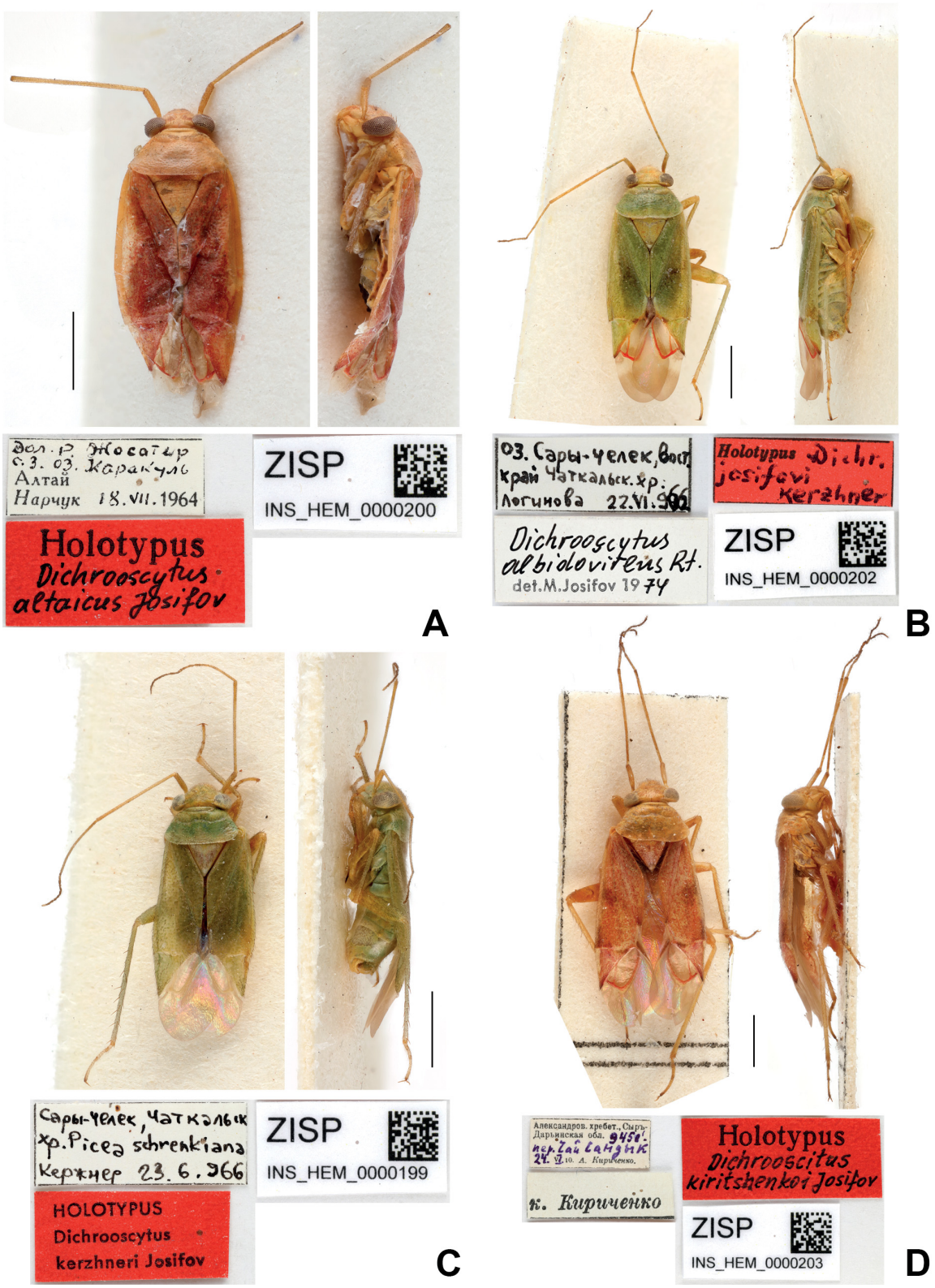

Fig. 21. Mirinae types in dorsal and lateral views and associated labels. **A**. *Dichrooscytus altaicus* Josifov, 1974. **B**. *Dichrooscytus josifovi* Kerzhner, 1997. **C**. *Dichrooscytus kerzhneri* Josifov, 1974. **D**. *Dichrooscytus kiritshenkoi* Josifov, 1974.



Fig. 22. Mirinae types in dorsal and lateral views and associated labels. **A**. *Dichrooscytus putshkovi* Josifov, 1974. **B**. *Eurycyrtus bioculatus* Reuter, 1908. **C**. *Hissaritus dimorphus* Kiritshenko, 1952. **D**. *Liistonotus xanthomelas* Reuter, 1906.



Fig. 23. Mirinae types in dorsal and lateral views and associated labels. **A**. *Liocoridea melanostoma* Reuter, 1906. **B**. *Lygocorides* (*Lygocorides*) *izjaslavi* Yasunaga, 1996. **C**. *Lygocoris* (*Apolygus*) *fraxinicola* Kerzhner, 1988. **D**. *Lygocoris* (*Apolygus*) *furvus* Kerzhner, 1973.



Fig. 24. Mirinae types in dorsal and lateral views and associated labels. **A**. *Lygocoris* (*Apolygus*) *infamis* Kerzhner, 1977. **B**. *Lygocoris* (*Apolygus*) *maackiae* Kulik, 1965. **C**. *Lygocoris* (*Apolygus*) *nigrovirens* Kerzhner, 1988. **D**. *Lygocoris* (*Apolygus*) *subpulchellus* Kerzhner, 1988.



Fig. 25. Mirinae types in dorsal and lateral views and associated labels. **A**. *Lygocoris* (*Apolygus*) *syringae* Kerzhner, 1988. **B**. *Lygocoris* (*Arbolygus*) *falkovitshi* Kerzhner, 1979. **C**. *Lygocoris* (*Arbolygus*) *glaber* Kerzhner, 1988. **D**. *Lygocoris* (*Arbolygus*) *ulmi* Kerzhner, 1979.



Fig. 26. Mirinae types in dorsal and lateral views and associated labels. **A**. *Lygocoris* (*Neolygus*) *aceris* Kerzhner, 1988. **B**. *Lygocoris* (*Neolygus*) *coryli* Kulik, 1965. **C**. *Lygocoris* (*Neolygus*) *fraxini* Kerzhner, 1988. **D**. *Lygocoris* (*Neolygus*) *juglandis* Kerzhner, 1988.



Fig. 27. Mirinae types in dorsal and lateral views and associated labels. **A**. *Lygocoris* (*Neolygus*) *hoberlandti* Kulik, 1965. **B**. *Lygocoris* (*Neolygus*) *longiusculus* Kulik, 1965. **C**. *Lygocoris* (*Neolygus*) *nemoralis* Kulik, 1965. **D**. *Lygocoris* (*Neolygus*) *philyrinus* Kerzhner, 1988.



Fig. 28. Mirinae types in dorsal and lateral views and associated labels. **A**. *Lygocoris* (*Neolygus*) *pteleinus* Kerzhner, 1977. **B**. *Lygocoris* (*Neolygus*) *tiliicola* Kulik, 1965. **C**. *Lygocoris* (*Neolygus*) *vityazi* Kerzhner, 1988. **D**. *Lygus adustus* Jakovlev, 1876.



Fig. 29. Mirinae types in dorsal and lateral views and associated labels. **A**. *Lygus bianchii* Reuter, 1906. **B**. *Lygus clavicornis* Reuter, 1906. **C**. *Lygus dasypterus* Reuter, 1906. **D**. *Lygus distinguendus* var. *duplicatus* Reuter, 1906.



Fig. 30. Mirinae types in dorsal and lateral views and associated labels. **A**. *Lygus elegantulus* Jakovlev, 1879. **B**. *Lygus izyaslavi* Aglyamzyanov, 1994. **C**. *Lygus kalmi* var. *ferruginea* Reuter, 1906. **D**. *Lygus kalmi* var. *vitticeps* Reuter, 1906.



Fig. 31. Mirinae types in dorsal and lateral views and associated labels. **A**. *Lygus longipennis* Reuter, 1906. **B**. *Lygus monticola* Aglyamzyanov, 1994. **C**. *Lygus orientis* Aglyamzyanov, 1994. **D**. *Lygus potanini* Reuter, 1906.



Fig. 32. Mirinae types in dorsal and lateral views and associated labels. **A**. *Lygus pratensis* var. *discrepans* Reuter, 1906. **B**. *Lygus pulchellus* Reuter, 1906. **C**. *Lygus pulchellus* var. *nigrocincta* Reuter, 1906. **D**. *Lygus pulchellus* var. *β* Reuter, 1906.



Fig. 33. Mirinae types in dorsal and lateral views and associated labels. **A**. *Lygus rubicundus* ab. *schmidti* Kiritshenko, 1926. **B**. *Lygus rugosicollis* Reuter, 1906. **C**. *Lygus sibiricus* Aglyamzyanov, 1990. **D**. *Lygus striicornis* Reuter, 1906.



Fig. 34. Mirinae types in dorsal and lateral views and associated labels. **A**. *Lygus striicornis* var. *fuscoscutellatus* Reuter, 1906. **B**. *Lygus validicornis* Reuter, 1906. **C**. *Megacoelum elegantulum* Jakovlev, 1885. **D**. *Miris caucasica* Kolenati, 1845.



Fig. 35. Mirinae types in dorsal and lateral views and associated labels. **A**. *Orthops festivus* Kerzhner, 1977. **B**. *Orthops japonicus* Kerzhner, 1977. **C**. *Orthops nigrescens* Kerzhner, 1977. **D**. *Orthops pilosulus* Jakovlev, 1877.



Fig. 36. Mirinae types in dorsal and lateral views and associated labels. **A**. *Pantiliodes piceus* Reuter, 1906. **B**. *Phytocoridea dispar* Reuter, 1906. **C**. *Phytocoridea dispar* var. *discoidalis* Reuter, 1906. **D**. *Phytocoris arbusticola* Muminov, 1990.



Fig. 37. Mirinae types in dorsal and lateral views and associated labels. **A**. *Phytocoris arenarius* Muminov, 1989. **B**. *Phytocoris biannulicornis* Muminov, 1989. **C**. *Phytocoris damocles* Linnavuori, 1972. **D**. *Phytocoris dorikha* Linnavuori, 1974.



Fig. 38. Mirinae types in dorsal and lateral views and associated labels. **A**. *Phytocoris hissariensis* Linnavuori, 1963. **B**. *Phytocoris insignis* Reuter, 1876. **C**. *Phytocoris issykensis* Poppius, 1912. **D**. *Phytocoris jakovleffi* Reuter, 1876.



Fig. 39. Mirinae types in dorsal and lateral views and associated labels. **A**. *Phytocoris kazachstanicus* Muminov, 1989. **B**. *Phytocoris kirgizorum* Muminov, 1998. **C**. *Phytocoris kyzylkumi* Muminov, 1989. **D**. *Phytocoris lineaticollis* Reuter, 1904.



Fig. 40. Mirinae types in dorsal and lateral views and associated labels. **A**. *Phytocoris moira* Linnavuori, 1972. **B**. *Phytocoris parvidens* Muminov, 1998. **C**. *Phytocoris phaedo* Linnavuori, 1972. **D**. *Phytocoris potanini* Reuter, 1906.



Fig. 41. Mirinae types in dorsal and lateral views and associated labels. **A**. *Phytocoris quadridens* Muminov, 1995. **B**. *Phytocoris sauricus* Muminov, 1998. **C**. *Phytocoris suadela* Linnavuori, 1972. **D**. *Phytocoris tener* Kiritshenko, 1952.



Fig. 42. Mirinae types in dorsal and lateral views (A–C), genital structures (D) and associated labels. **A**. *Phytocoris thamyris* Linnavuori, 1972. **B**. *Phytocoris turkestanicus* Poppius, 1912. **C**. *Phytocoris zarudnyi* Reuter, 1904. **D**. *Phytocoris* (*Eckerleinius*) *gandalicus* Linnavuori, 1974.



Fig. 43. Mirinae types in dorsal and lateral views and associated labels. **A**. *Phytocoris* (*Eckerleinius*) *mariut* Linnavuori, 1974. **B**. *Phytocoris* (*Eriamiris*) *digla* Linnavuori, 1974. **C**. *Phytocoris* (*Eriamiris*) *friganae* V.G. Putshkov, 1978. **D**. *Phytocoris* (*Eriamiris*) *laios* Linnavuori, 1974.

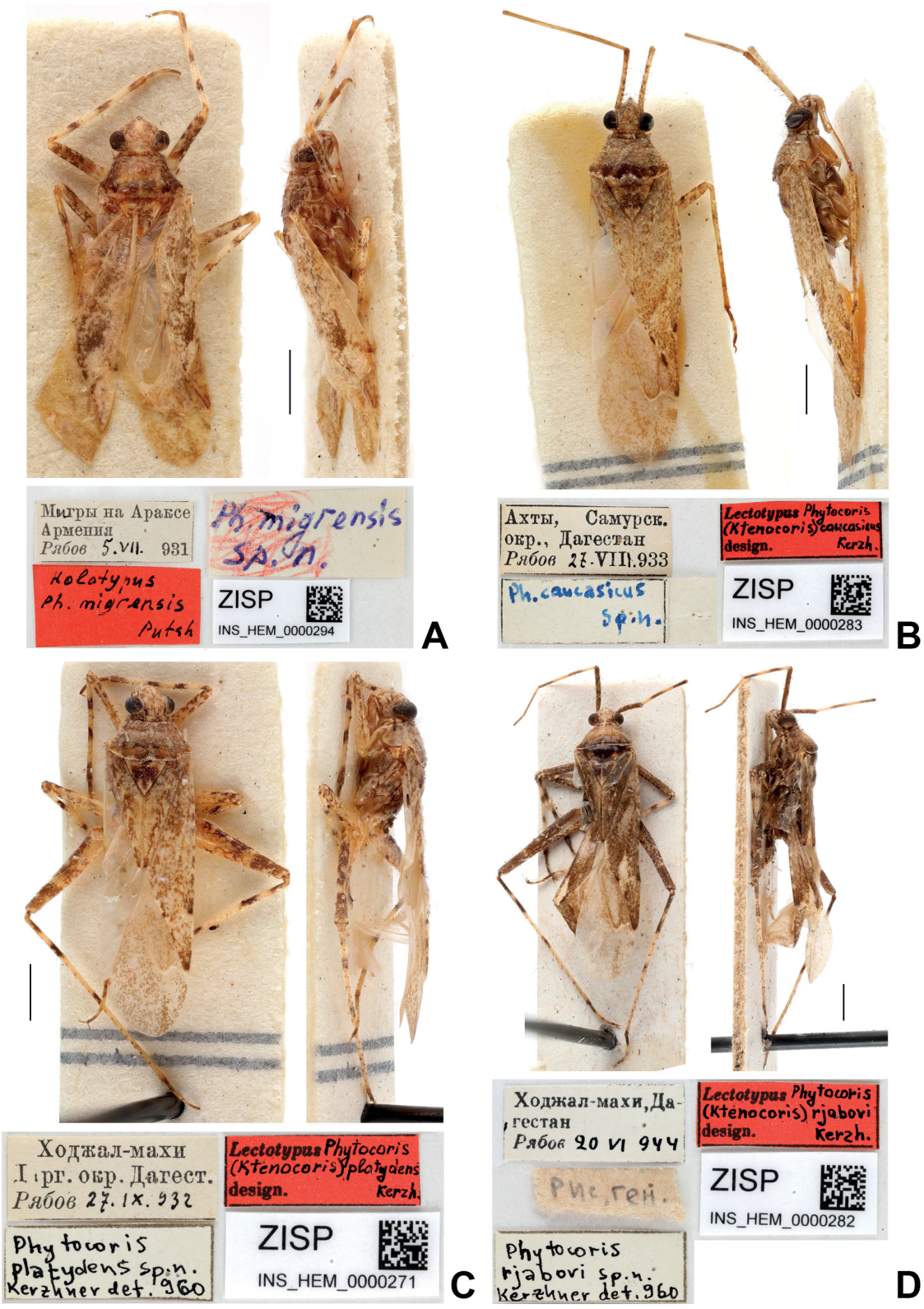

Fig. 44. Mirinae types in dorsal and lateral views and associated labels. **A**. *Phytocoris* (*Eriamiris*) *migrensis* V.G. Putshkov, 1978. **B**. *Phytocoris* (*Ktenocoris*) *caucasicus* Kerzhner, 1964. **C**. *Phytocoris* (*Ktenocoris*) *platydens* Kerzhner, 1964. **D**. *Phytocoris* (*Ktenocoris*) *rjabovi* Kerzhner, 1964.



Fig. 45. Mirinae types in dorsal and lateral views and associated labels. **A**. *Phytocoris* (*Ktenocoris*) *tauricus* Kerzhner, 1964. **B**. *Phytocoris* (*Ktenocoris*) *triodontus* Kerzhner, 1962. **C**. *Phytocoris* (*Phytocoris*) *pallidicollis* Kerzhner, 1977. **D**. *Phytocoris* (*Phytocoris*) *scotinus* Kerzhner, 1977.



Fig. 46. Mirinae types in dorsal and lateral views and associated labels. **A**. *Phytocoris* (*Phytocoris*) *shabliovskii* Kerzhner, 1988. **B**. *Phytocoris* (*Ribautomiris*?) *scitulus frater* Kerzhner, 1964. **C**. *Phytocoris* (*Soosocapsus*) *ferghanensis* Rosenzweig, 2000. **D**. *Phytocoris* (*Soosocapsus*) *kalidii* Trapeznikova, 2009.



Fig. 47. Mirinae types in dorsal and lateral views and associated labels. **A**. *Phytocoris* (*Soosocapsus*) *kozlovi* Trapeznikova, 2009. **B**. *Phytocoris* (*Soosocapsus*) *luppovae* Trapeznikova, 2012. **C**. *Phytocoris* (*Soosocapsus*) *reaumuriae* Trapeznikova, 2009. **D**. *Pinalitus nigriceps* Kerzhner, 1988.



Fig. 48. Mirinae types in dorsal and lateral views and associated labels. **A**. *Poeciloscytus brevicornis* var. *pallidonotus* Kiritshenko, 1952. **B**. *Poeciloscytus funestus* Reuter, 1906. **C**. *Poeciloscytus intermedius* Jakovlev, 1876. **D**. *Polymerias lonicerae* Yasunaga, 1997.



Fig. 49. Mirinae types in dorsal and lateral views and associated labels. **A**. *Polymerus* (*Pachycentrum*) *unciniger* Gapon, 2014. **B**. *Polymerus* (*Polymerus*) *amurensis* Kerzhner, 1988. **C**. *Polymerus* (*Polymerus*) *russatus* Gapon, 2014. **D**. *Polymerus varicornis* Jakovlev, 1904.



Fig. 50. Mirinae types in dorsal and lateral views and associated labels. **A**. *Lopus affinis* Jakovlev, 1876. **B**. *Pycnopterna persica* Reuter, 1876. **C**. *Pycnopterna suturalis* Jakovlev, 1883. **D**. *Reuterista unicolor* Rosenzweig, 1997.



Fig. 51. Mirinae types in dorsal and lateral views and associated labels. **A**. *Salignus duplicatus medius* Kerzhner, 1979. **B**. *Stenotus caucasicus* Akramovskaya & Kerzhner, 1978. **C**. *Stenotus tesquorum* Akramovskaya & Kerzhner, 1978. **D**. *Systratiotus aterrimus* Jakovlev, 1889.



Fig. 52. Mirinae types in dorsal and lateral views and associated labels. **A**. *Tinginotum pini* Kulik, 1965. **B**. *Tinginotum rostratum* Kerzhner, 1973. **C**. *Acetropis longirostris rossica* Puton, 1875. **D**. *Brachytropis pilosa* Jakovlev, 1889.



Fig. 53. Mirinae types in dorsal and lateral views and associated labels. **A**. *Leptopterna emeljanovi* Vinokurov, 1982. **B**. *Leptopterna euxina* Vinokurov, 1982. **C**. *Leptopterna inopinata* Vinokurov, 1982. **D**. *Leptopterna kerzhneri* Vinokurov, 1982.



Fig. 54. Mirinae types in dorsal and lateral views and associated labels. **A**. *Leptopterna putshkovi* Vinokurov, 1982. **B**. *Leptopterna ruficornis* Vinokurov, 1982. **C**. *Myrmecoris rubricatus* Jakovlev, 1882. **D**. *Notostira caucasica* var. *depicta* Reuter, 1911.



Fig. 55. Mirinae types in dorsal and lateral views and associated labels. **A**. *Notostira sibirica* Golub, 1978. **B**. *Stenodema chinense* Reuter, 1904. **C**. *Stenodema crassipes* Kiritshenko, 1931. **D**. *Stenodema khenteica* Muminov, 1989.



Fig. 56. Mirinae types in dorsal and lateral views and associated labels. **A**. *Stenodema plebejum* Reuter, 1904. **B**. *Teratocoris coriaceus* Vinokurov & Kanyukova, 1995. **C**. *Teratocoris depressus* Kerzhner, 1979. **D**. *Teratocoris ussuriensis* Kerzhner, 1988.



Fig. 57. Mirinae types in dorsal and lateral views and associated labels. **A**. *Trigonotylus bianchii* Kiritshenko, 1926. **B**. *Trigonotylus brevipes* Jakovlev, 1880. **C**. *Trigonotylus cremeus* Golub, 1989. **D**. *Trigonotylus longitarsis* Golub, 1989.



Fig. 58. Mirinae (A–C) and Orthotylinae (D) types in dorsal and lateral views and associated labels. **A**. *Trigonotylus pallescens* Golub, 1989. **B**. *Trigonotylus pilipes* Golub, 1989. **C**. *Trigonotylus subulifer* Golub, 1989. **D**. *Anapus flavicornis* Reuter, 1904.



Fig. 59. Orthotylinae types in dorsal and lateral views and associated labels. **A**. *Anapus longicornis* Jakovlev, 1882. **B**. *Chorosomella horvathi* Kiritshenko, 1911. **C**. *Dimorphocoris albipilis* Kerzhner, 1964. **D**. *Dimorphocoris asanovae* Kerzhner, 1964.



Fig. 60. Orthotylinae types in dorsal and lateral views and associated labels. **A**. *Dimorphocoris fuscus altaicus* Kerzhner, 1964. **B**. *Dimorphocoris muminovi* Kerzhner, 1964. **C**. *Dimorphocoris pedetes* Kerzhner, 1964. **D**. *Dimorphocoris* (*Pedetocoris*) *atrans* Kerzhner, 1970.



Fig. 61. Orthotylinae types in dorsal and lateral views and associated labels. **A**. *Dimorphocoris* (*Pedetocoris*) *mongolicus* Kerzhner, 1970. **B**. *Diplacus nigripes* Reuter, 1879. **C**. *Ectmetopterus angusticeps* Reuter, 1906. **D**. *Euryopicoris reuteri* Jakovlev, 1879.



Fig. 62. Orthotylinae types in dorsal and lateral views and associated labels. **A**. *Halticus bicoloratus* Kulik, 1965. **B**. *Halticus comitans* Josifov & Kerzhner, 1972. **C**. *Labops bami* Kulik, 1979. **D**. *Labops kerzhneri* Vinokurov, 2010.



Fig. 63. Orthotylinae types in dorsal and lateral views and associated labels. **A**. *Labops nivchorum* Kerzhner, 1988. **B**. *Myrmecophyes acutifrons* Bykov, 1971. **C**. *Myrmecophyes bykovi* Konstantinov, Luo & Vinokurov, 2013. **D**. *Myrmecophyes dubius* Bykov, 1971.



Fig. 64. Orthotylinae types in dorsal and lateral views and associated labels. **A**. *Myrmecophyes ermaki* Bykov, 1969. **B**. *Myrmecophyes frontosus* Drapolyuk & Kerzhner, 2000. **C**. *Myrmecophyes hirsutiventris* Bykov, 1971. **D**. *Myrmecophyes lacteipennis* Bykov, 1971.



Fig. 65. Orthotylinae types in dorsal and lateral views and associated labels. **A**. *Myrmecophyes lipskii* Bykov, 1971. **B**. *Myrmecophyes nitens* Bykov, 1971. **C**. *Myrmecophyes orbicularis* Kiritshenko, 1931. **D**. *Myrmecophyes oshanini* Bykov, 1969.



Fig. 66. Orthotylinae types in dorsal and lateral views and associated labels. **A**. *Myrmecophyes piceus* Bykov, 1970. **B**. *Myrmecophyes trispiculus* Drapolyuk & Kerzhner, 2000. **C**. *Myrmecophyes variabilis* Drapolyuk, 1989. **D**. *Myrmecophyes* (*Plumiger*) *armeniacus* Drapolyuk, 1989.



Fig. 67. Orthotylinae types in dorsal and lateral views and associated labels. **A**. *Myrmecophyes* (*Plumiger*) *nasutus* Drapolyuk, 1989. **B**. *Myrmecophyes* (*Plumiger*) *tomi* Konstantinov & Simov, 2018. **C**. *Orthocephalus beresovskii* Reuter, 1906. **D**. *Orthocephalus beresovskii* var. *fulvipes* Reuter, 1906.



Fig. 68. Orthotylinae types in dorsal and lateral views and associated labels. **A**. *Orthocephalus beresovskii* var. *fuscipes* Reuter, 1906. **B**. *Orthocephalus beresovskii* var. *tibialis* Reuter, 1906. **C**. *Orthocephalus bilineatus* Jakovlev, 1875. **D**. *Orthocephalus confinis* Reuter, 1879.



Fig. 69. Orthotylinae types in dorsal and lateral views and associated labels. **A**. *Orthocephalus funestus* Jakovlev, 1881. **B**. *Orthocephalus medvedevi* Kiritshenko, 1951. **C**. *Orthocephalus minimus* Drapolyuk & Kerzhner, 2000. **D**. *Orthocephalus opacus* Jakovlev, 1875.



Fig. 70. Orthotylinae types in dorsal and lateral views and associated labels. **A**. *Orthocephalus scorzonerae* Drapolyuk & Kerzhner, 2000. **B**. *Orthocephalus turkmenicus* Namyatova & Konstantinov, 2009. **C**. *Pachytoma jakovleffi* Reuter, 1879. **D**. *Pachytoma nigrita* Jakovlev, 1882.



Fig. 71. Orthotylinae types in dorsal and lateral views and associated labels. **A**. *Pachytoma rugicollis* Jakovlev, 1877. **B**. *Scirtetellus bianchii* Medvedeva, 1975. **C**. *Scirtetellus gudali* Kiritshenko, 1951. **D**. *Scirtetellus kerzhneri* Medvedeva, 1975.



Fig. 72. Orthotylinae types in dorsal and lateral views and associated labels. **A**. *Scirtetellus maculiventris* Kiritshenko, 1952. **B**. *Scirtetellus medvedevae* Konstantinov, Luo & Vinokurov, 2013. **C**. *Scirtetellus micans* Medvedeva, 1975. **D**. *Scirtetellus mongolicus* Drapolyuk & Kerzhner, 1999.



Fig. 73. Orthotylinae types in dorsal and lateral views and associated labels. **A**. *Scirtetellus obscurus* Medvedeva, 1975. **B**. *Scirtetellus pallidus* Medvedeva, 1975. **C**. *Scirtetellus schamili* Kiritshenko, 1951. **D**. *Scirtetellus variabilis variabilis* Medvedeva, 1975.



Fig. 74. Orthotylinae types in dorsal and lateral views and associated labels. **A**. *Scirtetellus variabilis roshevitzi* Medvedeva, 1975. **B**. *Scirtetellus vittatus* Kiritshenko, 1951. **C**. *Scirtetellus voronovi* Kiritshenko, 1951. **D**. *Angulonotus grisescens* Knyshov & Konstantinov, 2012.



Fig. 75. Orthotylinae types in dorsal and lateral views and associated labels. **A**. *Blepharidopterus ulmicola* Kerzhner, 1977. **B**. *Blepharidopterus victoris* Drapolyuk, 1982. **C**. *Campylotropis jakovlevi* Reuter, 1904. **D**. *Cyllecoridea modesta* V.G. Putshkov, 1975.



Fig. 76. Orthotylinae types in dorsal and lateral views and associated labels. **A**. *Cyllecoris opacicollis* Kerzhner, 1988. **B**. *Cyllecoris ulmi* Kulik, 1965. **C**. *Cyllecoris vicarius* Kerzhner, 1988. **D**. *Dryophilocoris* (*Dryophilocoris*) *kanyukovae* Josifov & Kerzhner, 1984.



Fig. 77. Orthotylinae types in dorsal and lateral views and associated labels. **A**. *Filicicapsus smaragdus* Bolshakova & Konstantinov, 2022. **B**. *Globiceps albipennis* Jakovlev, 1877. **C**. *Globiceps fulvicollis* Jakovlev, 1877. **D**. *Globiceps gracilis* Jakovlev, 1893.



Fig. 78. Orthotylinae types in dorsal and lateral views and associated labels. **A**. *Heterocordylus alutaceus* Kulik, 1965. **B**. *Hyoidea kerzhneri* Hoberlandt, 1963. **C**. *Hyoidea notaticeps* Reuter, 1876. **D**. *Malacocoris baicalicus* Kulik, 1965.



Fig. 79. Orthotylinae types in dorsal and lateral views and associated labels. **A**. *Mecomma chinensis* Reuter, 1906. **B**. *Mecommopsis cruciata* Kerzhner, 1979. **C**. *Orthotylus eleagni* Jakovlev, 1881. **D**. *Orthotylus minutus* Jakovlev, 1877.



Fig. 80. Orthotylinae types in dorsal and lateral views and associated labels. **A**. *Orthotylus nymphias* Linnavuori, 1974. **B**. *Orthotylus populi* Drapolyuk, 1991. **C**. *Orthotylus salicis* Jakovlev, 1893. **D**. *Orthotylus* (*Labopidea*) *algens* Vinokurov, 1982.



Fig. 81. Orthotylinae types in dorsal and lateral views and associated labels. **A**. *Orthotylus* (*Labopidea*) *bermani* Kerzhner, 1988. **B**. *Orthotylus* (*Melanotrichus*) *ceratoides* Muminov, 1990. **C**. *Orthotylus* (*Orthotylus*) *emiliae* Kerzhner, 1973. **D**. *Orthotylus* (*Orthotylus*) *melanotylus* Kerzhner, 1962.



Fig. 82. Orthotylinae types in dorsal and lateral views and associated labels. **A**. *Pseudoloxops guttulatus* Kerzhner & Muminov, 1974. **B**. *Pseudoloxops iranicus* Kerzhner, 1962. **C**. *Reuteria aceris* Muminov, 1964. **D**. *Reuteria kiritshenkoi* Muminov, 1964.



Fig. 83. Orthotylinae (A, B) and Phylinae (C, D) types in dorsal and lateral views and associated labels. **A**. *Reuteria mesasiatica* Muminov, 1964. **B**. *Zanchius tarasovi* Kerzhner, 1988. **C**. *Allodapus sibiricus* Poppius, 1912. **D**. *Hypomimus puncticollis* Linnavuori, 1965.



Fig. 84. Phylinae types in dorsal and lateral views and associated labels. **A**. *Laemocoris kiritschenkoi* Poppius, 1912. **B**. *Laemocoris reuteri* Reuter, 1879. **C**. *Laemocoris zarudnyi* Reuter, 1904. **D**. *Omphalonotus planus* Kulik, 1965.



Fig. 85. Phylinae types in dorsal and lateral views and associated labels. **A**. *Paralaemocoris anabaseus* Kerzhner, 1984. **B**. *Paralaemocoris anabasus* Linnavuori, 1984. **C**. *Paralaemocoris linnavuorii* Kerzhner, 1970. **D**. *Systellonotus wagneri* Linnavuori, 1964.



Fig. 86. Phylinae types in dorsal and lateral views and associated labels. **A**. *Trachelonotus unifasciatus* Reuter, 1904. **B**. *Agalliastes fulvicornis* Jakovlev, 1889. **C**. *Agalliastes pumilus* Jakovlev, 1876. **D**. *Agraptocoris concolor* Reuter, 1903.

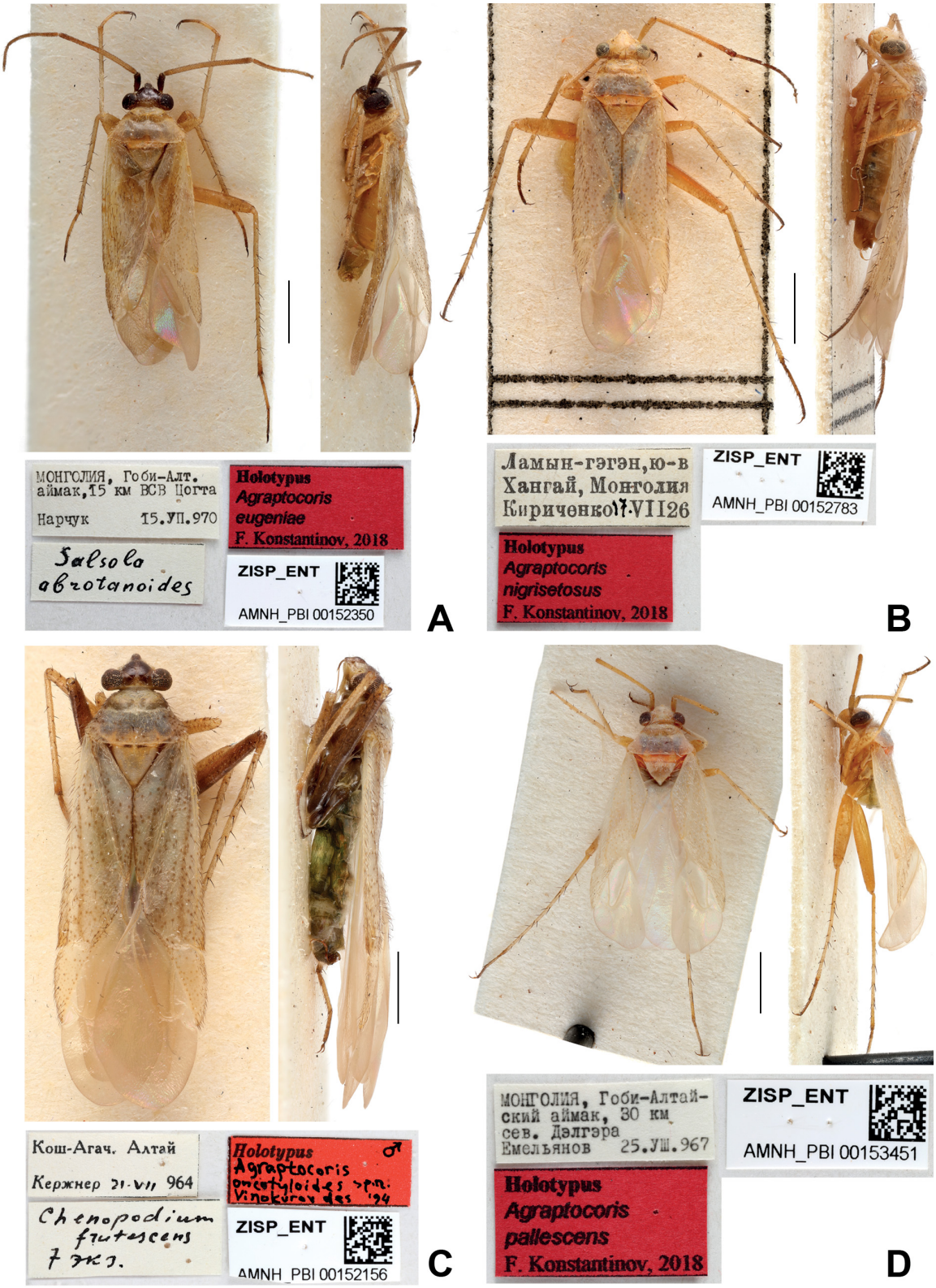

Fig. 87. Phylinae types in dorsal and lateral views and associated labels. **A**. *Agraptocoris eugeniae* Konstantinov, 2019. **B**. *Agraptocoris nigrisetosus* Konstantinov, 2019. **C**. *Agraptocoris oncotyloides* Vinokurov, 1965. **D**. *Agraptocoris pallescens* Konstantinov, 2019.

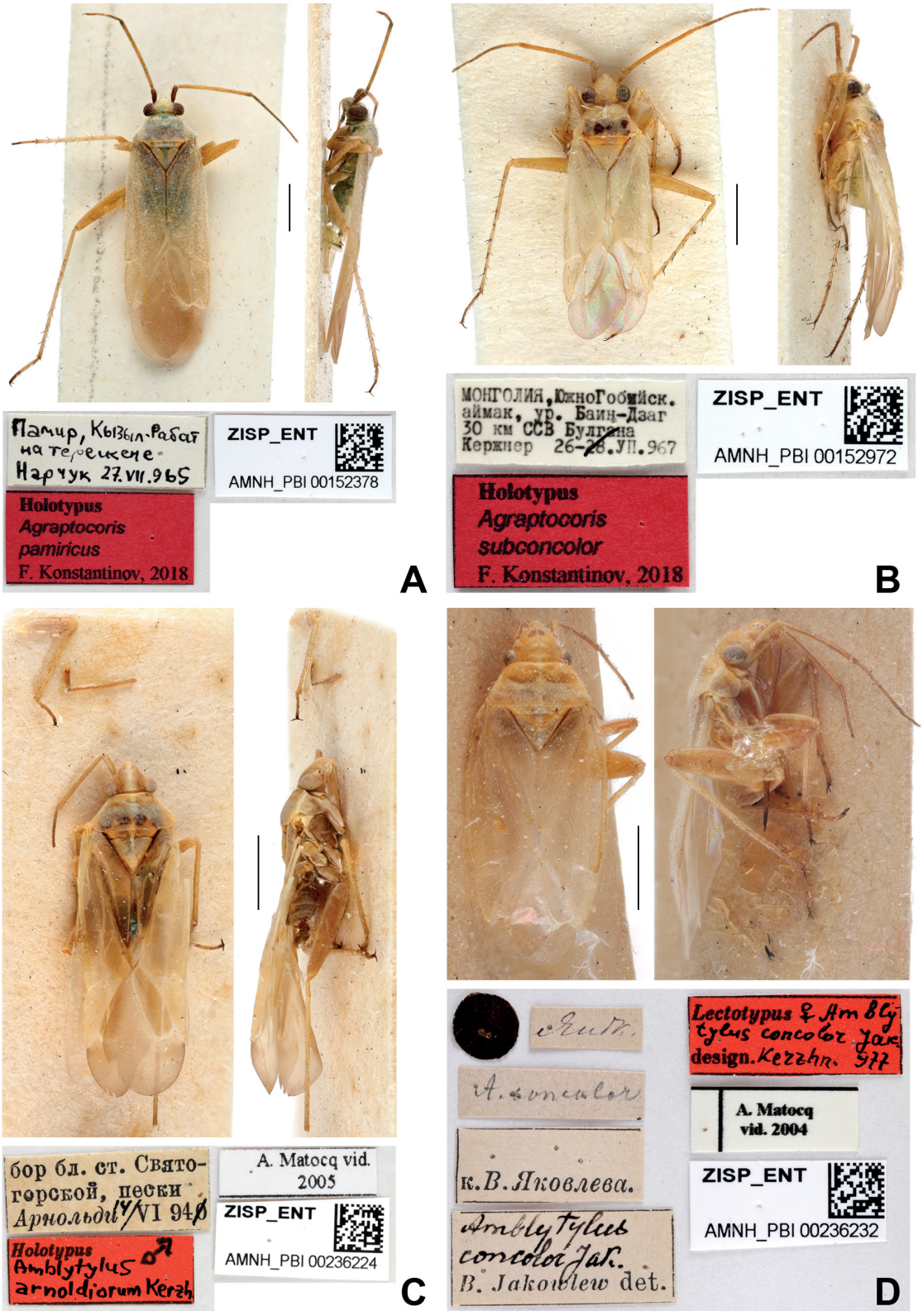

Fig. 88. Phylinae types in dorsal and lateral views and associated labels. **A**. *Agraptocoris pamiricus* Konstantinov, 2019. **B**. *Agraptocoris subconcolor* Konstantinov, 2019. **C**. *Amblytylus arnoldiorum* Kerzhner, 1977. **D**. *Amblytylus concolor* Jakovlev, 1877.



Fig. 89. Phylinae types in dorsal and lateral views and associated labels. **A**. *Amblytylus glaucicollis* Kerzhner, 1977. **B**. *Andrewia bochkovi* Konstantinov & Namyatova, 2020. **C**. *Anoterops pennicornis* Jakovlev, 1880. **D**. *Apocremnus albipes* Jakovlev, 1877.

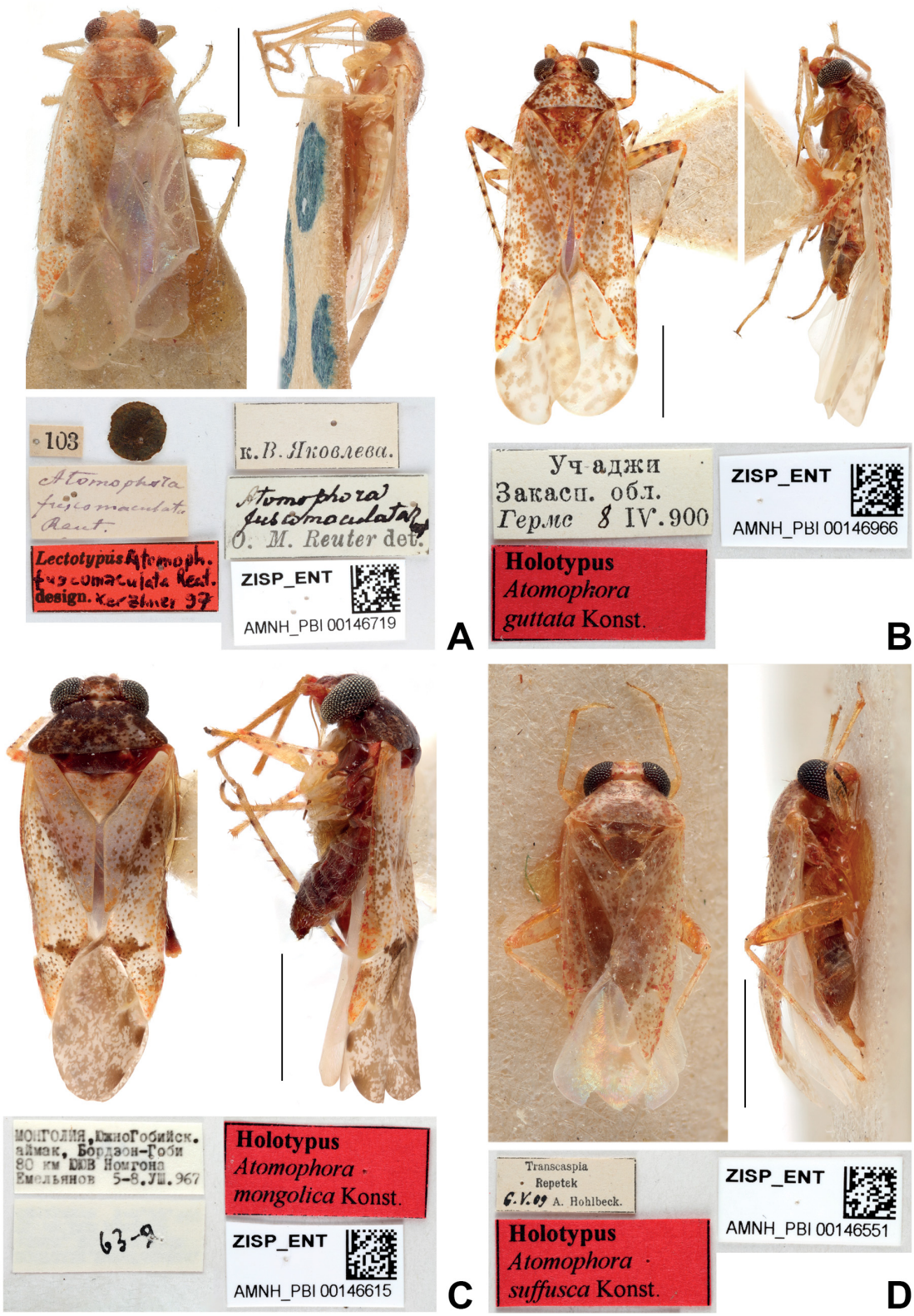

Fig. 90. Phylinae types in dorsal and lateral views and associated labels. **A**. *Atomophora fuscomaculata* Reuter, 1879. **B**. *Atomophora guttata* Konstantinov, 2000. **C**. *Atomophora mongolica* Konstantinov, 2000. **D**. *Atomophora suffusca* Konstantinov, 2000.



Fig. 91. Phylinae types in dorsal and lateral views and associated labels. **A**. *Atomoscelis brevicornis* Reuter, 1879. **B**. *Atractotomimus picturatus* Kiritshenko, 1952. **C**. *Atractotomimus virens* Kiritshenko, 1952. **D**. *Atractotomus albipennis* Reuter, 1876.



Fig. 92. Phylinae types in dorsal and lateral views and associated labels. **A**. *Atractotomus nigritarsis* Jakovlev, 1882. **B**. *Auchenocrepis reuteri* Jakovlev, 1876. **C**. *Camptotylidea bucharica* Konstantinov, 1999. **D**. *Camptotylidea ceratoides* Konstantinov, 1999.

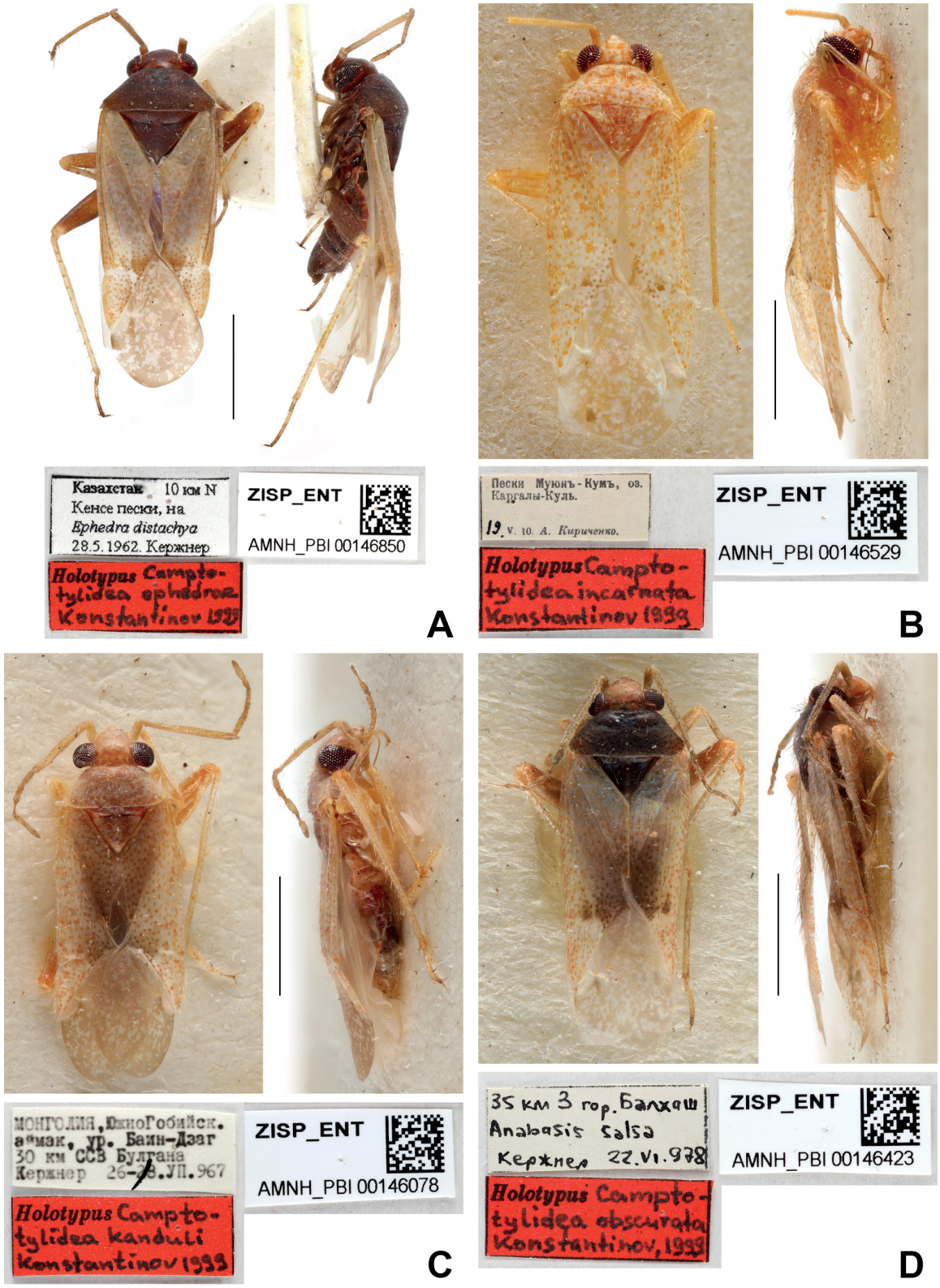

Fig. 93. Phylinae types in dorsal and lateral views and associated labels. **A**. *Camptotylidea ephedrae* Konstantinov, 1999. **B**. *Camptotylidea incarnata* Konstantinov, 1999. **C**. *Camptotylidea kanduli* Konstantinov, 1999. **D**. *Camptotylidea obscurata* Konstantinov, 1999.

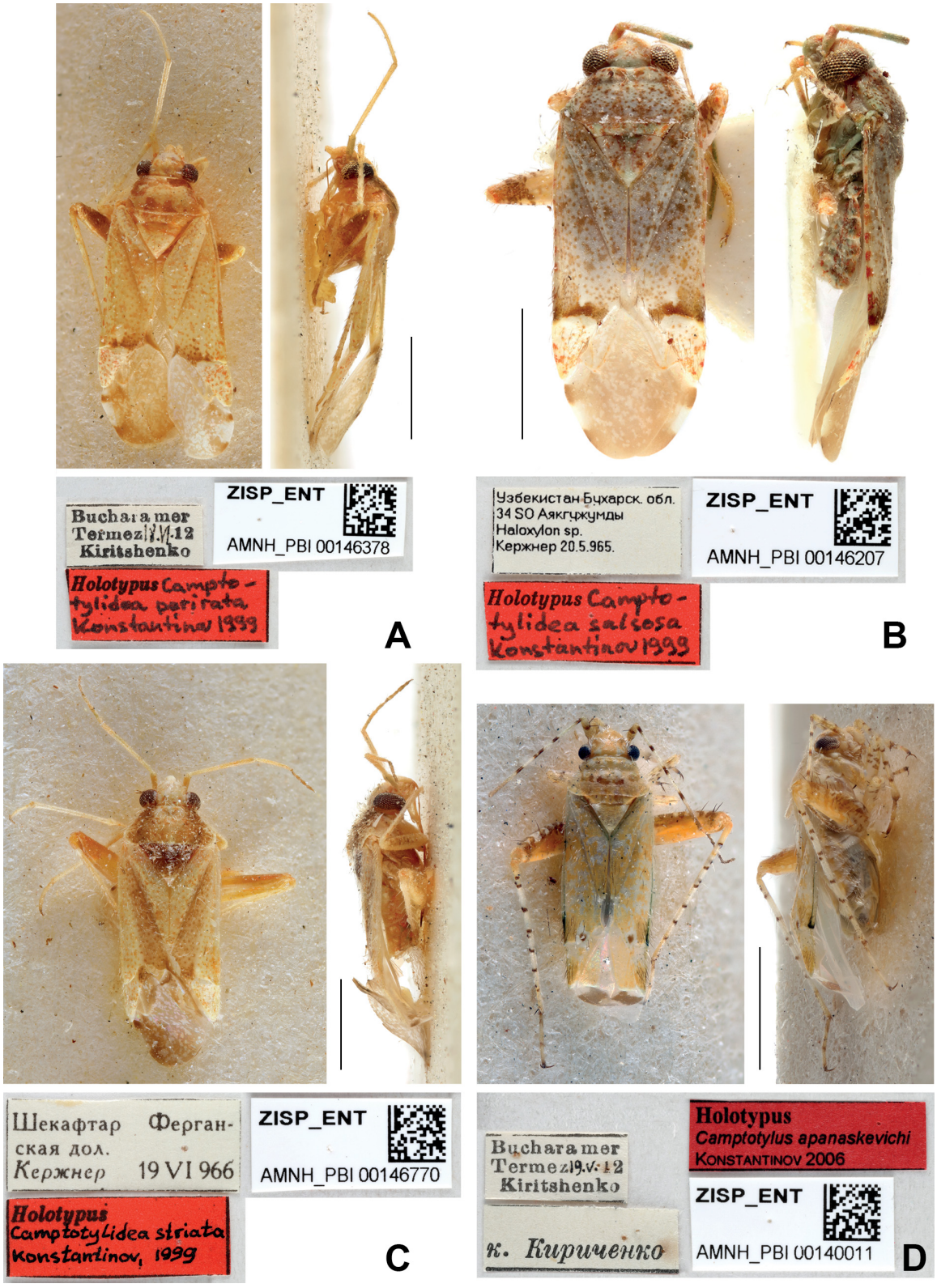

Fig. 94. Phylinae types in dorsal and lateral views and associated labels. **A**. *Camptotylidea perirata* Konstantinov, 1999. **B**. *Camptotylidea salsola* Konstantinov, 1999. **C**. *Camptotylidea striata* Konstantinov, 1999. **D**. *Camptotylus apanaskevichi* Konstantinov, 2008.



Fig. 95. Phylinae types in dorsal and lateral views and associated labels. **A**. *Camptotylus aphidoides* Jakovlev, 1881. **B**. *Camptotylus reaumuriae* Konstantinov, 2008. **C**. *Camptotylus reuteri* Jakovlev, 1881. **D**. *Camptozorus chondrillae* Kerzhner, 1996.



Fig. 96. Phylinae types in dorsal and lateral views and associated labels. **A**. *Camptozorus lactucae* Kerzhner, 1996. **B**. *Campylomma albicans* Jakovlev, 1893. **C**. *Campylomma angustula* Reuter, 1904. **D**. *Campylomma attilioi* Konstantinov, Neimorovets & Korzeev, 2016.



Fig. 97. Phylinae types in dorsal and lateral views and associated labels. **A**. *Campylomma linnavuorii* Konstantinov, Nemorovets & Korzeev, 2016. **B**. *Campylomma simillima* Jakovlev, 1882. **C**. *Campylomma viridula* Jakovlev, 1880. **D**. *Capsus artemisiae* Becker, 1864.



Fig. 98. Phylinae types in dorsal and lateral views and associated labels. **A**. *Capsus freyi* Becker, 1864. **B**. *Capsus halimocnemis* Becker, 1864. **C**. *Capsus pyrethri* Becker, 1864. **D**. *Chlamydatus* (*Euattus*) *drymophilus* Vinokurov, 1982.

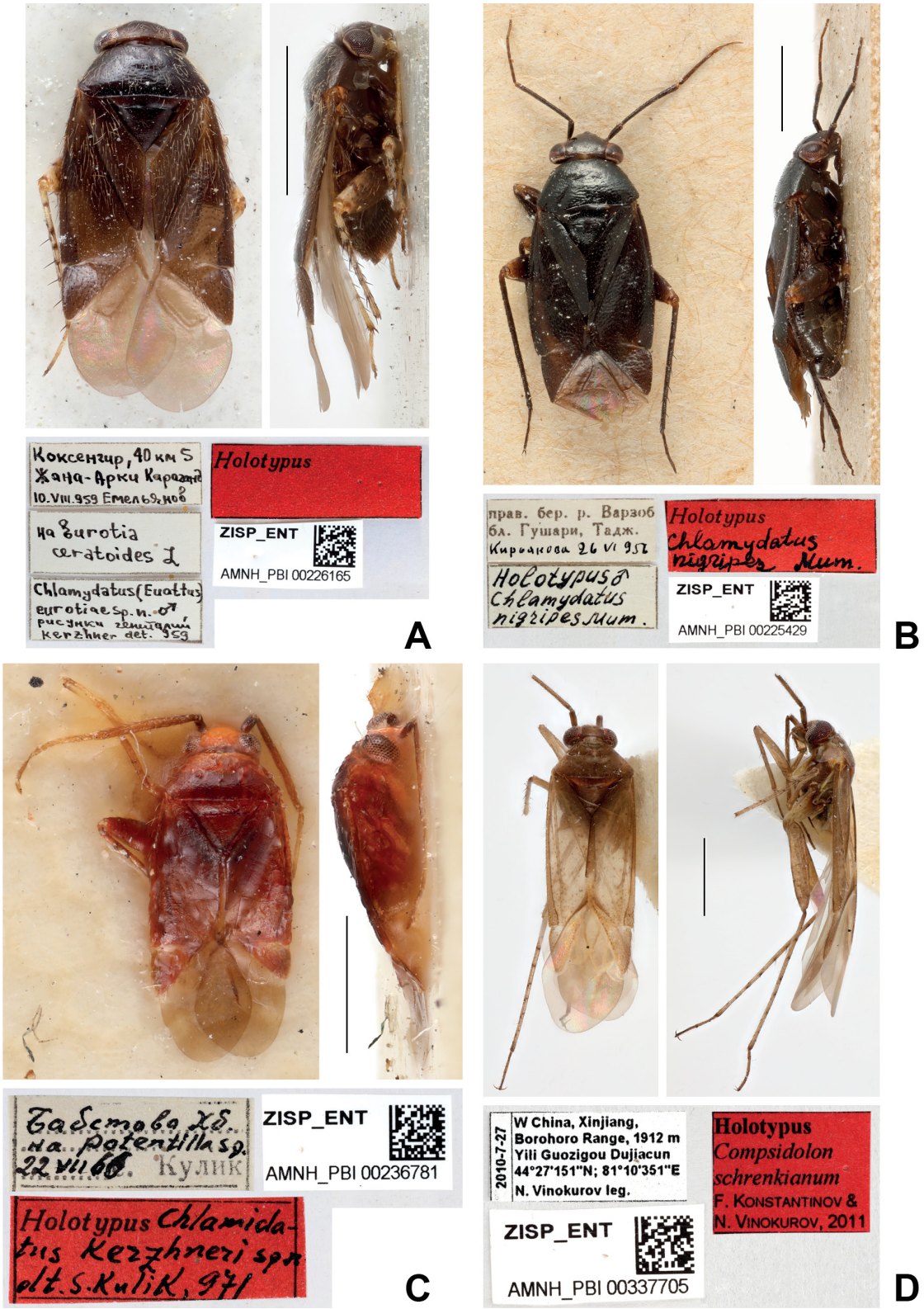

Fig. 99. Phylinae types in dorsal and lateral views and associated labels. **A**. *Chlamydatus* (*Euattus*) *eurotiae* Kerzhner, 1962. **B**. *Chlamydatus* (*Euattus*) *nigripes* Muminov, 1961. **C**. *Compsidolon kerzhneri* Kulik, 1973. **D**. *Compsidolon schrenkianum* Konstantinov & Vinokurov, 2011.



Fig. 100. Phylinae types in dorsal and lateral views and associated labels. **A**. *Compsidolon* (*Apsinthophylus*) *hiemale* Konstantinov, 2006. **B**. *Compsidolon* (*Coniortodes*) *hippophaes* Muminov, 1979. **C**. *Coniortodes alatavicus* Kerzhner, 1962. **D**. *Coniortodes kiritshenkoi* Kerzhner, 1962.



Fig. 101. Phylinae types in dorsal and lateral views and associated labels. **A**. *Coniortodes narzykulovi* Muminov, 1964. **B**. *Criocoris ater* Jakovlev, 1882. **C**. *Criocoris fuscipennis* Jakovlev, 1882. **D**. *Criocoris sibiricus* Kerzhner, 1984.



Fig. 102. Phylinae types in dorsal and lateral views and associated labels. **A**. *Criocoris tesquorum* Kerzhner, 1984. **B**. *Ectenellus tibialis* Reuter, 1906. **C**. *Ethelastia lonicerae* Konstantinov, 2008. **D**. *Ephippiocoris lunatus* Poppius, 1912.

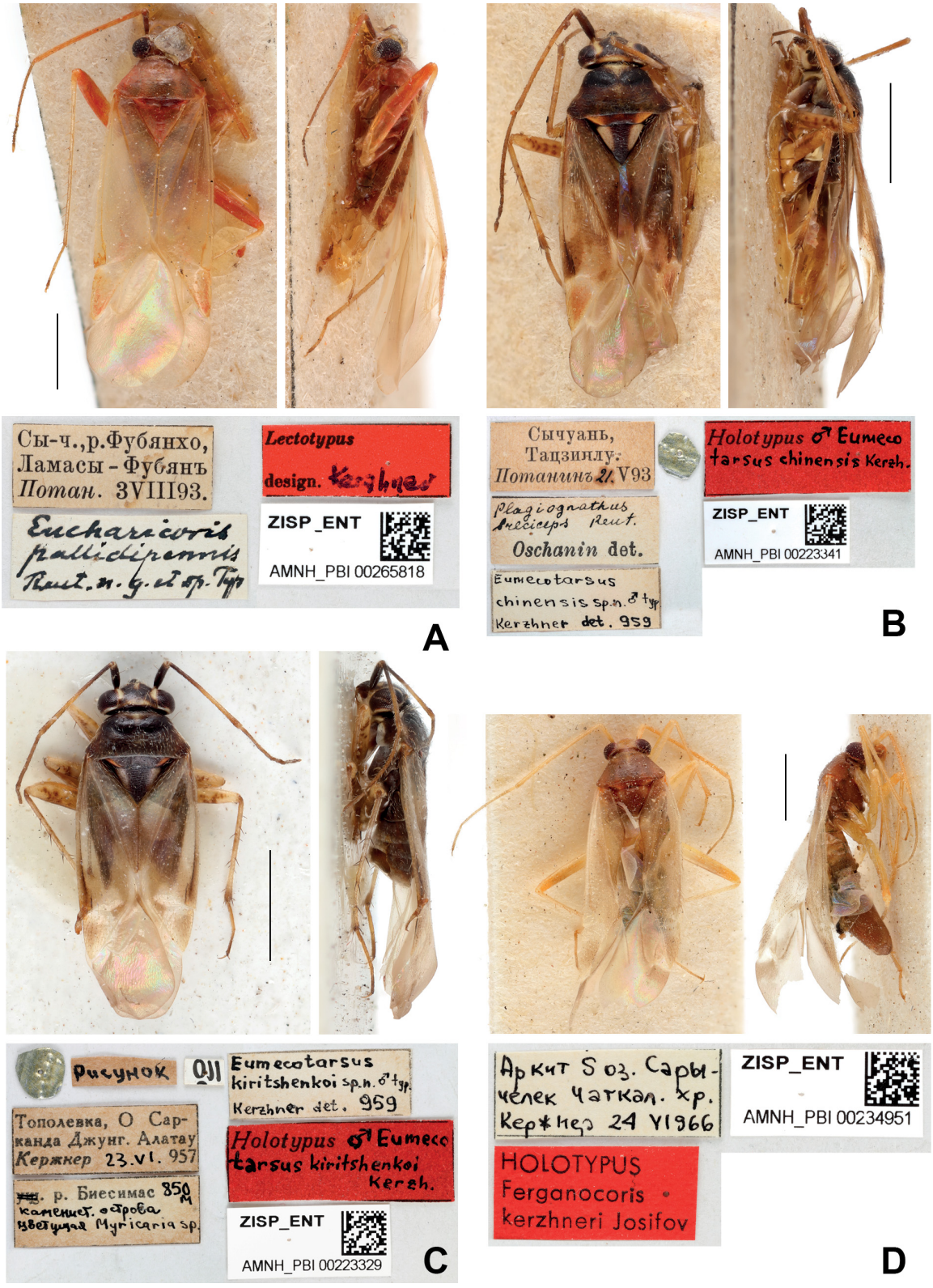

Fig. 103. Phylinae types in dorsal and lateral views and associated labels. **A**. *Eucharicoris pallidipennis* Reuter, 1906. **B**. *Eumecotarsus chinensis* Kerzhner, 1962. **C**. *Eumecotarsus kiritshenkoi* Kerzhner, 1962. **D**. *Ferganocoris kerzhneri* Josifov, 1968.

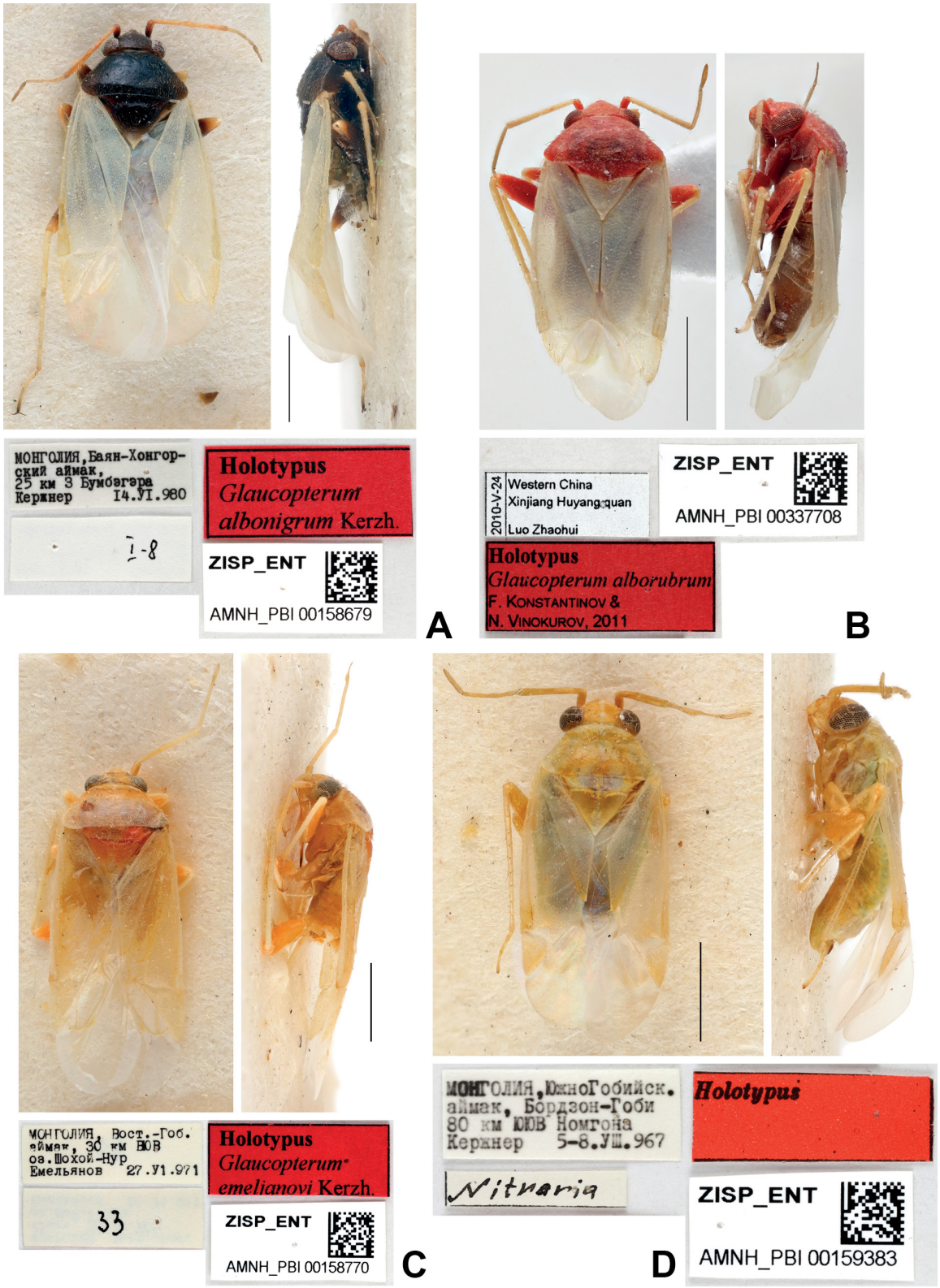

Fig. 104. Phylinae types in dorsal and lateral views and associated labels. **A**. *Glaucopterum albonigrum* Kerzhner, 1984. **B**. *Glaucopterum alborubrum* Konstantinov & Vinokurov, 2011. **C**. *Glaucopterum emeljanovi* Kerzhner, 1984. **D**. *Glaucopterum gobicum* Kerzhner, 1984.



Fig. 105. Phylinae types in dorsal and lateral views and associated labels. **A**. *Glaucopterum heissi* Konstantinov, 2006. **B**. *Glaucopterum kareli* angustici V.G. Putshkov, 1975. **C**. *Glaucopterum kyzylkumi* Kerzhner, 1984. **D**. *Glaucopterum maculipenne* Kerzhner, 1984.



Fig. 106. Phylinae types in dorsal and lateral views and associated labels. **A**. *Glaucopterum majus* Kerzhner, 1984. **B**. *Glaucopterum minus* Kerzhner, 1984. **C**. *Glaucopterum putshkovi* Kerzhner, 1984. **D**. *Glaucopterum vilgus* V.G. Putshkov, 1977.



Fig. 107. Phylinae types in dorsal and lateral views and associated labels. **A**. *Glaucopterum zygophylli* Kerzhner, 1984. **B**. *Halticus consimilis* Jakovlev, 1877. **C**. *Harpocera orientalis* Kerzhner, 1979. **D**. *Heterocapillus* (*Phaeochiton*) *caraganae* Kerzhner, 1964.



Fig. 108. Phylinae types in dorsal and lateral views and associated labels. **A**. *Homolaner luteocincta* Kiritshenko, 1951. **B**. *Lepidargyrus fasciatus* Konstantinov, 2008. **C**. *Lepidargyrus iranicus* Muminov, 1962. **D**. *Lepidargyrus putshkovi* Drapolyuk, 1993.



Fig. 109. Phylinae types in dorsal and lateral views and associated labels. **A**. *Leucodellus albidus* Reuter, 1906. **B**. *Leucopterum asanovae* Vinokurov, 1995. **C**. *Leucopterum candidatum* Reuter, 1879. **D**. *Leucopterum fasciatum* Reuter, 1879.



Fig. 110. Phylinae types in dorsal and lateral views and associated labels. **A**. *Leucopterum nanophyti* Vinokurov 1995. **B**. *Leucopterum transversum* Jakovlev, 1882. **C**. *Leucopterum*? *pallens* Reuter, 1879. **D**. *Macrocoleus tibialis* Jakovlev, 1880.



Fig. 111. Phylinae types in dorsal and lateral views and associated labels. **A**. *Macrotylus attenuatus* Jakovlev, 1882. **B**. *Macrotylus bipunctatus* Poppius, 1912. **C**. *Macrotylus dimidiatus* Jakovlev, 1889. **D**. *Macrotylus fulvicornis* Jakovlev, 1882.



Fig. 112. Phylinae types in dorsal and lateral views and associated labels. **A**. *Macrotylus perdictus* Kiritshenko, 1938. **B**. *Macrotylus zinovievi* Kerzhner, 1984. **C**. *Macrotylus* (*Alloeonycha*) *subattenuatus* Konstantinov, 2008. **D**. *Megalocoleus hirsutus* Drapolyuk, 1991.



Fig. 113. Phylinae types in dorsal and lateral views and associated labels. **A**. *Nasocoris brevicornis* Linnavuori, 1968. **B**. *Nasocoris desertorum* Kerzhner, 1970. **C**. *Nasocoris tesquorum* Kerzhner, 1970. **D**. *Nyctidea moesta* Reuter, 1903.



Fig. 114. Phylinae types in dorsal and lateral views and associated labels. **A**. *Omocoris unicolor* Konstantinov, 2008. **B**. *Oncotylus caspicus* Reuter, 1879. **C**. *Oncotylus cunealis* Reuter, 1904. **D**. *Oncotylus fuscicornis* Reuter, 1904.



Fig. 115. Phylinae types in dorsal and lateral views and associated labels. **A**. *Oncotylus komaroffii* Jakovlev, 1879. **B**. *Oncotylus persicus* Reuter, 1879. **C**. *Oncotylus plumicornis* Jakovlev, 1882. **D**. *Orthonotus bicoloripes* Kerzhner, 1988.



Fig. 116. Phylinae types in dorsal and lateral views and associated labels. **A**. *Orthonotus kiritshenkoi* Josifov, 1964. **B**. *Paredrocoris pectoralis* Reuter, 1878. **C**. *Phaeochiton alenae* Konstantinov, 2008. **D**. *Phaeochiton ebulum* V.G. Putshkov, 1977.



Fig. 117. Phylinae types in dorsal and lateral views and associated labels. **A**. *Phaxia festiva* Kerzhner, 1984. **B**. *Phylus nigriscapus* Kerzhner, 1988. **C**. *Phylus stundjuki* Kulik, 1973. **D**. *Phylus* (*Teratoscopus*) *coryloides* Josifov & Kerzhner, 1972.



Fig. 118. Phylinae types in dorsal and lateral views and associated labels. **A**. *Plagiognathus arbustorum* var. *pallidipennis* Reuter, 1906. **B**. *Plagiognathus cinerascens* Reuter, 1904. **C**. *Plagiognathus fasciatus* Jakovlev, 1893. **D**. *Plagiognathus gilvus* Kulik, 1965.



Fig. 119. Phylinae types in dorsal and lateral views and associated labels. **A**. *Plagiognathus kiritshenkoi* Kulik, 1975. **B**. *Plagiognathus lividus* Reuter, 1906. **C**. *Plagiognathus pini* Vinokurov, 1978. **D**. *Plagiognathus rufinervis* Jakovlev, 1880.



Fig. 120. Phylinae types in dorsal and lateral views and associated labels. **A**. *Plagiognathus* (*Plagiognathus*) *leucopus* Kerzhner, 1979. **B**. *Plagiognathus* (*Plagiognathus*) *lividellus* Kerzhner, 1979. **C**. *Plagiognathus* (*Plagiognathus*) *miyamotoi* Kerzhner, 1988. **D**. *Plagiognathus* (*Poliopterus*) *larae* Kerzhner, 1978.



Fig. 121. Phylinae types in dorsal and lateral views and associated labels. **A**. *Plesiodema stlaniki* Kerzhner, 1979. **B**. *Pleuroxonotus stysi* Konstantinov, 2008. **C**. *Psallodema kasja* Drapolyuk, 1987. **D**. *Psallopsis basalis* Reuter, 1904.

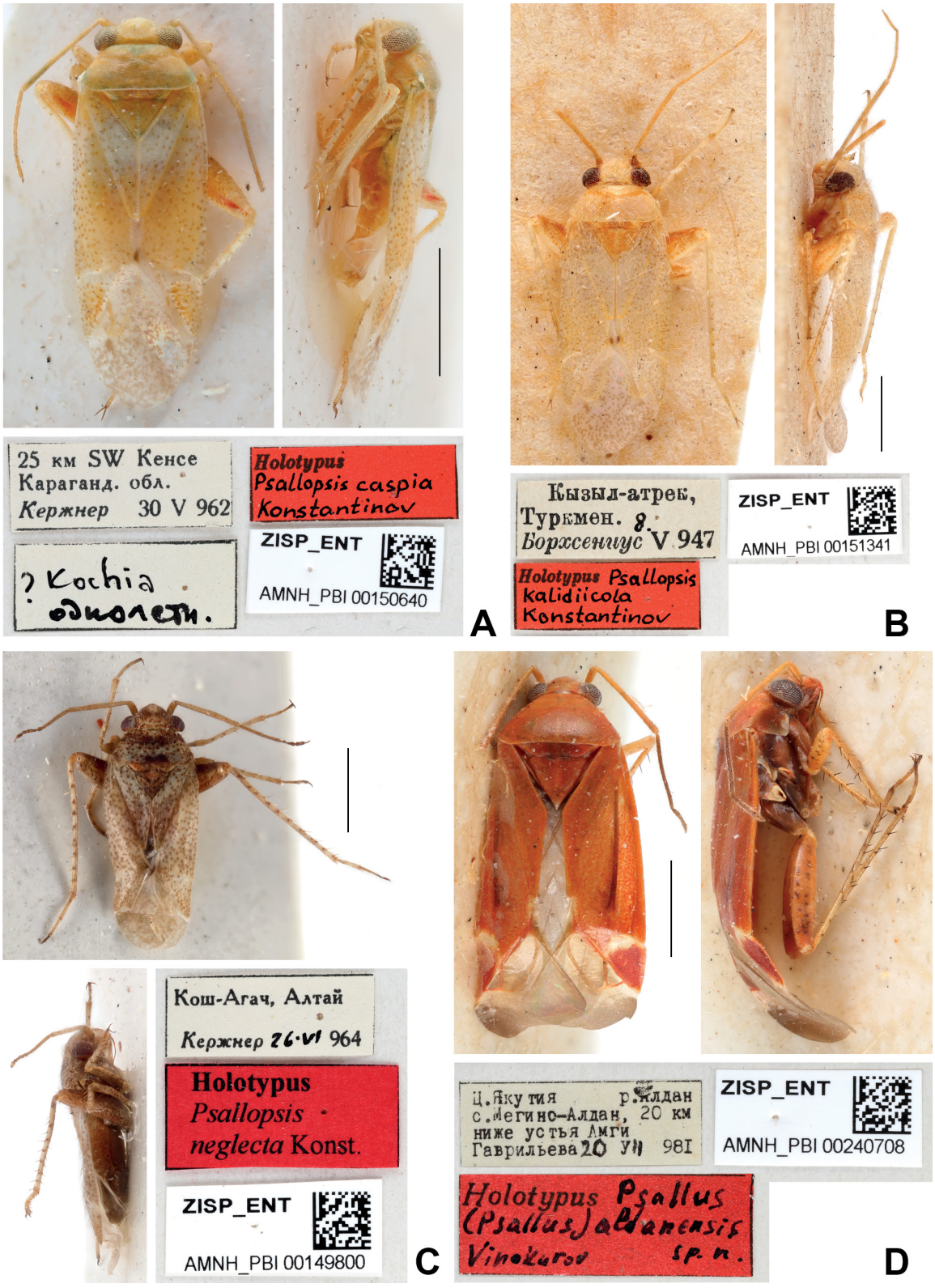

Fig. 122. Phylinae types in dorsal and lateral views and associated labels. **A**. *Psallopsis caspia* Konstantinov, 1997. **B**. *Psallopsis kalidiicola* Konstantinov, 1997. **C**. *Psallopsis neglecta* Konstantinov, 1997. **D**. *Psallus aldanensis* Vinokurov, 1985.



Fig. 123. Phylinae types in dorsal and lateral views and associated labels. **A**. *Psallus alpestris* Reuter, 1906. **B**. *Psallus atomosus* var. *obscurior* Reuter, 1910. **C**. *Psallus bicolor* Jakovlev, 1880. **D**. *Psallus cognatus* Jakovlev, 1877.



Fig. 124. Phylinae types in dorsal and lateral views and associated labels. **A**. *Psallus crataegi* Kulik, 1973. **B**. *Psallus gidajatovi* Drapolyuk, 1987. **C**. *Psallus halidi* Drapolyuk, 1991. **D**. *Psallus holomelas* Reuter, 1906.



Fig. 125. Phylinae types in dorsal and lateral views and associated labels. **A**. *Psallus opacus* Reuter, 1906. **B**. *Psallus rubronotatus* Jakovlev, 1876. **C**. *Psallus samedovi* Drapolyuk, 1991. **D**. *Psallus tonnaichanus* Muramoto, 1973.



Fig. 126. Phylinae types in dorsal and lateral views and associated labels. **A**. *Psallus* (*Apocremnus*) *fagi* Drapolyuk, 1990. **B**. *Psallus* (*Apocremnus*) *stackelbergi* Kerzhner, 1988. **C**. *Psallus* (*Hylopsallus*) *quercus transcaucasicus* Zaitzeva, 1966. **D**. *Psallus* (*Phylidea*) *cinnabarinus* Kerzhner, 1979.



Fig. 127. Phylinae types in dorsal and lateral views and associated labels. **A**. *Psallus* (*Phylidea*) *dryos dolerus* Kerzhner, 1979. **B**. *Psallus* (*Phylidea*) *dryos* Kerzhner, 1979. **C**. *Psallus* (*Phylidea*) *flavescens* Kerzhner, 1988. **D**. *Psallus* (*Phylidea*) *kiritshenkoi* Zaitzeva, 1968.



Fig. 128. Phylinae types in dorsal and lateral views and associated labels. **A**. *Psallus* (*Phylidea*) *loginovae* Kerzhner, 1988. **B**. *Psallus* (*Phylidea*) *ulmi* Kerzhner & Josifov, 1966. **C**. *Psallus* (*Phylidea*) *ussuriensis* Kerzhner, 1979. **D**. *Psallus* (*Pityopsallus*) *ermolenkoi ermolenkoi* Kerzhner, 1979.



Fig. 129. Phylinae types in dorsal and lateral views and associated labels. **A**. *Psallus* (*Pityopsallus*) *ermolenkoi sichotensis* Kerzhner, 1979. **B**. *Psallus* (*Pityopsallus*) *laricinus* Vinokurov, 1982. **C**. *Psallus* (*Pityopsallus*) *nipponicus* Vinokurov, 1998. **D**. *Psallus* (*Pityopsallus*) *sachaensis* Vinokurov, 1998.

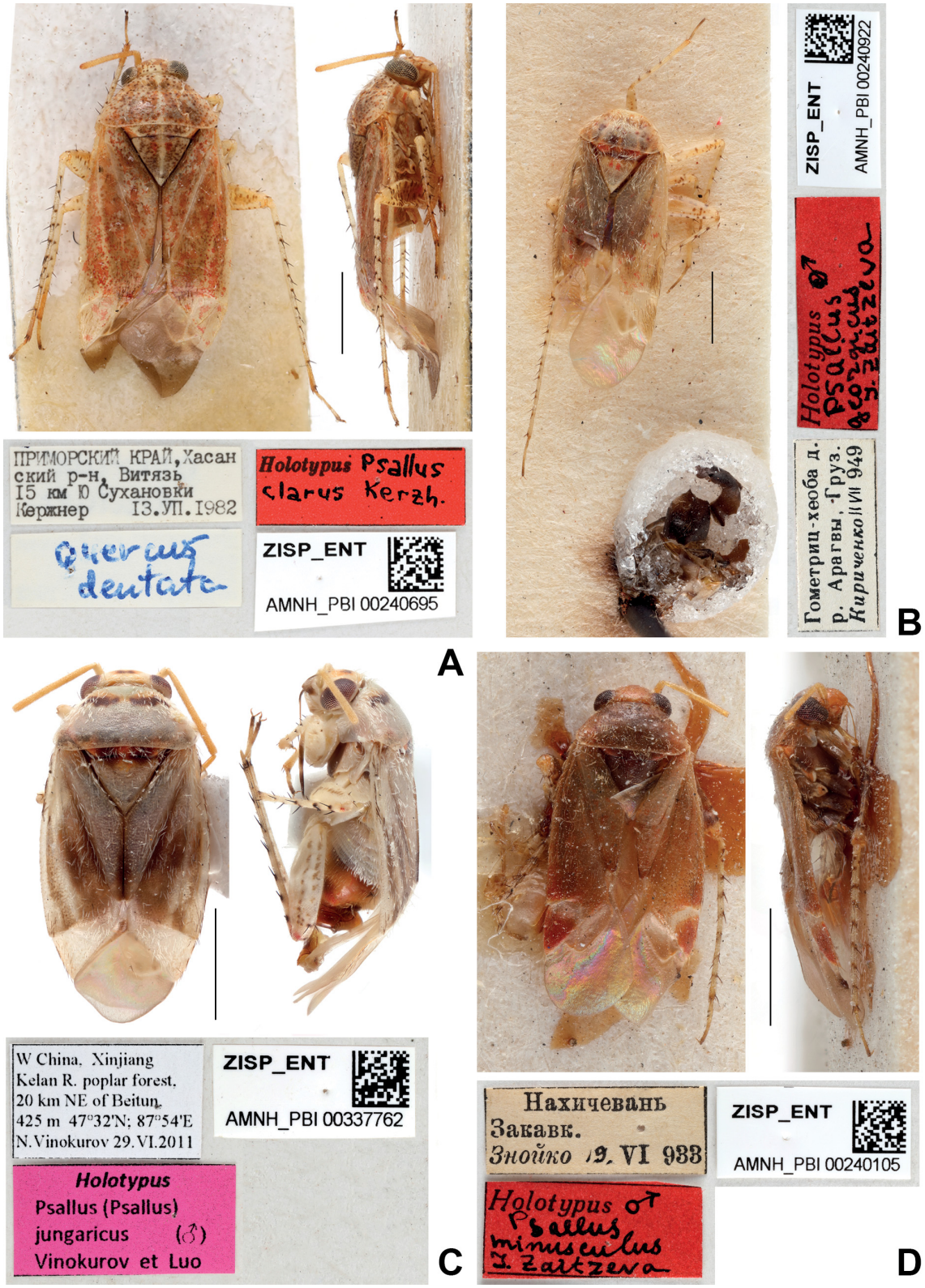

Fig. 130. Phylinae types in dorsal and lateral views and associated labels. **A**. *Psallus* (*Psallus*) *clarus* Kerzhner, 1988. **B**. *Psallus* (*Psallus*) *georgicus* Zaitzeva, 1968. **C**. *Psallus* (*Psallus*) *jungaricus* Vinokurov & Luo, 2012. **D**. *Psallus* (*Psallus*) *minusculus* Zaitzeva, 1968.



Fig. 131. Phylinae types in dorsal and lateral views and associated labels. **A**. *Rhopalotomus niger* Jakovlev, 1889. **B**. *Sacculifer picticeps* Kerzhner, 1959. **C**. *Salicarus* (*Salicarus*) *concinnus* V.G. Putshkov, 1977. **D**. *Salicarus* (*Salicarus*) *halimodendri* V.G. Putshkov, 1977.



Fig. 132. Phylinae types in dorsal and lateral views and associated labels. **A**. *Solenoxyphus anabasius* Konstantinov, 2008. **B**. *Solenoxyphus kazakhstanicus* Konstantinov & Korzeev, 2014. **C**. *Solenoxyphus kerzhneri* Konstantinov, 2008. **D**. *Solenoxyphus salsolae* Konstantinov, 2008.



Fig. 133. Phylinae types in dorsal and lateral views and associated labels. **A**. *Sthenaropsis gobicus* V.G. Putshkov, 1977. **B**. *Sthenaropsis gracilicornis* Linnavuori, 1964. **C**. *Sthenaropsis piperatus* Linnavuori, 1964. **D**. *Sthenaropsis schachrudicus* Linnavuori, 1964.



Fig. 134. Phylinae types in dorsal and lateral views and associated labels. **A**. *Sthenarus interruptus* Reuter, 1906. **B**. *Sthenarus niveoarcuatus* Reuter, 1906. **C**. *Sthenarus pallidipes* Reuter, 1906. **D**. *Sthenarus potanini* Reuter, 1906.



Fig. 135. Phylinae types in dorsal and lateral views and associated labels. **A**. *Tuponia arcufera* Reuter, 1879. **B**. *Tuponia statices* Jakovlev, 1906. **C**. *Tuponia tincta* Jakovlev, 1903. **D**. *Tuponia* (*Chlorotuponia*) *alhagicola* Drapolyuk, 1982.



Fig. 136. Phylinae types in dorsal and lateral views and associated labels. **A**. *Tuponia* (*Chlorotuponia*) *cristifera* Drapolyuk, 1982. **B**. *Tuponia* (*Chlorotuponia*) *ferganensis* Drapolyuk, 1982. **C**. *Tuponia* (*Chlorotuponia*) *fuscipes* Drapolyuk, 1982. **D**. *Tuponia* (*Chlorotuponia*) *gobica* Drapolyuk, 1982.

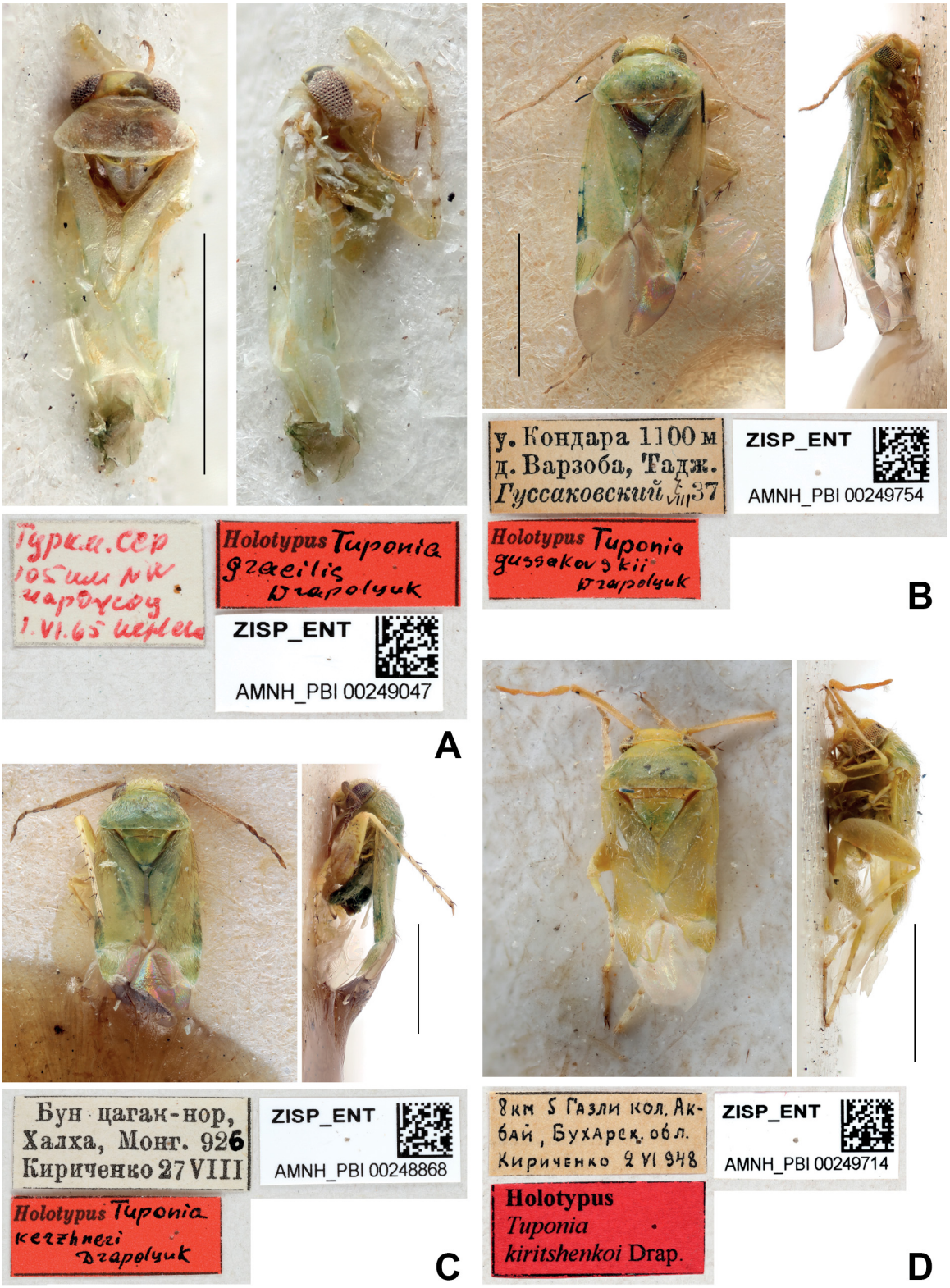

Fig. 137. Phylinae types in dorsal and lateral views and associated labels. **A**. *Tuponia* (*Chlorotuponia*) *gracilis* Drapolyuk, 1982. **B**. *Tuponia* (*Chlorotuponia*) *gussakovskii* Drapolyuk, 1982. **C**. *Tuponia* (*Chlorotuponia*) *kerzhneri* Drapolyuk, 1982. **D**. *Tuponia* (*Chlorotuponia*) *kiritshenkoi* Drapolyuk, 1982.



Fig. 138. Phylinae types in dorsal and lateral views and associated labels. **A**. *Tuponia* (*Chlorotuponia*) *loginovae* Drapolyuk, 1982. **B**. *Tuponia* (*Chlorotuponia*) *oxiana* Drapolyuk, 1982. **C**. *Tuponia* (*Chlorotuponia*) *spinifera* Drapolyuk, 1982. **D**. *Tuponia* (*Chlorotuponia*) *tadzhikorum* Drapolyuk, 1982.



Fig. 139. Phylinae types in dorsal and lateral views and associated labels. **A**. *Tuponia* (*Tuponia*) *distincta* Drapolyuk, 1980. **B**. *Tuponia jaxartensis* Drapolyuk, 1980. **C**. *Tuponia* (*Tuponia*) *mongolica* Drapolyuk, 1980. **D**. *Tuponia* (*Tuponia*) *soongorica* Drapolyuk, 1980.



Fig. 140. Phylinae types in dorsal and lateral views and associated labels. **A**. *Tuponia* (*Tuponia*) *subaltera* Drapolyuk, 1980. **B**. *Tuponia* (*Tuponia*) *turanica* Drapolyuk, 1980. **C**. *Voruchiella plagiata* Poppius, 1912. **D**. *Hypseloecus fasciatus* Kerzhner, 1970.



Fig. 141. Phylinae types in dorsal and lateral views and associated labels. **A**. *Hypseloecus kiritshenkoi* Kerzhner, 1970. **B**. *Pherolepis amplus* Kulik, 1968. **C**. *Pherolepis atrans* Kulik, 1968. **D**. *Pilophorus disjunctus* Kerzhner, 1969.



Fig. 142. Phylinae types in dorsal and lateral views and associated labels. **A**. *Pilophorus josifovi* Kerzhner, 2008. **B**. *Pilophorus mongolicus* Kerzhner, 1984. **C**. *Pilophorus oculatus* Kerzhner, 1988. **D**. *Pilophorus validicornis* Kerzhner, 1977.



Fig. 143. Mirinae (A, B) and Orthotylinae (C) types in dorsal and lateral views (A) and associated labels. **A**. *Lygus pulchellus* var. γ Reuter, 1906. **B**. *Stenotus sareptanus* Jakovlev, 1877, destroyed lectotype. **C**. *Apocremnus anticus* Reuter, 1876, destroyed holotype.



Fig. 144. Mirinae types in dorsal and lateral views and associated labels. **A**. *Lygus abessinicus* Reuter, 1903. **B**. *Lygus lugubris* Poppius, 1914.

Acknowledgments

We sincerely thank Anna Namyatova (ZISP) and Darya Bolshakova (Moscow State University) for their overall assistance and for databasing a portion of the type specimens. Katrina Menard (University of Connecticut) and Artur Taszakowski (University of Silesia) provided valuable comments that substantially improved the manuscript. Chris Le Coquet-Le Roux (Muséum national d'Histoire naturelle) greatly contributed to the correction of the later version of the text. The Heteroptera collection of the Zoological Institute, Russian Academy of Sciences (ZISP) is financially supported by the state research project 122031100272-3. Funding for the laboratory work of F. Konstantinov in this study was in part provided by the Bulgarian National Science Fund (project KP-06-PN71/13, BG-175467353-2023-130067 "Exploring the evolution of the plant bug subfamily Phylinae (Insecta, Hemiptera, Miridae): insights from phylogenetic reconstructions, host associations, and distributional patterns"). The work of V. Neimorovets was partially supported by the state research program FGEU-2025-0001.

References

Aglyamzyanov R.S. 1994. Review of the species of the genus *Lygus* in the fauna of Mongolia, II (Heteroptera: Miridae). *Zoosystematica Rossica* 3: 69–74.

Akramovskaya E.G. & Kerzhner I.M. 1978. Two new species of the genus *Stenotus* Jak. (Heteroptera, Miridae) from the USSR. *Entomologicheskoe Obozrenie* 57: 825–827. [In Russian; English translation: *Entomological Review* 57: 567–569.]

Aukema B. 2018–2025. Catalogue of the Palaearctic Heteroptera. Available from https://catpalhet.linnaeus.naturalis.nl/linnaeus_ng/app/views/introduction/ [accessed 30 Nov. 2024].

Aukema B. & Rieger C. 2001. *Catalogue of the Heteroptera of the Palaearctic Region. Vol. 4: Pentatomomorpha I*. The Netherlands Entomological Society, Amsterdam.

Aukema B., Rieger C. & Rabitsch W. 2013. *Catalogue of the Heteroptera of the Palaearctic region. Vol. 6: Supplement.* The Netherlands Entomological Society, Amsterdam.

Bekchanov N.K., Nabozhenko M.V., Bekchanov M.K. & Bekchanov K.U. 2024. Review of the genus *Dengitha* Reitter, 1887 (Coleoptera: Tenebrionidae: Tentyriini). *Animal Taxonomy and Ecology* 70: 72–81. https://doi.org/10.1556/1777.2024.12900

Becker A. 1864. Naturhistorische Mitteilungen. *Bulletin de la Société des Naturalistes de Moscou* 37 (9): 477–493.

Bolshakova D.S. & Konstantinov F.V. 2022. *Filicicapsus smaragdus* gen. et sp. nov. (Heteroptera: Miridae), a new plant bug genus and species from New Guinea. *Austral Entomology* 61 (4): 433–447. https://doi.org/10.1111/aen.12624

Bykov A.A. 1969. New species of capsid bugs from Kirgizia. *Izvestiya Akademii Nauk Kirgizskoi SSR* 1969 (1): 54–55. [In Russian.]

Bykov A.A. 1970. A new species of bug, *Myrmecophyes piceus* Bykov, sp. n. (Hemiptera, Miridae) from Kirgizia. *Entomologitshskie issledovaniya v Kirgizii*, *Frunze*: 54–56. [In Russian.]

Bykov A.A. 1971. Mirid bugs of the genus *Myrmecophyes* Fieb. (Heteroptera, Miridae) in the fauna of the Tien-Shan and the Pamir-Alai. *Entomologicheskoe Obozrenie* 59: 870–881. [In Russian; English translation: *Entomological Review* 50: 495–501.]

Carapezza A. 1997. Heteroptera of Tunisia. *Il Naturalista Siciliano* 21 (suppl. A): 1–331.

Carvalho J.C.M. 1959. A catalogue of the Miridae of the world. Part IV. *Arquivos do Museu Nacional, Rio de Janeiro* 48: 1–384.

Cassis G. & Schuh R.T. 2012. Systematics, biodiversity, biogeography, and host associations of the Miridae (Insecta: Hemiptera: Heteroptera: Cimicomorpha). *Annual review of entomology* 57: 377–404. https://doi.org/10.1146/annurev-ento-121510-133533

Davletshin S.Z. & Konstantinov F.V. 2024. Confocal laser scanning microscopy and three-dimensional reconstruction delimit species in a taxonomically challenging group: a revision of the plant bug genus *Anapus* Stål, 1858 (Heteroptera: Miridae). *Insect Systematics & Evolution* 55: 41–92.

Drapolyuk I.S. 1980. Review of the capsid bugs of the subgenus *Tuponia* s. str. (Heteroptera, Miridae) from the USSR and Mongolia. *Nasekomye Mongolii* 7: 43–68. https://doi.org/10.1163/1876312X-bja10052 [In Russian.]

Drapolyuk I.S. 1982a. A new species of the genus *Blepharidopterus* (Heteroptera, Miridae) from Transcaucasia. *Trudy Zoologicheskogo Instituta Akademiya Nauk SSSR* 105 (1981): 116–118. [In Russian.]

Drapolyuk I.S. 1982b. Review of capsid bugs of the subgenus *Chlorotuponia* (Heteroptera, Miridae) from the USSR and Mongolia. *Nasekomye Mongolii* 8: 148–183. [In Russian.]

Drapolyuk I.S. 1987. Two new species of capsid bugs (Heteroptera, Miridae) from Talysh. *Entomologicheskoe Obozrenie* 66: 120–122. [In Russian.]

Drapolyuk I.S. 1989. Species of the genus *Myrmecophyes* Fieb. (Heteroptera, Miridae) from the Caucasus. *Entomologicheskoe Obozrenie* 68: 125–135. [In Russian; English translation: *Entomological Review* 68: 90–100.]

Drapolyuk I.S. 1990. A new species of the genus *Psallus* (Heteroptera, Miridae) from Azerbaijan. *In*: Akimov I.A. (ed.) *Novosti faunistiki i sistematiki*: 40–41. Naukova dumka, Kiev. [In Russian.]

Drapolyuk I.S. 1991. New species of capsid bugs (Heteroptera, Miridae) from Azerbaijan. *Entomologicheskoe Obozrenie* 70: 396–403. [In Russian; English translation: *Entomological Review* 71 (1992): 76–83.]

Drapolyuk I.S. 1993. Review of the capsid bugs of the genus *Lepidargyrus* (Heteroptera: Miridae). *Zoosystematica Rossica* 2: 107–119.

Drapolyuk I.S. & Kerzhner I.M. 1999. Species of the genus *Scirtetellus* from Mongolia (Heteroptera: Miridae). *Zoosystematica Rossica* 8: 89–119.

Drapolyuk I.S. & Kerzhner I.M. 2000. New species of *Orthocephalus* and *Myrmecophyes* from Kazakhstan, Usbekistan and Turkmenistan (Heteroptera: Miridae). *Zoosystematica Rossica* 8 (1999): 301–305.

Duwal R.K., Jung S.H., Yasunaga T. & Lee S.H. 2016. Annotated catalogue of the Phylinae (Heteroptera: Miridae) from the Korean peninsula. *Zootaxa* 4067 (2): 101–134. https://doi.org/10.11646/zootaxa.4067.2.1

Gapon D.A. 2014. Revision of the genus *Polymerus* (Heteroptera: Miridae) in the Eastern Hemisphere. Part 1: Subgenera *Polymerus*, *Pachycentrum* subgen. nov. and new genus *Dichelocentrum* gen. nov. *Zootaxa* 3787 (1): 1–87. https://doi.org/10.11646/zootaxa.3787.1.1

Golub V.B. 1978. Mirid bugs of the genus *Notostira* (Heteroptera, Miridae) in the fauna of the USSR. *Zoologicheskii Zhurnal* 57: 1359–1363. [In Russian.]

Golub V.B. 1989. Palearctic species of capsid bugs of the genus *Trigonotylus* (Heteroptera, Miridae). *Nasekomye Mongolii* 10: 136–164. [In Russian.]

Gorczyca J. 1996. A new species of *Vannius* Distant, 1883 from Madagascar (Heteroptera: Miridae). *Genus* 7: 337–340.

Gorczyca J. 1997. Revision of the *Vannius*-complex and its subfamily placement (Hemiptera: Heteroptera: Miridae). *Genus* 8: 517–553.

Gorczyca J. 2000. *A Systematic Study on Cylapinae with a Revision of the Afrotropical Region (Heteroptera, Miridae)*. Wydawnictqo Uniwersytetu Slaskiego, Katowice.

Gorczyca J. 2003. A new species of the genus *Peritropis* Uhler from the Philippines with a redescription of *Peritropis nigripennis* Bergroth (Heteroptera: Miridae: Cylapinae). *Genus* 14: 153–157.

Hu Q. & Zheng L.Y. 2000. A revision of Chinese species of *Bryocoris* Fallen (Hemiptera: Miridae). *Acta Zootaxonomica Sinica* 25: 241–268.

Jakovlev B.E. 1867. Die Hemiptera der Wolga–Fauna. *Horae Societatis Entomologicae Rossicae* 4: 145–163.

Jakovlev B.E. 1875. Hemiptera Heteroptera of the Astrakhan Region. *Bulletin de la Société des Naturalistes de Moscou* 49 (3): 145–174. [In Russian and German.]

Jakovlev B.E. 1876a. New bugs, Hemiptera Heteroptera of the Russian fauna. *Bulletin de la Société des Naturalistes de Moscou* 50/51: 85–124. [In Russian and German.]

Jakovlev B.E. 1876b. Description of new bugs of the Russian fauna. *Trudy Russkago Entomologicheskago Obshchestva* 9: 216–231. [In Russian and German.]

Jakovlev B.E. 1877a. New bugs, Hemiptera Heteroptera of the Astrakhan fauna. Second supplement. *Bulletin de la Société des Naturalistes de Moscou* 52 (2): 269–300. [In Russian and German.]

Jakovlev B.E. 1877b. Bugs (Hemiptera Heteroptera) of Northern Persia. *Trudy Russkago Entomologicheskago Obshchestva* 10: 67–98. [In Russian and German.]

Jakovlev B.E. 1879. Bugs (Hemiptera Heteroptera) of the Caucasian region. *Trudy Russkago Entomologicheskago Obshchestva* 12: 3–176.

Jakovlev B.E. 1880a. Bugs (Hemiptera, Heteroptera) of Russia and the neighboring countries. I. *Trudy Russkogo Entomologicheskago Obshchestva* 11: 200–220. [In Russian and German.]

Jakovlev B.E. 1880b. New bugs (Hemiptera Heteroptera) of the Russian fauna. *Bulletin de la Société des Naturalistes de Moscou* 55 (1): 127–144. [In Russian and German.]

Jakovlev B.E. 1881. Contributions to the fauna of bugs of Russia and the neighboring countries. V–VIII. *Bulletin de la Société des Naturalistes de Moscou* 56 (1): 194–214. [In Russian and German.]

Jakovlev B.E. 1882a. New species of the fam. Capsidae. *Trudy Russkago Entomologicheskago Obshchestva* 13: 169–175. [In Russian and German.]

Jakovlev B.E. 1882b. Contributions to the Heteroptera fauna of bugs of Russia and the neighboring countries. IX. *Bulletin de la Société des Naturalistes de Moscou* 56 (4): 345–371. [In Russian and German.]

Jakovlev B.E. 1882c. Bugs (Hemiptera Heteroptera) of the Caucasian Region. II. *Trudy Russkago Entomologicheskago Obshchestva* 13: 85–140. [In Russian and German.]

Jakovlev V.E. 1883. *Pycnopterna suturalis*, n. sp. *Revue mensuelle d'Entomologie pure et appliquée* 1: 110.

Jakovlev B.E. 1884. Neue Hemipteren der russischen Fauna. *Revue mensuelle d'Entomologie* 1: 121–122.

Jakovlev B.E. 1885. Hemiptera-Heteroptera aus Achal-Tekke. *Horae Societatis Entomologicae Rossicae* 19: 98–129.

Jakovlev B.E. 1889a. Hemiptera Heteroptera Irkutensia nova. *Horae Societatis Entomologicae Rossicae* 23: 50–71. [In Russian and German.]

Jakovlev B.E. 1889b. Zur Hemipteren-Fauna Russlands un der angrenzenden Lander. *Horae Societatis Entomologicae Rossicae* 24: 311–348. [In Russian and German.]

Jakovlev B.E. 1889c. Insecta in itinere cl. N. Przewalski novissime lecta. XVI. Hemiptera Heteroptera. *Horae Societatis Entomologicae Rossicae* 24: 235–243.

Jakovlev B.E. 1890. Insecta, a cl. G. N. Potanin in China et in Mongolia novissime lecta. XVII. Hemiptera-Heteroptera. *Horae Societatis Entomologicae Rossicae* 24: 540–560. [In Russian and German.]

Jakovlev B.E. 1893. Hemiptera-Heteroptera des Gouverenments Irkutsk. *Horae Societatis Entomologicae Rossicae* 27: 282–310. [In Russian and German.]

Jakovlev B.E. 1902. Hémiptères-Hétéroptères nouveaux de la faune paléarctique. II–III. *Revue russe d'Entomologie* 2: 63–70. [In French and Russian.]

Jakovlev B.E. 1903. Hemiptera-Heteroptera new to the Palearctic fauna. VII. *Revue russe d'Entomologie* 3: 289–293. [In Russian and German.]

Jakovlev B.E. 1904. Hemiptera-Heteroptera new to the Palearctic fauna. X. *Revue russe d'Entomologie* 4: 93–95. [In Russian and French.]

Jakovlev B.E. 1906. New species of Hemiptera-Heteroptera of the Crimean fauna. *Revue russe d'Entomologie* 5: 220–246. [In Russian and French.]

Josifov M. 1964. Über die Gattung *Orthonotus* Stephens, 1829 (Heteroptera: Miridae). *Reichenbachia* 4: 151–156.

Josifov M. 1968. *Ferganocoris kerzhneri* n. gen. n. sp. – eine neue asiatische Phyline (Heteroptera, Miridae). *Reichenbachia* 10: 13–17.

Josifov M. 1974. Beitrag zur Systematik der paläarktischen *Dichrooscytus*-Arten (Heteroptera – Miridae). *Reichenbachia* 15: 149–173.

Josifov M. 1983. Beitrag zur Taxonomie der ostpaläarktischen *Deraeocoris*-Arten. *Reichenbachia* 21 (12): 75–86.

Josifov M. 1993. Ein kleiner Beitrag zur Systematik der Miriden (Insecta: Heteroptera). *Reichenbachia* 30: 9–15.

Josifov M. & Kerzhner I.M. 1967. Heteroptera von der Mongolischen Volksrepublik. *Fragmenta Faunistica, Warsaw* 14: 1–15. https://doi.org/10.3161/00159301FF1967.14.1.001

Josifov M. & Kerzhner I.M. 1972. Heteroptera aus Korea. I. Teil (Ochteridae, Gerridae, Saldidae, Nabidae, Anthocoridae, Miridae, Tingidae, und Reduviidae). *Annales Zoologici, Warsaw* 29: 147–180.

Josifov M. & Kerzhner I.M. 1984. Zur Systematik der Gattung *Dryophilocoris* Reuter, 1875 (Heteroptera, Miridae). *Reichenbachia* 22 (31): 215–226.

Hoberlandt L. 1963. Distributional notes on some species of Heteroptera from Czechoslovakia with a contribution on the taxonomy of the genus *Hyoidea* (Heteroptera, Miridae). *Acta Faunistica Entomologica Musei Nationalis Pragae* 9: 253–283.

Hsiao T.Y. 1942. A list of Chinese Miridae (Hemiptera) with keys to subfamilies, tribes, genera and species. *Iowa State College Journal of Science* 16: 241–269.

Kanyukova E.V. & Kerzhner I.M. 1982. Bugs (Heteroptera) from the northern and middle parts of the Sakhalin Island. *Trudy Zoologicheskogo Instituta Akademiya Nauk SSSR* 105 (1981): 127–129.

Kerzhner I.M. 1959. Eine neue Phylini-Gattung (Hemiptera, Miridae) aus der USSR. *Acta Entomologica Musei Nationalis Pragae* 33: 97–101.

Kerzhner I.M. 1962a. Materials on the taxonomy of capsid bugs (Hemiptera – Miridae) in the fauna of the USSR. *Entomologicheskoe Obozrenie* 41: 372–387. [In Russian.]

Kerzhner I.M. 1962b. New species of Heteroptera in the fauna of the USSR. *Trudy Zoolologicheskogo Instituta Akademiya Nauk SSSR* 30: 139–155. [In Russian.]

Kerzhner I.M. 1962c. A new species of *Pseudoloxops* Kirk. (Heteroptera, Miridae) from Iran. *Doklady Akademii Nauk Tadzhikskoi SSR, Dushanbe* 5 (6): 46–48. [In Russian.]

Kerzhner I.M. 1964a. Family Isometopidae. Family Miridae (Capsidae). *In*: Bei-Bienko G.Y. (ed.) *Opredelitel nasekomykh Evropeiskoi chasti SSSR. Vol. 1: Apterygota, Palaeoptera, Hemimetabola*: 700–765. Nauka, Moscow and Leningrad. [In Russian.]

Kerzhner I.M. 1964b. New and little-known bugs (Heteroptera) from Kazakhstan and other regions of the USSR. *Trudy Zoologicheskogo Instituta Akademiya Nauk SSSR* 34: 113–130. [In Russian.]

Kerzhner I.M. 1969. A new species of bugs of the genus *Pilophorus* (Heteroptera Miridae) from Middle Asia and Iran. *Izvestiya Akademii Nauk Turkmenskoi SSR, Seria Biologicheskikh Nauk* 1969 (2): 89–90. [In Russian.]

Kerzhner I.M. 1970a. New and little-known capsid bugs (Heteroptera, Miridae) from the USSR and Mongolia. *Entomologicheskoe Obozrenie* 49: 634–645. [In Russian; English translation: *Entomological Review* 49: 329–399.]

Kerzhner I.M. 1970b. Zur Nomenklatur einiger europäischer Blindwanzen (Heteroptera, Miridae). *Acta Entomologica Musei Nationalis Pragae* 38: 141–145.

Kerzhner I.M. 1973. New and little-known Heteroptera from the Far East of the USSR. *Trudy Zoologicheskogo Instituta Akademiya Nauk SSSR* 52 (1972): 276–295. [In Russian.]

Kerzhner I.M. 1977a. New and little-known species of Heteroptera from the Far East of the USSR. *Trudy Zoologicheskogo Instituta Akademii Nauk SSSR* 62 (1976): 6–35. [In Russian.]

Kerzhner I.M. 1977b. Capsid bugs of the genus *Amblytylus* Fieb. (Heteroptera, Miridae) of the European part of the USSR. *In*: Skarlato O.A. (ed.) *Novye i maloizvestnye vidy neskomykh evropeiskoi chasti SSSR*: 5–11. [In Russian.]

Kerzhner I.M. 1978. True bugs (Heteroptera) of Sakhalin and Kuril islands. *Trudy Biologo-Pochvennogo Instituta Dalnevostochnogo Nauchnogo Tsentra Akademii Nauk SSSR, new series* 50: 31–57. [In Russian.]

Kerzhner I.M. 1979. New Heteroptera from the Far East of the USSR. *Trudy Zoolologicheskogo Instituta Akademiya Nauk SSSR* 81: 14–65. [In Russian.]

Kerzhner I.M. 1984. New and little known Heteroptera from Mongolia and adjacent regions of the USSR. IV. Miridae, I. *Nasekomye Mongolii* 9: 35–72. [In Russian.]

Kerzhner I.M. 1988a. Fam. Miridae. *In*: Lehr P.A. (ed.) *Keys to the Insects of the Far East of the USSR. Vol. 2: Homoptera and Heteroptera*: 778–857. Nauka, Leningrad. [In Russian.]

Kerzhner I.M. 1988b. *Novye i maloizvestnye poluzhestkiokrylye nasekomye (Heteroptera) Dalnego Vostoka SSSR*. Akademia Nauk USSR, Vladivostok. [In Russian.]

Kerzhner I.M. 1993. Notes on synonymy and nomenclature of Palaearctic Heteroptera. *Zoosystematica Rossica* 2: 97–105.

Kerzhner I.M. 1994. *Psallus anticus* (Reuter) – senior synonym of *P. cognatus* Jakovlev (Heteropera: Miridae). *Zoosystematica Rossica* 2 (1993): 292.

Kerzhner I.M. 1996. A new genus of Phylini from Russia, Kazakhstan, Mongolia and Iran (Heteroptera: Miridae). *Zoosystematica Rossica* 4: 115–118.

Kerzhner I.M. 1997a. Notes on taxonomy and nomenclature of Palearctic Miridae (Heteroptera). *Zoosystematica Rossica* 5: 245–248.

Kerzhner I.M. 1997b. Type specimens of some Palaearctic Miridae in the Zoological Museum, Helsinki (Heteroptera). *Zoosystematica Rossica* 6: 115–121.

Kerzhner I.M. 1997c. Notes on taxonomy and nomenclature of Palearctic Miridae (Heteroptera). *Zoosystematica Rossica* 5: 245–248.

Kerzhner I.M. 2008. A new species of *Pilophorus* from the Far East (Heteroptera, Miridae). *In*: Grozeva S. & Simov N. (eds) *Advances in Heteroptera Research. Festschrift in Honor of Michail Josifov*: 185–188. Pensoft Publishers, Sofia & Moscow.

Kerzhner I.M. & Josifov M. 1966. Beschreibung neuer Arten von Landwanzen (Heteroptera) aus der Mongolischen Volksrepublik und Bemerkungen über *Phytocoris turkestanicus* Popp. *Bulletin de l'Académie polonaise des Sciences* 14: 627–634. https://doi.org/10.3161/00159301FF1967.14.1.001

Kerzhner I.M. & Josifov M. 1999. Family Miridae Hahn, 1833. *In*: Aukema B. & Rieger C. (eds) *Catalogue of the Heteroptera of the Palaearctic Region. Vol. 3*: 1–576. Netherlands Entomological Society, Amsterdam.

Kerzhner I.M. & Konstantinov F.V. 1997. On some poorly known Palaearctic Miridae (Heteroptera). *Zoosystematica Rossica* 6: 122.

Kerzhner I.M. & Muminov. N.N. 1964. On some little known capsid bugs from Middle Asia. *Izvestiya Akademii Nauk Tadzhikskoi SSR* 1964 (2): 45–49. [In Russian.]

Kerzhner I.M. & Muminov N.N. 1974. New and little-known capsid bugs (Heteroptera, Miridae) from Middle Asia. *Izvestiya Akademii Nauk Tadzhikskoi SSR* 56: 42–46. [In Russian.]

Kerzhner I.M. & Schuh R.T. 1995. Homonymy, synonymy, and new combinations in the Miridae (Heteroptera). *American Museum Novitates* 3137: 1–11.

Kerzhner I.M., Danilovich L.P. & Kokoreva T.G. 1997. Holotypes and lectotypes of Palaearctic Miridae in the collection of the Zoological Institute, St. Petersburg (Heteroptera). *Zoosystematica Rossica* 6: 123–138.

Kiritshenko A.N. 1909. Contributions à la faune des Hémiptères-Hétéroptères de la Crimée I. *Revue russe d'Entomologie* 8 (1908): 234–239.

Kiritshenko A.N. 1911. Neue und noch wenig bekante Hemipteren der russischen Fauna. *Revue russe d'Entomologie* 11: 80–95.

Kiritshenko A.N. 1912. Synonymische Bemerkungen über einige Hemipteren. *Revue russe d'Entomologie* 12: 204–206.

Kiritshenko A.N. 1914. Analecta hemipterologica. *Revue russe d'Entomologie* 13 (1913): 482–483.

Kiritshenko A.N. 1918. Bugs (Hemiptera-Heteroptera) of the Caucasian region. Part I. *Mémoires du Musée du Caucase* (A) 6: 1–177. [In Russian.]

Kiritshenko A.N. 1926. Hemiptera-Heteroptera Camtshadalica. *Ezhegodnik Zoologicheskogo Muzeya Akademiya Nauk SSSR* 27: 9–28.

Kiritshenko A.N. 1931. Hemiptera-Heteroptera. *Abhandlungen der Pamir-Expedition 1928* 8: 77–118. [In Russian.]

Kiritshenko A.N. 1939. True bugs (Hemiptera) of Abkhazia. *In*: *Materialy k faune Abkhazii. Akademiya Nauk SSSR, Gruzinsky Filial, Zollogichesky Sektor*: 123–164. Tbilisi. [In Russian; description of new species in Latin.]

Kiritshenko A.N. 1951. True bugs (Heteroptera) of the European part of USSR. *Opredeliteli po Faune SSSR* 42: 1–423. [In Russian.]

Kiritshenko A.N. 1952. New and little known bugs (Hemiptera-Heteroptera) of Tadjikistan. *Trudy Zoologicheskogo Instituta Akademiya Nauk SSSR* 10: 140–198. [In Russian.]

Kiritshenko A.N. &Talitzkij V.I. 1933. Uebersicht der Fauna der Hemiptera-Heteroptera (Insecta) des nordostlichen Teiles des Don-Gebietes (ehemaliger Kreis Lugarsk der UdSSR). *Trudy Zoologicheskogo Instituta Akademiya Nauk SSSR* 1: 415–482. [In Russian; German summary.]

Kment P. & Carapezza A. 2017. List of true bug taxa described by Rauno E. Linnavuori (Hemiptera: Heteroptera). *Entomologica Americana* 122 (4): 528–621. https://doi.org/10.1664/1947-5144-122.4.528

Knyshov A.A. & Konstantinov F.V. 2012. A new genus and species of the tribe Orthotylini (Heteroptera: Miridae: Orthotylinae) from Central Asia. *European Journal of Entomology* 109: 117–128. https://doi.org/10.14411/eje.2012.015

Knyshov A.A. & Konstantinov F.V. 2013. A taxonomic revision of the genus *Hyoidea* (Hemiptera: Heteroptera: Miridae). *Acta Entomologica Musei Nationalis Pragae* 53: 1–32. https://doi.org/10.5962/bhl.title.11666

Kolenati F.A. 1845. *Meletemata Entomologica II. Hemiptera Caucasi Tesseratomidae monographice dispositae*. Academia Scientiarum, Petropoli.

Konstantinov F.V. 1997. A revision of the genus *Psallopsis* (Heteroptera: Miridae). *Zoosystematica Rossica* 6: 171–190.

Konstantinov F.V. 1999. Revision of the genus *Camptotylidea* (Heteroptera: Miridae). *Zoosystematica Rossica* 8: 89–119.

Konstantinov F.V. 2000. Capsid bugs of the genus *Atomophora* Reut. (Heteroptera, Miridae) in the fauna of Russia and adjacent countries. *Entomologicheskoe obozrenie* 79 (1): 35–44. [In Russian; English translation: *Entomological Review* 80 (1): 1–8.]

Konstantinov F.V. 2006. Two new species of Phylini (Heteroptera, Miridae, Phylinae) from Middle Asia and Caucasus with notes on *Compsidolon pumilum* (Jakovlev 1876). *Denisia* 19: 493–502.

Konstantinov F.V. 2008a. Review of *Solenoxyphus* Reuter, 1875 (Heteroptera: Miridae: Phylinae). *American Museum Novitates* 3607: 1–44. https://doi.org/10.1206/0003-0082(2008)3607[1:ROSRHM]2.0.CO;2

Konstantinov F.V. 2008b. Review of the genus *Camptotylus* Fieber, 1860 (Heteroptera: Miridae) with description of two new species. *American Museum Novitates* 3606: 1–23. https://doi.org/10.1206/0003-0082(2008)3606[1:ROTGCF]2.0.CO;2

Konstantinov F.V. 2008c. Review of *Ethelastia* Reuter (Heteroptera: Miridae: Phylinae). *Insect Systematics & Evolution* 39 (2): 213–222. https://doi.org/10.1163/187631208788784129

Konstantinov F.V. 2008d. Revision of *Phaeochiton* Kerzhner, 1964 (Heteroptera: Miridae: Phylini). *European Journal of Entomology* 105: 771–781. https://doi.org/10.14411/eje.2008.102

Konstantinov F.V. 2008e. Three new species of Phylini (Hemiptera: Heteroptera: Miridae: Phylinae) from Central Asia. *Acta Entomologica Musei Nationalis Pragae* 48 (2): 403–418.

Konstantinov F.V. 2008f. Review of *Omocoris* Lindberg, 1930 and a description of a new genus to accommodate *Eurycolpus dimorphus* Wagner, 1961 (Heteroptera: Miridae: Phylinae). *In*: Grozeva S. & Simov N. (eds) *Advances in Heteroptera Research: Festschrift in Honor of 80th Anniversary of Michail Josifov*: 215–230. Pensoft Publishers, Sofia & Moscow.

Konstantinov F.V. 2012. *Leucodellus* Reuter, 1906 (Heteroptera: Miridae: Phylini): key to species, revised species composition and diagnosis. *Zootaxa* 3157: 18–30. https://doi.org/10.11646/zootaxa.3157.1.2

Konstantinov F.V. 2019. Revision of *Agraptocoris* Reuter (Heteroptera: Miridae: Phylinae), with description of five new species and a review of aedeagal terminology. *Arthropod Systematics & Phylogeny* 77 (1): 87–124. https://doi.org/10.26049/ASP77-1-2019-05

Konstantinov F.V. 2023. Plant bugs with swollen antennae: a morphology-based phylogenetic analysis of *Heterocapillus* Wagner, 1960 and related genera (Hemiptera: Miridae: Phylinae). *Arthropod Systematics & Phylogeny* 81: 845–879. https://doi.org/10.3897/asp.81.e104396

Konstantinov F.V. & Hosseini R. 2024. Review of the genus *Salicarus* (Hemiptera, Heteroptera, Miridae). *ZooKeys* 1211: 57–100. https://doi.org/10.3897/zookeys.1211.129660

Konstantinov F.V. & Knyshov A.A. 2015. The tribe Bryocorini (Insecta: Heteroptera: Miridae: Bryocorinae): phylogeny, description of a new genus, and adaptive radiation on ferns. *Zoological Journal of the Linnean Society* 175 (3): 441–472. https://doi.org/10.1111/zoj.12283

Konstantinov F.V. & Korzeev A.I. 2014. *Solenoxyphus* Reuter, 1875 (Hemiptera: Heteroptera: Miridae: Phylinae): revised diagnosis, a new species and a new generic synonym. *Zootaxa* 3860: 464–478. http://dx.doi.org/10.11646/zootaxa.3860.5.5

Konstantinov F.V. & Namyatova A.A. 2019. Taxonomic revisions and specimen databases in the internet age: dealing with a species rich insect taxon. *Entomological Review* 99 (3): 340–361. https://doi.org/10.1134/S0013873819030072

Konstantinov F.V. & Namyatova A.A. 2020. Phylogenetic position and morphology of *Andrewia* gen. nov. (Hemiptera: Miridae), a new plant bug genus from New Guinea. *Austral Entomology* 59 (2): 280–291. https://doi.org/10.1111/aen.12451

Konstantinov F.V. & Simov N. 2018. Review of the subgenus *Plumiger* of *Myrmecophyes*, with description of a new species (Heteroptera, Miridae, Halticini). *ZooKeys* 796: 215–239. https://doi.org/10.3897/2Fzookeys.796.21877

Konstantinov F.V. & Vinokurov N.N. 2011. New species and new records of plant bugs (Hemiptera: Heteroptera: Miridae) from Northwestern China. *Zootaxa* 2836: 27–43. https://doi.org/10.11646/zootaxa.2836.1.2

Konstantinov F.V., Luo Z.H. & Vinokurov N.N. 2013. Two new species, new synonymies, and new records of plant bugs (Hemiptera: Heteroptera: Miridae) from Northwestern China. *Zootaxa* 3666 (2): 203–220. https://dx.doi.org/10.11646/zootaxa.3666.2.6

Konstantinov F.V., Neimorovets V.V. & Korzeev A.I. 2015. The genus *Campylomma* Reuter, 1878 (Hemiptera: Heteroptera: Miridae: Phylinae): two new synonyms and discussion of the diagnosis. *Zootaxa* 3974 (2): 203–216. https://doi.org/10.11646/zootaxa.3974.2.5

Konstantinov F.V., Neimorovets V.V. & Korzeev A.I. 2016. Review of *Campylomma* from Russia, Caucasus, and Central Asia with description of two new species (Hemiptera: Heteroptera: Miridae: Phylinae). *Entomologica Americana* 122: 115–155. https://doi.org/10.1664/15-RA-046

Kulik S. A. 1965a. New species of capsid bugs (Heteroptera, Miridae) from East Siberia and the Far East. *Izvestiya Irkutskogo Sel'skokhozyaistvennogo Instituta* 25: 147–156. [In Russian.]

Kulik S.A. 1965b. New Miridae (Heteroptera) species from East Siberia and from the Far East. *Zoologicheskii Zhurnal* 44: 1497–1505. [In Russian.]

Kulik S.A. 1965c. Blindwanzen Ost-Sibiriens und des Fernen Ostens (Heteroptera – Miridae). *Acta Faunistica Entomologica Musei Nationalis Pragae* 11: 39–69.

Kulik S.A. 1968. A new genus and two new species of mirid bugs (Heteroptera, Miridae) from the eastern regions of the USSR. *Zoologicheskii Zhurnal* 47: 140–142. [In Russian.]

Kulik S.A. 1973. Four new species of Miridae (Heteroptera) from the Far East USSR. *Nauchnye Doklady Vysshey Shkoly, Biologicheskie Nauki* 16 (3): 19–23. [In Russian.]

Kulik S.A. 1975. A new species of the genus *Plagiognathus* (Heteroptera, Miridae) from the vicinity of Ussurijsk. *Entomologicheskoe Obozrenie* 54: 587–588. [In Russian; English translation: *Entomological Review* 54: 73.]

Kulik S.A. 1977. Rare and little-known species of capsid bugs from East Siberia and the Far East of the USSR. *In*: Kulik S.A. (ed.) *Fauna i ekologiya nasekomykh Vostochnoy Sibiri i Dalnego Vostoka*: 27–37. Irkutsk. [In Russian.]

Kulik S.A. 1979. A new species of the genus *Labops* Burmeister, 1835 (Heteroptera, Miridae). *Trudy Vsesoyznogo Entomologicheskago Obshchestva* 61: 57–59. [In Russian.]

Lee C.E., Miyamoto S. & Kerzhner I.M. 1994. Additions and corrections to the list of Korean Heteroptera. *Nature and Life* 24: 1–34.

Linnavuori R.E. 1963. Contribution to the Miridae fauna of the Far East III. *Annales Entomologici Fennici* 29: 73–82.

Linnavuori R.E. 1964a. Hemiptera of Egypt, with remarks on some species of the adjacent Eremian region. *Annales Zoolici Fennici* 1: 306–356.

Linnavuori R.E. 1964b. A revision of the genus *Sthenaropsis* Popp. (Het. Miridae). *Annales Entomologici Fennici* 30: 209–213.

Linnavuori R.E. 1965. Some new and interesting Hemiptera from the Middle East. *Annales Entomologici Fennici* 31: 264–269.

Linnavuori R.E. 1968. On the genus *Nasocoris* Rt. (Het., Miridae). *Annales Entomologici Fennici* 34: 201–204.

Linnavuori R.E. 1971. On the family Miridae (Het.) *Annales Entomologici Fennici* 37: 126–135.

Linnavuori R.E. 1972. Additional studies on the genus *Phytocoris* Fallén (Heteroptera, Miridae). *Acta Entomologica Bohemoslovaca* 69: 160–174.

Linnavuori R.E. 1974a. Hemipterological studies. *Annales Entomologici Fennici* 40: 167–171.

Linnavuori R.E. 1974b. Studies on Palearctic and African Heteroptera. *Acta Entomologica Fennica* 30: 3–35.

Linnavuori R.E. 1974c. Studies on African Miridae (Heteroptera). *Entomological Society of Nigeria Occasional Publications* 12: 1–67.

Linnavuori R.E. 1975. Hemiptera of the Sudan, with remarks on some species of the adjacent countries. 4. Miridae and Isometopidae. *Annales Zoologici Fennici* 12: 1–118.

Linnavuori R.E. 1984. New species of Hemiptera Heteroptera from Iraq and the adjacent countries. *Acta Entomologica Fennica* 44: 1–59.

Linnavuori R.E. 1986. Heteroptera of Saudi Arabia. *Fauna of Saudi Arabia* 8: 31–197.

Linnavuori R.E. 1990. Revision of the *Atomophora* complex (Heteroptera, Miridae) of the Eremian subregion. *Entomologica Fennica* 1: 45–64. https://doi.org/10.33338/ef.83358

Linnavuori R.E. 1996. Miridae of West and Central Africa (Hemiptera, Heteroptera). *Acta Zoologica Fennica* 202: 1–84.

Linnavuori R.E. 1999. On the genus *Phytocoris* Fallen (Heteroptera: Miridae, Mirinae) in Iran with remarks on species of the adjacent countries. Part I. *Acta Universitatis Carolinae, Biologica* 43: 163–193.

Linnavuori R.E. 2000. On the genus *Phytocoris* (Heteroptera: Miridae, Mirinae) in Iran with remarks on species of the adjacent countries. Part II. *Acta Universitatis Carolinae, Biologica* 44: 73–109.

Linnavuori R.E. 2007. Studies on the Miridae (Heteroptera) of Gilan and the adjacent provinces in northern Iran. II. List of species. *Acta Entomologica Musei Nationalis Pragae* 47: 17–56.

Linnavuori R.E. 2010. Studies on the Miridae (Phylinae, addenda to Deraeocorinae and Orthotylinae) of Khuzestan and the adjacent provinces of Iran (Hemiptera: Heteroptera). *Acta Entomologica Musei Nationalis Pragae* 50: 369–414.

Liu G.Q. & Bu W.J. 2009. *The Fauna of Hebei, China. Hemiptera: Heteroptera*. China Agricultural Science and Technology Press, Beijing.

Lu N. & Zheng L.Y. 1997. Four new species of the genus *Apolygus* China from China (Insecta: Hemiptera: Miridae). *Acta Zootaxonomica Sinica* 22: 162–168.

Lu N. & Zheng L.Y. 2001. Revision of Chinese species of *Lygocoris* (subgenus *Lygocoris*) Reuter (Hemiptera: Miridae: Mirinae). *Acta Zootaxonomica Sinica* 26: 121–153. [In English; Chinese summary.]

Matocq A. 2004. Revue des espèces attribuées au genre *Megalocoleus* Reuter, 1890 (Heteroptera: Miridae). *Annales de la Société entomologique de France* (*n.s.*) 40: 69–101. https://doi.org/10.1080/00379271.2004.10697407

Matocq A. & Kerzhner I.M. 1995. Désignation de lectotypes dans le genre *Acrotelus* Reuter, 1885. *Nouvelle revue d'entomologie* (*n.s.*) 12: 83–84.

Matocq A. & Pluot-Sigwalt D. 2012. Révision de *Amblytylus* et essai de mise au point sur les genres *Amblytylus* Feiber et *Megalocoleus* Reuter (Heteroptera: Miridae: Phylinae). *Annales de la Société entomologique de France* 48: 123–154. https://doi.org/10.1080/00379271.2012.10697760

Medvedeva N.D. 1975. Revision of *Scirtetellus* Reut. (Heteroptera, Miridae). *Entomologicheskoe Obozrenie* 54: 814–826. [In Russian; English translation: *Entomological Review* 54 (1977): 73–82.]

Menard K.L. & Schuh R.T. 2011. Revision of Leucophoropterini: Diagnoses, key to genera, description of the Australian fauna, and descriptions of new Indo-Pacific genera and species (Insecta: Hemiptera: Miridae). *Bulletin of the American Museum of Natural History* 361: 1–159. https://doi.org/10.1206/361.1

Muminov N.N. 1961. New species of true bugs (Heteroptera) from Tajikistan. *Doklady Akademii Nauk Tadzhikskoi SSR* 4 (5): 41–44. [In Russian.]

Muminov N.N. 1962. New genus *Lepidargyrus* gen. n. (Heteroptera: Miridae) from southern central Asia and Northwest Iran. *Doklady Akademii Nauk Tadzhikskoi SSR* 5 (3): 43–47. [In Russian.]

Muminov N.N. 1964. Palearctic species of the genus *Reuteria* Puton (Heteroptera, Miridae). *Izvestiya Akademii Nauk Tadzhikskoi SSR* 15: 58–65. [In Russian.]

Muminov N.N. 1978. Middle-Asian species of the genus *Dicyphus* (Heteroptera, Miridae). *Zoologicheskii Zhurnal* 57: 1438–1441.

Muminov N.N. 1985. Middle-Asian species of the genus *Deraeocoris* Kbm. (Heteroptera, Miridae). *Izvestiya Akademii Nauk Tadzhikskoi SSR, Otdelenie Biologicheskikh Nauk* 1985 (4): 39–41. [In Russian.]

Muminov N.N. 1989a. New and little-known species of the genus *Phytocoris* Fall. (Heteroptera, Miridae) from Middle Asia and Kazakhstan. *Doklady Akademii Nauk Tadzhikskoi SSR* 32: 137–139. [In Russian.]

Muminov N.N. 1989b. On the fauna of capsid bugs [of the genus *Phytocoris* Fall.] (Heteroptera, Miridae) of Middle Asia and Kazakhstan *Doklady Akademii Nauk Tadzhikskoi SSR* 32: 640–643. [In Russian.]

Muminov N.N. 1989c. On the fauna of plant bugs of the genus *Phytocoris* Fall. (Heteroptera, Miridae) of Kazakhstan and Central Asia. *Izvestiya Akademii Nauk Tadzhikskoi SSR* 1989 (3): 17–22. [In Russian.]

Muminov N.N. 1989d. Species of the genus *Stenodema* (Heteroptera, Miridae) from the USSR and Mongolia. *Nasekomye Mongolii* 10: 126–135. [In Russian.]

Muminov N.N. 1990. *Phytocoris arbusticola*, new species (Heteroptera, Miridae) from Kazakhstan. *Doklady Akademii Nauk Tadzhikskoi SSR* 33: 203–204. [In Russian.]

Muminov N.N. 1995. A new species of capsid bug, *Phytocoris quadridens* Muminov, sp. n. (Heteroptera, Miridae) from Kazakhstan. *Doklady Akademii Nauk Respubliki Tajikistan* 38 (9–10): 8–11.

Muminov N.N. 1998. Species of the genus *Phytocoris* Fall. from Kazakhstan and Middle Asia (Heteroptera: Miridae). *Zoosystematica Rossica* 7: 273–282.

Miyamoto S. 1987. Corrections of the scientific names for some mirids, and aquatic and semiaquatic bugs illustrated in *Iconographia Insectorum Japonicorum Colore naturali edita, Volumen III (Hokuryukan, Tokyo, 1965)*. *Rostria* 38: 581–583.

Miyamoto S. & Lee C.E. 1966. Heteroptera of Quelpart Island (Chejudo). *Sieboldia* 3: 313–426.

Miyamoto S., Yasunaga T. & Saigusa T. 1994. Heteroptera from the Russian Far East collected by T. Saigusa in 1990, with descriptions of two new mirine species. *Japanese Journal of Entomology* 62: 243–251.

Muramoto N. 1973. A chromosome study in eighteen Japanese heteropterans. *La Kromosomo* 91: 2896–2905.

Nakatani Y. 2001. *Cimicicapsus* Poppius a separate genus, with description of a new species (Heteroptera: Miridae). *Tijdschrift voor Entomologie* 144: 253–259. https://doi.org/10.1163/22119434-900000090

Namyatova A.A. & Cassis G. 2016. Revision and phylogeny of the fern-inhabiting genus *Felisacus* Distant (Insecta, Heteroptera, Miridae, Bryocorinae). *Bulletin of the American Museum of Natural History* 403: 1–168. https://doi.org/10.1206/0003-0090-403.1.1

Namyatova A.A. & Konstantinov F.V. 2009. Revision of the genus *Orthocephalus* Fieber, 1858 (Hemiptera: Heteroptera: Miridae: Orthotylinae). *Zootaxa* 2316: 1–118. https://doi.org/10.11646/zootaxa.2316.1.1

Namyatova A.A., Dzhelali P.A. & Konstantinov F.V. 2024. Delimitation of the widely distributed Palearctic *Stenodema* species (Hemiptera, Heteroptera, Miridae): insights from molecular and morphological data. *ZooKeys* 1209: 245–294. https://doi.org/10.3897/zookeys.1209.124766

Neimorovets V.V. 2006. A new species of the genus *Dicyphus* Fieber, 1858 (Heteroptera: Miridae) from the Far East of Russia and notes on taxonomical position of *Cyrtopeltis miyamotoi* (Yasunaga, 2000) comb.n. *Russian Entomological Journal* 15: 131–132.

Oshanin B. 1910. Verzeichnis der Palaearktischen Hemipteren mit besonderer Berücksichtigung ihrer Verteilung im Russischen Reiche. Vol. 1 (3). *Ezhegodnik Zoologicheskago Muzeya Imperatorskaya Akademiya Nauk* 14, suppl.: 587–1087.

Ostapenko K.A. 2001. A new species of *Myiomma* from Primorsky Territory of Russia (Heteroptera: Miridae). *Zoosystematica Rossica* 9 (2000): 358.

Poppius B. 1912. Neue Miriden aus dem Russischen Reiche. *Öfversigt af Finska Vetenskaps-societetens Förhandlingar* 54A (29): 1–26.

Poppius B. 1914. Die Miriden der Äthiopischen Region II – Macrolophinae, Heterotominae, Phylinae. *Acta Societatis Scientiarum Fennicae* 44 (3): 1–136.

Putshkov V.G. 1975a. New species of Miridae from the Caucasus (Heteroptera). *Doklady Akademii Nauk Ukrainskoi SSR, ser. B* 1975 (3): 281–284. [In Russian.]

Putshkov V.G. 1975b. Species of the genus *Glaucopterum* Wagner, 1963 (Heteroptera, Miridae) of the Soviet Union fauna. *Doklady Akademii Nauk Ukrainskoi SSR, ser. B* 1975 (11): 1037–1042. [In Russian.]

Putshkov V.G. 1976a. New and little-known Miridae (Heteroptera) from the Turkmen and Kirghiz SSR fauna. *Vestnik zoologii* 1976 (3): 49–57. [In Russian.]

Putshkov V.G. 1976b. On ecology and distribution of certain little known and new species of Miridae (Heteroptera) in the Turkmen SSR. *Doklady Akademii Nauk Ukrainskoi SSR, ser. B* 1976 (8): 753–757. [In Russian.]

Putshkov V.G. 1977a. New species of the genera *Atractotomimus* Kir. and *Tuponia* Reut. (Heteroptera, Miridae) of Middle Asian fauna. *Doklady Akademii Nauk Ukrainskoi SSR, ser. B* 1977 (4): 373–377. [In Russian.]

Putshkov V.G. 1977b. New and little-known mirid bugs (Heteroptera, Miridae) from Mongolia and Soviet Central Asia. *Entomologicheskoe Obozrenie* 56: 360–374. [In Russian; English translation: *Entomological Review* 56 (2): 91–100.]

Putshkov V.G. 1978. The species of the genus *Phytocoris* Fieb. (Heteroptera, Miridae) of the Caucasus fauna. *Vestnik zoologii* 1978 (5): 50–57. [In Russian.]

Putshkov V.G. 1984. New species of Miridae (Heteroptera) in the fauna of the south of the USSR. *Taxonomy and Zoogeography of Insects* 4: 28–32. [In Russian; English summary.]

Reuter O.M. 1876. Diagnoses praecursoriae Hemipterorum-Heteropterorum. *Petites nouvelles entomologiques* 2 (147): 21–22.

Reuter O.M. 1878. Hemiptera Gymnocerata Europae. Hémiptères Gymnocérates d'Europe, du bassin de la Méditerranée et de l'Asie russe. I. *Acta Societatis Scientiarum Fennicae* 13: 1–188.

Reuter O.M. 1879a. Diagnoses Hemipterorum novorum. *Öfversigt af Finska Vetenskaps-societetens Förhandlingar* 21: 30–41.

Reuter O.M. 1879b. Till kännedomen om mimiska Hemiptera och deras lefnadshistoria. *Öfversigt af Finska Vetenskaps-societetens Förhandlingar* 21: 141–198.

Reuter O.M. 1879c. Hemiptera Gymnocerata Europae. Hémiptères Gymnocerates d'Europe, du bassin de la Méditerranée et de l'Asie Russe. II. *Acta Societatis Scientiarum Fennicae* 1885: 193–312. https://doi.org/10.5962/bhl.title.8546

Reuter O.M. 1879d. Remarks on some British Hemiptera-Heteroptera. *Entomologist's Monthly Magazine* 16: 12–15.

Reuter O.M. 1881. Analecta hemipterologica. Zur Artenkenntnis, Synonymie und geographischen Verbreitung palaearktischer Heteropteren. *Berliner Entomologische Zeitschrift* 25: 155–196. https://doi.org/10.1002/mmnd.18810250205

Reuter O.M. 1883. Hemiptera Gymnocerata Europae. Hémiptères Gymnocérates d'Europe, du bassin de la Méditerrranée et de l'Asie Russe. III. *Acta Societatis Scientiarum Fennicae* 13 (1884): 313–496. https://doi.org/10.5962/bhl.title.8546

Reuter O.M. 1885. Über einige russische Hemipteren. *Berliner Entomologische Zeitschrift* 29: 158–159. https://doi.org/10.1002/mmnd.18850290127

Reuter O.M. 1890. Adnotationes Hemipterlogicae. *Revue d'Entomologie, Caen* 9: 248–254.

Reuter O.M. 1891. Hemiptera Heteroptera från trakterna kring Sajanska bärgskedjan, insamlade af K. Ehnberg och R. Hammarström, förtecknade. *Öfversigt af Finska Vetenskaps-societetens Förhandlingar* 33: 166–208.

Reuter O.M. 1896. Hemiptera Gymnocerata Europae. Hémiptères Gymnocérates d'Europe, du bassin de la Méditerranée et de l'Asie Russe. V. *Acta Societatis Scientiarum Fennicae* 23 (2) (1896): 1–392.

Reuter O.M. 1903a. Capsidae novae Rossicae. II. *Öfversigt af Finska Vetenskaps-societetens Förhandlingar* 46 (4): 1–17.

Reuter O.M. 1903b. Capsidae ex Abessinia et regionibus confinibus enumeratae novaeque species descriptae. *Öfversigt af Finska Vetenskaps-societetens Förhandlingar* 45 (6): 1–18.

Reuter O.M. 1904a. Capsidae persicae a D:o N.A. Zarudny collectae enumeratae novaeque species descriptae. *Annuaire du Musée zoologique, St. Petersburg* 9: 5–15.

Reuter O.M. 1904b. Capsidae palaearcticae novae et minus cognitae descriptae. *Öfversigt af Finska Vetenskaps-societetens Förhandlingar* 46 (14): 1–18.

Reuter O.M. 1904c. Capsidae duae (Hemiptera-Heteroptera) e Corea descriptae. *Revue russe d'Entomologie* 4: 34–36.

Reuter O.M. 1904d. Capsidae novae mediterraneae. V. Species a dominis J. et U. Sahlberg in itinere a. 1903–1904 collectae. *Öfversigt af Finska Vetenskaps-societetens Förhandlingar* 47 (4): 1–26.

Reuter O.M. 1904e. Synopsis speciarum *Stenodema*-Arten Lap., m. *Öfversigt af Finska Vetenskaps-societetens Förhandlingar* 46 (15): 1–21.

Reuter O.M. 1906. Capsidae in prov. Sz'tschwan Chinae a DD. G. Potanin et M. Beresowski collectae. *Ezhegodnik Zoologicheskago Muzeya Imperatorskoi Akademii Nauk* 10: 1–81.

Reuter O.M. 1908a. Capsidae novae palaearcticae. *Annuaire du Musée zoologique, St. Petersburg* 12 (1907): 484–499.

Reuter O.M. 1908b. Einige von A. Becker und A. Kouschakewitsch benannte Hemiptera-Heteroptera. *Annuaire du Musée zoologique*, *St. Petersburg* 12: 598–600.

Reuter O.M. 1910. Mitteilungen über einige Hemipteren des Russischen Reiches. *Horae Societatis Entomologicae Rossicae* 39: 73–88.

Reuter O.M. 1911. Studien über die paläarktischen Formen der Hemipteren-Gattung *Notostira* Fieb. *Revue russe d'Entomologie* 11: 319–327.

Reuter O.M. 1912. Hemipterologische Miscellen. *Öfversigt af Finska Vetenskaps-Societetens Förhandlingar* 54A (7): 1–76.

Rosenzweig V Y. 1997. Revised classification of the *Calocoris* complex and related genera (Heteroptera: Miridae). *Zoosystematica Rossica* 6: 139–169.

Rosenzweig V.Y. 2000. New and little known Asian Mirini (Heteroptera: Miridae). *Zoosystematica Rossica* 8 (1999): 297–299.

Schmitz G. 1978. Description de deux nouveaux genres asiatiques de Fulviini Uhler, 1886 (Heteroptera Miridae). *Bulletin et Annales de la Société entomologique de Belgique* 114: 183–195.

Schuh R.T. 2001. Revision of New World *Plagiognathus* Fieber, with comments on the Palearctic fauna and the description of a new genus (Heteroptera: Miridae: Phylinae). *Bulletin of the American Museum of Natural History* 266: 1–267. https://doi.org/10.1206/0003-0090(2001)266<0001:RONWPF>2.0.CO;2

Schuh R.T. 2013. On-line Systematic Catalog of Plant Bugs (Insecta: Heteroptera: Miridae). Available from http://research.amnh.org/pbi/catalog/ [accessed 15 May 2024].

Schuh R.T., Lindskog P. & Kerzhner I.M. 1995. *Europiella* Reuter (Heteroptera: Miridae): recognition as a Holarctic group, and description of new species, *Europiella carvalhoi*, from North America. *Proceedings of the Entomological Society of Washington* 97: 379–395.

Schwartz M.D. & Kerzhner I.M. 1997. Type specimens and identity of some Chinese species of the "*Lygus* complex" (Heteroptera: Miridae). *Zoosystematica Rossica* 5: 249–256.

Schwartz M.D. & Stonedahl G.M. 2004. Revision of *Phoenicocoris* Reuter with descriptions of three new species from North America and a new genus from Japan (Heteroptera: Miridae: Phylinae). A*merican Museum Novitates* 3464: 1–55. https://doi.org/10.1206/0003-0082(2004)464<0001:ROPRWD>2.0.CO;2

Seidenstücker G. 1964. Zwei neue *Globiceps* (Heteroptera, Miridae). *Reichenbachia* 3: 151–160.

Stål C. 1862. Hemiptera mexicana enumeravit speciesque novas descripsit. *Entomologische Zeitung* 23: 81–118, 273–281, 289–325, 437–462.

Steyskal G.C. 1973. The grammar of names in the Catalogue of the Miridae (Heteroptera) of the world by Carvalho, 1957–1960. *Studia entomologica* 16: 203–208.

Stichel W. 1957. *Illustrierte Bestimmungstabellen der Wanzen. II. Europa* (*Hemiptera-Heteroptera Europae*). Fasc. 16–22. W. Stichel, Berlin-Hermsdorf.

Stichel W. 1958. *Illustrierte Bestimmungstabellen der Wanzen. II. Europa* (*Hemiptera-Heteroptera Europae*). Fasc. 23–25. W. Stichel, Berlin-Hermsdorf.

Štys P. 1973. The taxonomy of *Acetropis longirostris* Put. (Heteroptera, Miridae). *Annotationes Zoologicae et Botanicae, Bratislava* 86: 1–11.

Štys P. 1985. A new genus of Palaearctic Bryocorinae related to Afrotropical *Rhodocoris* (Heteroptera, Miridae). *Acta Entomologica Bohemoslovaca* 82: 407–425.

Tatarnic N. & Cassis G. 2012. The Halticini of the world (Insecta: Heteroptera: Miridae: Orthotylinae): generic reclassification, phylogeny, and host plant associations. *Zoological Journal of the Linnaean Society* 164: 558–658. https://doi.org/10.1111/j.1096-3642.2011.00770.x

Trapeznikova I.V. 2009. New and little known species of the capsid-bug subgenus *Soosocapsus*, genus *Phytocoris* (Heteroptera, Miridae, Mirinae) from Mongolia. *Entomologicheskoe Obozrenie* 88: 813–818. https://doi.org/10.1134/S0013873809090103 [In Russian; English translation: *Entomological Review* 89: 1087–1091.]

Trapeznikova I.V. 2012. A new species of the capsid-bug genus *Phytocoris* Fall. (Heteroptera, Miridae: Mirinae) from Kazakhstan. *Entomologicheskoe Obozrenie* 91: 310–312. https://doi.org/10.1134/S0013873812080040 [In Russian; English translation: *Entomological Review* 92: 861–863.]

Tshernyshev S.E. 1996 Catalogue of the Hemiptera type collection of the Siberian Zoological Museum, Novosibirsk. *Russian Entomological Journal* 4 (1995): 9–10.

Vinokurov N.N. 1976. A new species of the genus *Adelphocoris* (Heteroptera, Miridae) from the USSR and Mongolia. *Nasekomye Mongolii* 4: 21–25. [In Russian.]

Vinokurov N.N. 1978a. Review of bugs of the genus *Nyctidea* Reut. (Heteroptera, Miridae). *In*: Ammosov Y.N. (ed.) *Ekologo-faunistischeskie issledovaniya nasekomykh Yakutii*: 37–42. Yakutsk. [In Russian.]

Vinokurov N.N. 1978b. Two new species of bugs (Heteroptera: Saldidae, Miridae) from the Asiatic part of the USSR. *Entomologicheskoe Obozrenie* 57: 333–336. [In Russian; English summary.]

Vinokurov N.N. 1979. *Nasekomye poluzhestkokrylye (Heteroptera) Yakutii*. Nauka, Leningrad. [In Russian.]

Vinokurov N.N. 1982a. Capsid-bugs of the genus *Leptopterna* (Heteroptera: Miridae) in the fauna of the USSR and adjacent territories. *Trudy Zoologichgeskogo Instituta Akademiya Nauk SSSR* 105 (1981): 93–115. [In Russian.]

Vinokurov N.N. 1982b. New species of capsid bugs (Heteroptera: Miridae) from Siberia and Mongolia. *Nasekomye Mongolii* 8: 184–189. [In Russian.]

Vinokurov N.N. 1985. *Psallus aldanensis* sp. n. – a new species of mirid-bug (Heteroptera, Miridae) from central Yakutia. *Izvestiya Sibirskogo Otdeleniya Akademii Nauk SSSR* (*Seriya Biologicheskikh Nauk*) 1985 (3): 57–59. [In Russian.]

Vinokurov N.N. 1998. Asian plant bugs of the subgenus *Pityopsallus* E. Wagn., genus *Psallus* Fieb. (Heteroptera: Miridae). *Zoosystematica Rossica* 7: 285–296.

Vinokurov N.N. 2010. *Labops kerzhneri* sp. n., a new species of Halticini (Hemiptera: Heteroptera: Miridae: Orthotylinae) from eastern Siberia. *Zootaxa* 2689: 63–68. https://doi.org/10.11646/zootaxa.2689.1.7

Vinokurov N.N. & Kanyukova E.V. 1995. *Conspect of the Fauna of Heteroptera of Siberia: Contribution to the Catalogue of Palaearctic Heteroptera.* Yakutian Scientific Centre, Yakutsk. [In Russian.]

Vinokurov N.N. & Luo Z.H. 2012. *Psallus jungaricus* sp. n. – a new species of plant bugs from Xinjiang (Western China) (Hemiptera: Heteroptera: Miridae: Phylinae). *Zootaxa* 3394: 25–30. https://doi.org/10.11646/zootaxa.3394.1.2

Wagner E. 1952. Blindwanzen oder Miriden. *In*: Dahl F. (ed.) *Die Tierwelt Deutschlands und der angrenzenden Meeresteile nach ihren Merkmalen und nach ihrer Lebensweise. Teil 41*. G. Fischer, Jena.

Wagner E. 1954. Systematische Ergebnisse einer Durchsicht der Sammlung O.M. Reuter, I. *Notulae Entomologicae* 34: 75–81.

Wagner E. 1955. Neuer Beitrag zur Systematik der Gattung *Lygus* Hhn. (Hem. Het., Miridae). *Acta Entomologica Musei Nationalis Pragae* 29 (1954): 149–158.

Wagner E. 1961. Unterordnung: Ungleichflügler, Wanzen, Heteroptera (Hemiptera). *Die Tierwelt Mitteleuropas* 4: 1–173.

Wagner E. 1965. Die Gattung *Compsidolon* Reuter, 1899 (Het. Miridae). *Notulae Entomologicae* 45: 113–137.

Wagner E. 1968. Zwei neue Untergattungen zur Gattung *Phytocoris* Fall. (Hemiptera, Heteroptera, Miridae). *Reichenbachia* 10: 75–97.

Wagner E. 1974. Die Miridae Hahn, 1831, des Mittelmeerraumes und der Makaronesischen Inseln (Hemiptera, Heteroptera). Teil 2. *Entomologische Abhandlungen* 39, suppl.: 1–421. https://doi.org/10.1515/9783112653241

Wagner E. 1976. Über *Phytocoris* Fallén (Hemiptera, Heteroptera, Miridae). *Reichenbachia* 16: 81–91.

Wagner E. & Weber H.H. 1964. *Héteroptères Miridae*. Faune de France 67, Faculté des Sciences, Paris.

Yasunaga T. 1992. A revision of the plant bug genus *Lygocoris* Reuter from Japan: Part IV (Heteroptera, Miridae, *Lygus* complex). *Japanese Journal of Entomology* 60: 10–25.

Yasunaga T. 1994. *Pinalitus* Kelton (Heteroptera, Miridae) and its allied genera of Japan, with descriptions of new genera and species. *Japanese Journal of Entomology* 62: 115–131.

Yasunaga T. 1996a. Review of *Lygocorides* Yasunaga (Heteroptera: Miridae). *Tijdschrift voor Entomologie* 139: 267–275.

Yasunaga T. 1996b. Two new species of the mirine genus *Adelphocoris* Reuter from Hokkaido, Japan and the southern Primorskij Kraj, Russia (Heteroptera, Miridae). *Japanese Journal of Entomology* 64: 713–722.

Yasunaga T. 1997. A new mirine plant bug (Heteroptera: Miridae) found in Kyushu Island, Japan and the southern Primorski Kraj, Russia. *The Entomologist* 116: 116–121.

Yasunaga T. 1998a. Revision of the mirine genus *Creontiades* Distant and allies from Japan (Heteroptera: Miridae). Part III. *Neomegacoelum* gen. n. and exotic new taxa, new synonymy and new combinations. *Entomological Science* 1: 63–70.

Yasunaga T. 1998b. Revision of the mirine genus *Castanopsides* Yasunaga from the eastern Asia (Heteroptera: Miridae). *Entomologica Scandinavica* 29: 99–119. https://doi.org/10.1163/187631298X00221

Yasunaga T. 1999. New or little known phyline plant bugs of Japan (Heteroptera: Miridae: Phylinae). *Insecta Matsumurana* (*new series*) 55: 181–201.

Yasunaga T. 2022. The plant bug subfamily Phylinae in Japan, with key to genera and descriptions of eight new species (Hemiptera: Heteroptera: Miridae). *Zootaxa* 5094: 1–52. https://doi.org/10.11646/zootaxa.5094.1.1

Yasunaga T. & Nakatani Y. 1998. The eastern Palearctic relatives of European *Deraeocoris olivaceus* (Fabricius) (Heteroptera: Miridae). *Tijdschrift voor Entomologie* 140: 237–247.

Yasunaga T. & Schwartz M.D. 2005. Four new species of the plant bug subfamily Mirinae (Heteroptera, Miridae) from Japan. *Biogeography* 7: 61–67.

Yasunaga T. & Schwartz M.D. 2007. Revision of the mirine plant bug genus *Philostephaus* Distant and allies (Heteroptera: Miridae: Mirinae: Mirini). *Tijdschrift voor Entomologie* 150: 101–180. https://doi.org/10.1163/22119434-900000216

Yasunaga T. & Schwartz M.D. 2015. Review of the mirine plant bug genus *Phytocoris* Fallén in Japan (Hemiptera: Heteroptera: Miridae: Mirinae), with descriptions of eight new species. *Tijdschrift voor Entomologie* 158: 21–47. https://doi.org/10.1163/22119434-15812048

Yasunaga T. & Vinokurov N.N. 2000. The phyline plant bug genus *Psallus* Fieber in Japan (Heteroptera: Miridae: Phylinae). *Entomological Science* 3: 653–668.

Yasunaga T., Schwartz M.D. & Chérot F. 2002. New genera, species, synonymies, and combinations in the "*Lygus* complex" from Japan, with discussion of *Peltidolygus* Poppius and *Warrisia* Carvalho (Heteroptera: Miridae: Mirinae). *American Museum Novitates* 3378: 1–26. https://doi.org/10.1206/0003-0082(2002)378<0001:NGSSAC>2.0.CO;2

Zaitzeva I.F. 1966. On the systematics of the genus *Psallus* Fieb. (Hemiptera–Heteroptera) of Georgia. *Materialy k Faune Gruzii, Tbilisi* 1: 85–92. [In Russian.]

Zaitzeva I.F. 1968. A survey of species of the genus *Psallus* Fieb. (Heteroptera Miridae) from the Caucasus. *Entomologicheskoe Obozrenie* 47: 865–877. [In Russian; English translation: *Entomological Review* 47: 526–533.]

Zarudny N.A. 1915. *Birds of Kyzylkum Sands*. Tashkent. [In Russian.]

Zhang X. & Liu G.Q. 2009. Revision of the pilophorine plant bug genus *Pherolepis* Kulik, 1968 (Hemiptera: Heteroptera: Miridae: Phylinae). *Zootaxa* 2281: 1–20. https://doi.org/10.11646/zootaxa.2281.1.1

Zheng L.-Y. & Chen C. 1991. On chinese species of *Eurystylus* Stål and *Eurystylopsis* Poppius (Hemiptera: Miridae). *Acta Zootaxonomica Sinica* 16: 197–203.

Zheng L.-Y. & Yu C. 1990. A new genus of the *Lygus* complex from China, with descriptions of six new species (Hemiptera: Miridae). *Entomologica Scandinavica* 21: 159–171. https://doi.org/10.1163/187631290X00111

Printed versions of all papers are deposited in the libraries of three of the institutes that are members of the *EJT* consortium: Muséum national d'Histoire naturelle, Paris, France; Royal Museum for Central Africa, Tervuren, Belgium; Royal Belgian Institute of Natural Sciences, Brussels, Belgium. The other members of the consortium are: Meise Botanic Garden, Meise, Belgium; Natural History Museum of Denmark, Copenhagen, Denmark; Naturalis Biodiversity Center, Leiden, the Netherlands; Museo Nacional de Ciencias Naturales-CSIC, Madrid, Spain; Leibniz Institute for the Analysis of Biodiversity Change, Bonn – Hamburg, Germany; National Museum of the Czech Republic, Prague, Czech Republic; The Steinhardt Museum of Natural History, Tel Aviv, Israël.